

Prospectus

November 1, 2023

Gilead Fund

ETAGX	Class A Shares	ETCGX	Class C Shares
ETGLX	Class N Shares	ETILX	Class I Shares

Healthcare & Life Sciences Fund

ETAHX	Class A Shares	ETCHX	Class C Shares
ETNHX	Class N Shares	ETIHX	Class I Shares

Balanced Fund

(formerly, the Eventide Multi-Asset Income Fund)

ETAMX	Class A Shares	ETCMX	Class C Shares
ETNMX	Class N Shares	ETIMX	Class I Shares

Dividend Opportunities Fund

ETADX	Class A Shares	ETCDX	Class C Shares
ETNDX	Class N Shares	ETIDX	Class I Shares

Limited-Term Bond Fund

ETABX	Class A Shares	ETCBX	Class C Shares
ETNBX	Class N Shares	ETIBX	Class I Shares

Exponential Technologies Fund

ETAEX	Class A Shares	ETCEX	Class C Shares
ETNEX	Class N Shares	ETIEX	Class I Shares

Core Bond Fund

ETARX	Class A Shares	ETCRX	Class C Shares
ETNRX	Class N Shares	ETIRX	Class I Shares

Large Cap Focus Fund

ETLAX	Class A Shares	ETLCX	Class C Shares
ETLNX	Class N Shares	ETLIX	Class I Shares

This Prospectus provides important information about the Funds that you should know before investing. Please read it carefully and keep it for future reference. The Securities and Exchange Commission has not approved or disapproved these securities or determined if this Prospectus is truthful or complete. Any representation to the contrary is a criminal offense.

Table of Contents

Eventide Gilead Fund Summary	3
Eventide Healthcare & Life Sciences Fund Summary	11
Eventide Balanced Fund (formerly, Eventide Multi-Asset Income Fund) Summary	19
Eventide Dividend Opportunities Fund Summary	30
Eventide Limited-Term Bond Fund Summary	39
Eventide Exponential Technologies Fund Summary.....	49
Eventide Core Bond Fund Summary	59
Eventide Large Cap Focus Fund Summary	68
Additional Information about Each Fund’s Principal Investment Strategies and Related Risks.....	77
How to Buy Shares.....	121
How to Redeem Shares	129
Valuing Each Fund’s Assets	133
Dividends, Distributions, & Taxes.....	134
Management of the Funds	135
Financial Highlights.....	140
Appendix A: Intermediary-Specific Sales Charge Reductions and Waivers.....	172
Privacy Notice.....	181
For More Information	183

Eventide Gilead Fund

Fund Summary

Investment Objective. The Eventide Gilead Fund (the “Gilead Fund” or the “Fund”) seeks to provide long-term capital appreciation.

Fees and Expenses of the Fund. The tables describe the fees and expenses that you may pay if you buy, hold, and sell shares of the Fund. **You may pay other fees, such as brokerage commissions and other fees to financial intermediaries, which are not reflected in the table and Example below.** You may qualify for sales charge discounts on purchases of Class A shares if you and your family invest, or agree to invest in the future, at least \$50,000 in the Fund. More information about these and other discounts is available from your financial professional and is included in the section of the Fund’s prospectus entitled **How to Buy Shares** on page 121 and **Appendix A – Intermediary-Specific Sales Charge Reductions and Waivers**, and in the sections of the Fund’s Statement of Additional Information entitled **Reduction of Up-Front Sales Charge on Class A Shares** on page 69, and **Waivers of Up-Front Sales Charge on Class A Shares** on page 70.

Shareholder Fees

<i>Fees paid directly from your investment</i>	<i>Class A</i>	<i>Class C</i>	<i>Class N</i>	<i>Class I</i>
Maximum Sales Charge (Load) Imposed on Purchases (as a % of offering price)	5.75%	None	None	None
Maximum Deferred Sales Charge (Load) (as a % of the lesser of the NAV of the shares redeemed or the original purchase price)	1.00% ¹	1.00% ²	None	None
Maximum Sales Charge (Load) Imposed on Reinvested Dividends and other Distributions	None	None	None	None
Redemption Fee for Shares Redeemed by Wire Transfer	\$15	\$15	\$15	\$15

Annual Fund Operating Expenses

<i>Expenses that you pay each year as a percentage of the value of your investment</i>				
Management Fees	0.97%	0.97%	0.97%	0.97%
Distribution and/or Service (12b-1) Fees	0.25%	1.00%	0.20%	None
Other Expenses	0.21%	0.21%	0.21%	0.21%
Total Annual Fund Operating Expenses	1.43%	2.18%	1.38%	1.18%

- 1. The maximum deferred sales charge on Class A shares (as a % of NAV at the time of purchase) applies only to purchases of \$1 million or more made without an initial sales charge and applies to shares sold within 18 months of purchase.*
- 2. The maximum deferred sales charge on Class C shares (as a % of the lesser of NAV of the shares redeemed or the original purchase price) applies to shares sold within 12 months of purchase.*

Example of Hypothetical Fund Costs. This Example is intended to help you compare the cost of investing in the Fund with the cost of investing in other mutual funds. The Example assumes that you invest \$10,000 in the Fund for the time periods indicated and then redeem all of your shares at the end of those periods. The Example also assumes that your investment has a 5% return each year and that the Fund’s operating expenses remain the same. Although your actual costs may be higher or lower, based on these assumptions your costs would be:

	<i>1 Year</i>	<i>3 Years</i>	<i>5 Years</i>	<i>10 Years</i>
Class A	\$713	\$1,003	\$1,314	\$2,194
Class C – no redemption	\$221	\$683	\$1,172	\$2,518
Class C – with redemption	\$321	\$683	\$1,172	\$2,518
Class N	\$141	\$438	\$757	\$1,662
Class I	\$121	\$376	\$651	\$1,436

Portfolio Turnover. The Fund pays transaction costs, such as commissions, when it buys and sells securities (or “turns over” its portfolio). A higher portfolio turnover may indicate higher transaction costs and may result in

higher taxes when Fund shares are held in a taxable account. These costs, which are not reflected in annual fund operating expenses or in the Example, affect the Fund's performance. The portfolio turnover rate of the Fund for the fiscal year ended June 30, 2023 was 34% of the average value of its portfolio.

Principal Investment Strategies

Normally, the Gilead Fund invests primarily in a broad range of equity securities of any market capitalization. The Fund may invest without limitation in securities in companies domiciled outside the United States either directly or through American Depositary Receipts ("ADRs").

The Fund's investment adviser, Eventide Asset Management, LLC ("Eventide" or the "Adviser") analyzes the performance of potential investments not only for financial strengths and outlook, but also for companies that are capable of serving well the needs of customers, employees, suppliers, communities, the environment and society broadly. While few companies may reach these ideals in every area of their business, these principles articulate the Adviser's highest expectations for the companies in which the Fund invests. From time to time, the Fund may invest a substantial portion of its assets in the stock of companies in one or more sectors of the economy, such as the technology, industrial, healthcare and life sciences sectors. The Fund may invest in private companies and other companies whose securities may have legal or contractual restrictions on resale or are otherwise illiquid ("Illiquid Investments"), which can impact their valuation. The Fund will not invest more than 15% of the Fund's net assets in Illiquid Investments. The Fund may invest in development stage companies. The Adviser may use options strategies, such as puts and covered calls on individual securities, as well as options on securities indices, to generate income, to reduce portfolio volatility, or to reduce downside risk when the Adviser believes adverse market, political or other conditions are likely. The Adviser may also utilize a combination of puts and/or calls on the same security (sometimes referred to as "straddles," "collars" or "spreads") or utilize puts and calls on related securities.

Eventide uses its values-based screening process to analyze all potential investments for the company's ability to operate with integrity and create value for customers, employees, and other stakeholders by reflecting the values described below. Eventide's ethical values are inspired by the Christian faith and rooted in a biblical worldview. While few companies may reach these ideals in every area of their business, these principles articulate the Adviser's highest expectations for the companies in which the Fund invests. The Adviser uses its values-based screening processes in connection with other fundamental research processes to establish the Fund's eligible investment universe. Securities are generally ineligible within the Fund's portfolio unless the Adviser believes that the values-based screens are met. The Adviser's screening process for potential investments does not apply relative weights between values-based factors and financial factors. There is no guarantee that the Adviser will be able to successfully screen out all companies that are inconsistent with the following principles which help to guide the Adviser's research and investment framework. Specifically, the Adviser seeks to invest in companies that reflect the following values:

- Respecting the value and freedom of all people: this includes the right to life at all stages and freedom from addictive behaviors caused by gambling, pornography, tobacco, and alcohol.
- Demonstrating a concern for justice and peace: this includes fair and ethical relationships with customers, suppliers, and business partners and avoiding products and services that promote weapons production and proliferation.
- Promoting family and community: this includes protecting children from violent forms of entertainment and serving low-income communities.

- Exhibiting responsible management practices: this includes fair dealing with employees, communities, competitors, suppliers, and customers as demonstrated by a company's record regarding litigation, regulatory actions against the company, and its record of providing products and services that improve the lives of people.
- Practicing environmental stewardship: this includes practices considered more sustainable than those of industry peers, reduction in environmental impact when compared to previous periods, and/or the use of more efficient and cleaner energy sources.

Consistent with the Adviser's values, the Fund may invest in securities that fund community development institutions and serve needs such as those of low-to-moderate income families and communities.

Securities may be sold when the Adviser believes that they no longer represent relatively attractive investment opportunities or when the Adviser believes the underlying company is no longer consistent with the Adviser's values.

Principal Risks of Investing in the Fund

As with any mutual fund, there is no guarantee that the Fund will achieve its objective. Investment markets are unpredictable and there will be certain market conditions where the Fund will not meet its investment objective and will lose money. The Fund's net asset value and returns will vary and you could lose money on your investment in the Fund and those losses could be significant.

The following summarizes the principal risks of investing in the Fund. These risks could adversely affect the net asset value, total return and the value of the Fund and your investment.

ADRs Risk. ADRs, which are typically issued by a bank, are certificates that evidence ownership of shares of a foreign company and are alternatives to purchasing foreign securities directly in their national markets and currencies. ADRs are subject to the same risks as direct investment in foreign companies and involve risks that are not found in investments in U.S. companies. Although an ADR is priced in the U.S. dollar, movements in the exchange rate of the local currency versus the U.S. dollar are automatically reflected in the price of the ADR in U.S. dollars. Therefore, even if the price of the foreign security does not change on its market, if the exchange rate of the local currency relative to the U.S. Dollar declines, the ADR price would decline by a similar measure.

Development Stage Company Risk. The Fund may invest a substantial portion of the portfolio in development stage companies that are not generating meaningful revenue.

Equity Security Risk. Common and preferred stocks are susceptible to general stock market fluctuations and to volatile increases and decreases in value as market confidence in and perceptions of their issuers change. Warrants and rights may expire worthless if the price of a common stock is below the conversion price of the warrant or right. Convertible bonds may decline in value if the price of a common stock falls below the conversion price. Investor perceptions are based on various and unpredictable factors, including expectations regarding government, economic, monetary and fiscal policies; inflation and interest rates; economic expansion or contraction and global or regional political, economic and banking crises.

Ethical Investment Risk. The Fund's ethical values screening criteria could cause it to underperform similar funds that do not have such screening criteria. This could be due to ethically acceptable companies falling out of favor with investors or failing to perform as well as companies that do not meet the Fund's ethical screening guidelines.

To supplement its efforts in ethical investing, the Adviser is specifically engaged in the promotion of sensible corporate strategy and pricing in the healthcare industry. The Adviser believes these activities will help promote ethical and effective corporate governance and long term strategy for healthcare companies, and potentially create a positive effect on the healthcare industry and its users, and ultimately for investors. There is no guarantee the Adviser's activities will achieve their intended results. There is a risk that the Adviser's activities in this regard could limit the Fund's investment universe and reduce the amount of profits that could be realized by affected companies, limiting the Fund's investment returns. Furthermore, the US government or any agency thereof, may enact rules or legislation that, directly or indirectly, materially impacts the Adviser's activities in this regard, or materially affects the value of the healthcare companies.

Foreign Securities Risk. Since the Fund's investments may include ADRs and foreign securities, the Fund is subject to risks beyond those associated with investing in domestic securities. The value of foreign securities is subject to currency fluctuations. Foreign companies are generally not subject to the same regulatory requirements of U.S. companies thereby resulting in less publicly available information about these companies. In addition, foreign investing involves other risks not typically associated with U.S. investments, including adverse political, social and economic developments, less liquidity, greater volatility, less developed or less efficient trading markets, political instability and differing accounting, auditing, financial reporting and legal standards.

Growth Stock Risk. "Growth" stocks can react differently to issuer, political, market, and economic developments than the market as a whole and other types of stocks. "Growth" stocks also tend to be more expensive relative to their earnings or assets compared to other types of stocks. As a result, "growth" stocks tend to be sensitive to changes in their earnings and more volatile in price than the stock market as a whole. In addition, companies that the Adviser believes have significant growth potential are often companies with new, limited or cyclical product lines, markets or financial resources and the management of such companies may be dependent upon one or a few key people. The stocks of such companies can therefore be subject to more abrupt or erratic market movements than stocks of larger, more established companies or the stock market in general.

Healthcare & Life Sciences Sector Risk. Companies in the healthcare and life sciences sectors may be heavily dependent on clinical trials with uncertain outcomes and decisions made by the governments and regulatory authorities. Further, these companies are dependent on patent protection, and the expiration of patents may adversely affect the profitability of the companies. Additionally, the profitability of some healthcare and life sciences companies may be dependent on a relatively limited number of products, and their products can become obsolete due to sector innovation, changes in technologies or other market developments.

Industrial Sector Risk. Industrial companies are affected by supply and demand both for their specific product or service and for industrial sector products in general. Government regulation, world events, exchange rates and economic conditions, technological developments and liabilities for environmental damage and general civil liabilities will likewise affect the performance of these companies.

Large Capitalization Company Risk. Large capitalization companies may be less able than smaller capitalization companies to adapt to changing market conditions. Large capitalization companies may be more mature and subject to more limited growth potential compared with smaller capitalization companies. During different market cycles, the performance of large capitalization companies has trailed the overall performance of the broader securities markets.

Liquidity Risk. Some investments held by the Fund may be difficult to sell, or illiquid, particularly during times of market turmoil. Illiquid investments may also lack a readily observable or market-corroborated price and be difficult to value. If the Fund is forced to sell an illiquid asset to meet redemption requests or other cash needs, the Fund may be forced to sell at an unexpected loss.

Management Risk. The portfolio managers' judgments about the attractiveness, value and potential appreciation of particular securities in which the Fund invests may prove to be incorrect and there is no guarantee that the portfolio manager's judgments will produce the desired results.

Market Risk. Overall stock or bond market volatility may also affect the value of the Fund. Factors such as domestic and/or foreign economic growth and market conditions, interest rate levels and political events and terrorism affect the securities markets.

Medium (Mid) Capitalization Company Risk. To the extent the Fund invests in the stocks of mid-sized companies, the Fund may be subject to additional risks. The earnings and prospects of these companies are more volatile than larger companies. These companies may experience higher failure rates than larger companies. Mid-sized companies normally have a lower trading volume than larger companies, which may tend to make their market price fall more disproportionately than larger companies in response to selling pressures. Mid-sized companies may also have limited markets, product lines or financial resources and may lack management experience.

Options Market Risk. Markets for options and options on futures may not always operate on a fair and orderly basis. At times, prices for options and options on futures may not represent fair market value and prices may be subject to manipulation, which may be extreme under some circumstances. The dysfunction and manipulation of volatility and options markets may make it difficult for the Fund to effectively implement its investment strategy and achieve its objectives and could potentially lead to significant losses.

Options Risk. As the seller (writer) of a covered call option, the Fund assumes the risk of a decline in the market price of the underlying security below the purchase price of the underlying security less the premium received and gives up the opportunity for gain on the underlying security above the exercise option price. As the buyer of a put or call option, the Fund risks losing the entire premium invested in the option if the Fund does not exercise the option. As the seller (writer) of a put option, the Fund will lose money if the value of the security falls below the strike price. The use of derivative instruments, such as options, involves risks different from, or possibly greater than, the risks associated with investing directly in securities and other traditional investments, including the risk that the counterparty to an options transaction may not fulfill its contractual obligations.

Security Risk. The value of the Fund may decrease in response to the activities and financial prospects of an individual security in the Fund's portfolio. There can be no guarantee the securities held by the Fund will appreciate in value.

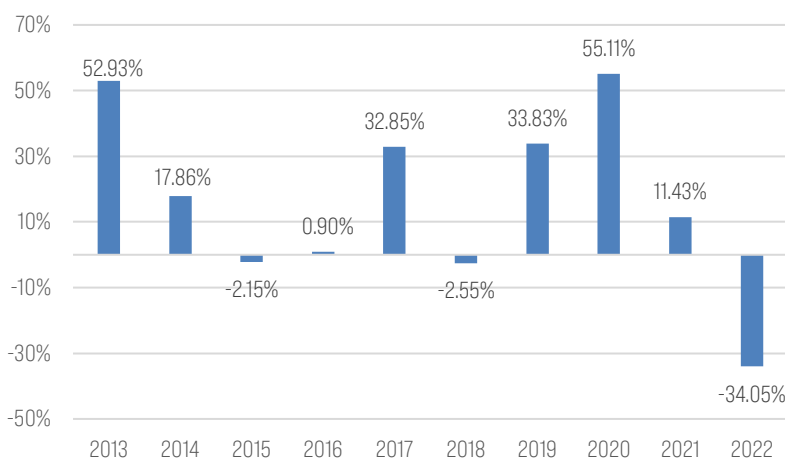
Smaller Capitalization Company Risk. Smaller-sized companies may experience higher failure rates than larger companies and normally have a lower trading volume than larger companies, which may tend to make their market price fall more disproportionately than larger companies in response to selling pressures and companies may have limited markets, product lines or financial resources and lack management experience.

Stock Value Risk. Stocks involve the risk that they may never reach what the Adviser believes is their full market value, either because the market fails to recognize the stock's intrinsic worth, or the Adviser misgauged that worth. Stocks also may decline in price, even though, in theory, they are already undervalued. Investments in private companies that lack readily observable or market-corroborated prices generally increase stock valuation risk because they are more difficult to value. Many private companies are not required to file periodic financial reports, leading to challenges in the Adviser's ability to evaluate a company's business prospects and the fair value of its securities. The fair valued prices assigned to the Fund's investments in private companies are based on a variety of factors, reviewed regularly, and updated as additional information becomes available. However, fair value pricing includes subjective judgments, and it is possible that the fair value assigned to a security may differ materially from the value the Fund would realize if the security were sold.

Technology Sector Risk. Technology companies face intense competition, both domestically and internationally, which may have an adverse effect on profit margins. Technology companies may have limited product lines, markets, financial resources or personnel. The products of technology companies may face obsolescence due to rapid technological developments and frequent new product introduction, unpredictable changes in growth rates and competition for the services of qualified personnel. Companies in the technology sector are heavily dependent on patent and intellectual property rights. The loss or impairment of these rights may adversely affect the profitability of these companies.

Performance

The bar chart and accompanying table shown below provide an indication of the risks of investing in the Fund. The bar chart shows the performance of the Fund's Class N shares for each of the last ten full calendar years. Although Class A, C, and I shares have similar annual returns to Class N shares because the classes are invested in the same portfolio of securities, the returns for Class A, C, and I shares are different from Class N shares because Class A, C, and I shares have different expenses than Class N shares. The performance table shows how the average returns of the Class A, C, I and N shares compare over time with those of a broad-based market index and a supplemental index. How the Fund has performed in the past (before and after taxes) is not necessarily an indication of how it will perform in the future. Updated performance information is available at no cost by calling 1-877-771-3836 and on the Fund's website at www.eventidefunds.com.

Eventide Gilead Class N Annual Total Returns for the Years Ended December 31

During the period shown in the bar chart, for the Class N shares, the highest return for a quarter was 41.62% (quarter ended June 30, 2020), and the lowest return for a quarter was (20.09)% (quarter ended June 30, 2022). The Fund's Class N year-to-date return as of September 30, 2023 was 9.87%.

Average Annual Total Returns (periods ended December 31, 2022)

	1 Year	5 Years	10 Years
<i>Class N Shares</i>			
Return Before Taxes	(34.05)%	8.25%	13.39%
Return After Taxes on Distributions	(34.85)%	7.19%	12.78%
Return After Taxes on Distributions and Sale of Fund Shares	(19.56)%	6.55%	11.30%
<i>Class A Shares</i>			
Return Before Taxes	(37.87)%	6.94%	12.68%
<i>Class C Shares</i>			
Return Before Taxes	(35.19)%	7.39%	12.48%
<i>Class I Shares</i>			
Return Before Taxes	(33.92)%	8.47%	13.62%
Russell Midcap Growth Index (reflects no deduction for fees, expenses or taxes) ¹	(26.72)%	7.64%	11.41%
S&P 500 Total Return Index (reflects no deduction for fees, expenses or taxes) ¹	(18.11)%	9.42%	12.56%

1. The Fund has changed its primary benchmark from the S&P 500 Total Return Index to the Russell Midcap Growth Index because the Russell Midcap Growth Index better represents the Fund's investment strategy.

After-tax returns are calculated using the highest historical individual federal marginal income tax rate and do not reflect the impact of state and local taxes. Actual after-tax returns depend on a shareholder's tax situation and may differ from those shown. After-tax returns are not relevant for shareholders who hold Fund shares in tax-deferred accounts or to shares held by non-taxable entities. After-tax returns are only shown for Class N shares. After-tax returns for other share classes, which are not shown, will vary from those of Class N shares.

Adviser. Eventide Asset Management, LLC is the Fund's investment adviser.

Portfolio Managers. Dr. Finny Kuruvilla, Co-Chief Investment Officer and Senior Portfolio Manager of the Adviser, and Mr. Anant Goel, Portfolio Manager and Senior Research Analyst of the Adviser, serve as Portfolio Managers of the Fund. Dr. Kuruvilla is the Lead Portfolio Manager of the Fund. Dr. Kuruvilla has served the Fund in

this capacity since the Fund commenced operations in 2008. Mr. Goel has served the Fund in this capacity since January 2022.

Purchase and Sale of Fund Shares. The minimum initial investment in the Class A, Class C and Class N Shares of the Fund, as well as Class I shares purchased directly from the Fund, is \$1,000 for a regular account and for an IRA account, or \$100 for an automatic investment plan account. The minimum initial investment in Class I shares purchased through a financial intermediary is \$100,000 for all accounts. The minimum subsequent investment for each class of shares is \$50 for all accounts. You may purchase and redeem shares of the Fund on any day that the New York Stock Exchange is open. Redemption requests may be made in writing, online, by telephone or through a financial intermediary to the Fund or the Fund's transfer agent and will be paid by check or wire transfer.

Tax Information. Dividends and capital gain distributions you receive from the Fund, whether you reinvest your distributions in additional Fund shares or receive them in cash, are taxable to you at either ordinary income or capital gains tax rates unless you are investing through a tax-deferred plan. If you are investing in a tax-deferred plan, distributions may be taxable upon withdrawal from the plan.

Payments to Broker-Dealers and Other Financial Intermediaries. If you purchase the Fund through a broker-dealer or other financial intermediary (such as a bank), the Fund and its related companies may pay the intermediary for the sale of Fund shares and related services. These payments may create a conflict of interest by influencing the broker-dealer or other intermediary and your salesperson to recommend the Fund over another investment. Ask your salesperson or visit your financial intermediary's website for more information.

Eventide Healthcare & Life Sciences Fund Fund Summary

Investment Objective. The Eventide Healthcare & Life Sciences Fund (the “Healthcare & Life Sciences Fund” or the “Fund”) seeks to achieve long-term capital appreciation.

Fees and Expenses of the Fund. The tables describe the fees and expenses that you may pay if you buy, hold, and sell shares of the Fund. **You may pay other fees, such as brokerage commissions and other fees to financial intermediaries, which are not reflected in the table and Example below.** You may qualify for sales charge discounts on purchases of Class A shares if you and your family invest, or agree to invest in the future, at least \$50,000 in the Fund. More information about these and other discounts is available from your financial professional and is included in the section of the Fund’s prospectus entitled **How to Buy Shares** on page 121 and **Appendix A – Intermediary-Specific Sales Charge Reductions and Waivers**, and in the sections of the Fund’s Statement of Additional Information entitled **Reduction of Up-Front Sales Charge on Class A Shares** on page 69, and **Waivers of Up-Front Sales Charge on Class A Shares** on page 70.

Shareholder Fees

<i>Fees paid directly from your investment</i>	<i>Class A</i>	<i>Class C</i>	<i>Class N</i>	<i>Class I</i>
Maximum Sales Charge (Load) Imposed on Purchases (as a % of offering price)	5.75%	None	None	None
Maximum Deferred Sales Charge (Load) (as a % of the lesser of the NAV of the shares redeemed or the original purchase price)	1.00% ¹	1.00% ²	None	None
Maximum Sales Charge (Load) Imposed on Reinvested Dividends and other Distributions	None	None	None	None
Redemption Fee for Shares Redeemed by Wire Transfer	\$15	\$15	\$15	\$15

Annual Fund Operating Expenses

<i>Expenses that you pay each year as a percentage of the value of your investment</i>				
Management Fees	1.10%	1.10%	1.10%	1.10%
Distribution and/or Service (12b-1) Fees	0.25%	1.00%	0.20%	None
Other Expenses	0.20%	0.20%	0.20%	0.20%
Acquired Fund Fees and Expenses ³	0.01%	0.01%	0.01%	0.01%
Total Annual Fund Operating Expenses	1.56%	2.31%	1.51%	1.31%

- The maximum deferred sales charge on Class A shares (as a % of NAV at the time of purchase) applies only to purchases of \$1 million or more made without an initial sales charge and applies to shares sold within 18 months of purchase.*
- The maximum deferred sales charge on Class C shares (as a % of the lesser of NAV of the shares redeemed or the original purchase price) applies to shares sold within 12 months of purchase.*
- Acquired Fund Fees and Expenses are the indirect costs of investing in other investment companies. The total annual fund operating expenses in this fee table will not correlate to the expense ratio in the Fund’s financial highlights because the financial statements include only the direct operating expenses incurred by the Fund, not the indirect costs of investing in other investment companies.*

Example of Hypothetical Fund Costs. This Example is intended to help you compare the cost of investing in the Fund with the cost of investing in other mutual funds. The Example assumes that you invest \$10,000 in the Fund for the time periods indicated and then redeem all of your shares at the end of those periods. The Example also assumes that your investment has a 5% return each year and that the Fund's operating expenses remain the same. Although your actual costs may be higher or lower, based on these assumptions your costs would be:

	<i>1 Year</i>	<i>3 Years</i>	<i>5 Years</i>	<i>10 Years</i>
Class A	\$725	\$1,040	\$1,377	\$2,326
Class C – no redemption	\$234	\$722	\$1,236	\$2,647
Class C – with redemption	\$334	\$722	\$1,236	\$2,647
Class N	\$154	\$478	\$824	\$1,803
Class I	\$134	\$416	\$719	\$1,580

Portfolio Turnover. The Fund pays transaction costs, such as commissions, when it buys and sells securities (or “turns over” its portfolio). A higher portfolio turnover may indicate higher transaction costs and may result in higher taxes when Fund shares are held in a taxable account. These costs, which are not reflected in annual fund operating expenses or in the Example, affect the Fund's performance. The portfolio turnover rate of the Fund for the fiscal year ended June 30, 2023 was 79% of the average value of its portfolio.

Principal Investment Strategies

Under normal market conditions, the Fund invests at least 80% of its net assets (plus borrowings for investment purposes) in equity and equity-related securities of companies in the healthcare and life sciences sectors, including common stock, options, preferred stock and convertible debt. Healthcare and life sciences companies include those companies that derive or are expected to derive 50% or more of their revenue from healthcare and life science products and services including, but not limited to, biotechnology, pharmaceuticals, diagnostics, life science tools, medical devices, healthcare information technology, healthcare services, synthetic biology, agricultural and environmental management, and pharmaceutical manufacturing products and services. These companies may include private and other companies whose securities may have legal or contractual restrictions on resale or are otherwise illiquid (“Illiquid Investments”). The Fund will not invest more than 15% of the Fund's net assets in these Illiquid Investments. These companies may include development stage companies. The Fund may invest without limitation in securities of companies domiciled outside the United States either directly or through American Depositary Receipts (“ADRs”). The Fund may invest in securities of companies of any market capitalization.

The Fund's investment adviser, Eventide Asset Management, LLC (“Eventide” or the “Adviser”) utilizes a fundamental “bottom-up” analysis to evaluate investments for inclusion in the Fund's portfolio. The Adviser seeks to invest in attractively valued securities that, in its opinion, represent above-average long-term investment opportunities or have significant near-term appreciation potential and that are capable of serving well the needs of customers, employees, suppliers, communities, the environment, and society broadly. The Adviser favors investments that it believes will have relatively low correlation to the overall market. The valuation of these investments may respond dramatically to clinical trial outcomes or regulatory decisions, providing atypical upside or downside volatility.

The Adviser uses options strategies, such as calls, covered calls, and puts on individual securities, as well as options on securities indices, to enhance returns, generate income, to reduce portfolio volatility, or to reduce downside risk when the Adviser believes adverse market, political or other conditions are likely. The Adviser may also utilize a combination of puts and/or calls on the same security (sometimes referred to as “straddles,” “collars” or “spreads”)

or utilize puts and calls on related securities. The Adviser only makes use of these derivative strategies where the derivatives' underlying security is within or related to the sectors in which the Fund normally invests.

The Fund concentrates investments in drug-related industries by investing, under normal circumstances, over 25% of its assets in drug-related industries. This group of industries includes pharmaceutical, biotech and similar companies that primarily develop, produce or distribute drugs, medicines, diagnostic chemicals and biological products used to diagnose, prevent or treat diseases or maintain health.

Eventide uses its values-based screening process to analyze all potential investments for the company's ability to operate with integrity and create value for customers, employees, and other stakeholders by reflecting the values described below. Eventide's ethical values are inspired by the Christian faith and rooted in a biblical worldview. While few companies may reach these ideals in every area of their business, these principles articulate the Adviser's highest expectations for the companies in which the Fund invests. The Adviser uses its values-based screening processes in connection with other fundamental research processes to establish the Fund's eligible investment universe. Securities are generally ineligible for purchase within the Fund's portfolio unless the Adviser believes that the values-based screens are met. The Adviser's screening process for potential investments does not apply relative weights between values-based factors and financial factors. There is no guarantee that the Adviser will be able to successfully screen out all companies that are inconsistent with the following principles which help to guide the Adviser's research and investment framework. Specifically, the Adviser seeks to invest in companies that reflect the following values:

- Respecting the value and freedom of all people: this includes the right to life at all stages and freedom from addictive behaviors caused by gambling, pornography, tobacco, and alcohol.
- Demonstrating a concern for justice and peace: this includes fair and ethical relationships with customers, suppliers, and business partners and avoiding products and services that promote weapons production and proliferation.
- Promoting family and community: this includes protecting children from violent forms of entertainment and serving low-income communities.
- Exhibiting responsible management practices: this includes fair dealing with employees, communities, competitors, suppliers, and customers as demonstrated by a company's record regarding litigation, regulatory actions against the company, and its record of providing products and services that improve the lives of people.
- Practicing environmental stewardship: this includes practices considered more sustainable than those of industry peers, reduction in environmental impact when compared to previous periods, and/or the use of more efficient and cleaner energy sources.

Consistent with the Adviser's values, the Fund may invest in securities that fund community development institutions and serve needs such as those of low-to-moderate income families and communities.

Securities may be sold when the Adviser believes that they no longer represent relatively attractive investment opportunities or when the Adviser believes the underlying company's practices are no longer consistent with the Adviser's values.

Principal Risks of Investing in the Fund

As with any mutual fund, there is no guarantee that the Fund will achieve its objective. Investment markets are unpredictable and there will be certain market conditions where the Fund will not meet its investment objective and will lose money. The Fund's net asset value and returns will vary, and you could lose money on your investment in the Fund and those losses could be significant.

The following summarizes the principal risks of investing in the Fund. These risks could adversely affect the net asset value, total return and the value of the Fund and your investment.

ADRs Risk. ADRs, which are typically issued by a bank, are certificates that evidence ownership of shares of a foreign company and are alternatives to purchasing foreign securities directly in their national markets and currencies. ADRs are subject to the same risks as direct investment in foreign companies and involve risks that are not found in investments in U.S. companies. Although an ADR is priced in the U.S. dollar, movements in the exchange rate of the local currency versus the U.S. dollar are automatically reflected in the price of the ADR in U.S. dollars. Therefore, even if the price of the foreign security does not change on its market, if the exchange rate of the local currency relative to the U.S. Dollar declines, the ADR price would decline by a similar measure.

Development Stage Company Risk. The Fund may invest a substantial portion of the portfolio in development stage companies that are not generating meaningful revenue.

Equity Security Risk. Common and preferred stocks are susceptible to general stock market fluctuations and to volatile increases and decreases in value as market confidence in and perceptions of their issuers change. Warrants and rights may expire worthless if the price of a common stock is below the conversion price of the warrant or right. Convertible bonds may decline in value if the price of a common stock falls below the conversion price. Investor perceptions are based on various and unpredictable factors, including expectations regarding government, economic, monetary and fiscal policies; inflation and interest rates; economic expansion or contraction and global or regional political, economic and banking crises.

Ethical Investment Risk. The Fund's ethical values screening criteria could cause it to underperform similar funds that do not have such screening criteria. This could be due to ethically acceptable companies falling out of favor with investors or failing to perform as well as companies that do not meet the Fund's ethical screening guidelines.

To supplement its efforts in ethical investing, the Adviser is specifically engaged in the promotion of sensible corporate strategy and pricing in the healthcare industry. The Adviser believes these activities will help promote ethical and effective corporate governance and long term strategy for healthcare companies, and potentially create a positive effect on the healthcare industry, and for investors. There is no guarantee the Adviser's activities will achieve their intended results. There is a risk that the Adviser's activities in this regard could limit the Fund's investment universe and reduce the amount of profits that could be realized by affected companies, limiting the Fund's investment returns. Furthermore, the US government or any agency thereof, may enact rules or legislation that, directly or indirectly, materially impacts the Adviser's activities in this regard, or materially affects the value of the healthcare companies.

Foreign Securities Risk. Since the Fund's investments may include ADRs and foreign securities, the Fund is subject to risks beyond those associated with investing in domestic securities. The value of foreign securities is

subject to currency fluctuations. Foreign companies are generally not subject to the same regulatory requirements of U.S. companies thereby resulting in less publicly available information about these companies. In addition, foreign investing involves other risks not typically associated with U.S. investments, including adverse political, social and economic developments, less liquidity, greater volatility, less developed or less efficient trading markets, political instability and differing accounting, auditing, financial reporting and legal standards.

Growth Stock Risk. “Growth” stocks can react differently to issuer, political, market, and economic developments than the market as a whole and other types of stocks. “Growth” stocks also tend to be more expensive relative to their earnings or assets compared to other types of stocks. As a result, “growth” stocks tend to be sensitive to changes in their earnings and more volatile in price than the stock market as a whole. In addition, companies that the Adviser believes have significant growth potential are often companies with new, limited or cyclical product lines, markets or financial resources and the management of such companies may be dependent upon one or a few key people. The stocks of such companies can therefore be subject to more abrupt or erratic market movements than stocks of larger, more established companies or the stock market in general.

Healthcare & Life Sciences Sector Risk. Because the Fund normally invests at least 80% of its assets in the healthcare and life science sectors, the Fund’s performance largely depends—for better or for worse—on the overall condition of these sectors. Companies in the healthcare and life sciences sectors, including drug related companies, may be heavily dependent on clinical trials with uncertain outcomes and decisions made by the governments and regulatory authorities. Further, these companies are dependent on patent protection, and the expiration of patents may adversely affect the profitability of the companies. Additionally, the profitability of some healthcare and life sciences companies may be dependent on a relatively limited number of products, and their products can become obsolete due to sector innovation, changes in technologies or other market developments.

Industry Concentration Risk. The Fund may be susceptible to an increased risk of loss, including losses due to adverse occurrences affecting the Fund more than the market as a whole, because the Fund’s investments are concentrated in the drug-related industries.

Large Capitalization Company Risk. Large capitalization companies may be less able than smaller capitalization companies to adapt to changing market conditions. Large capitalization companies may be more mature and subject to more limited growth potential compared with smaller capitalization companies. During different market cycles, the performance of large capitalization companies has trailed the overall performance of the broader securities markets.

Liquidity Risk. Some investments held by the Fund may be difficult to sell, or illiquid, particularly during times of market turmoil. Illiquid investments may also lack a readily observable or market-corroborated price and be difficult to value. If the Fund is forced to sell an illiquid asset to meet redemption requests or other cash needs, the Fund may be forced to sell at an unexpected loss.

Management Risk. The portfolio managers’ judgments about the attractiveness, value and potential appreciation of particular securities in which the Fund invests may prove to be incorrect and there is no guarantee that the portfolio managers’ judgments will produce the desired results.

Market Risk. Overall stock or bond market volatility may also affect the value of the Fund. Factors such as domestic and/or foreign economic growth and market conditions, interest rate levels, political events and terrorism affect the securities markets.

Medium (Mid) Capitalization Company Risk. To the extent the Fund invests in the stocks of mid-sized companies, the Fund may be subject to additional risks. The earnings and prospects of these companies are more volatile than larger companies. These companies may experience higher failure rates than larger companies. Mid-sized companies normally have a lower trading volume than larger companies, which may tend to make their market price fall more disproportionately than larger companies in response to selling pressures. Mid-sized companies may also have limited markets, product lines or financial resources and may lack management experience.

Options Market Risk. Markets for options and options on futures may not always operate on a fair and orderly basis. At times, prices for options and options on futures may not represent fair market value and prices may be subject to manipulation, which may be extreme under some circumstances. The dysfunction and manipulation of volatility and options markets may make it difficult for the Fund to effectively implement its investment strategy and achieve its objectives and could potentially lead to significant losses.

Options Risk. As the seller (writer) of a covered call option, the Fund assumes the risk of a decline in the market price of the underlying security below the purchase price of the underlying security less the premium received and gives up the opportunity for gain on the underlying security above the exercise option price because the Fund will no longer hold the underlying security. As the buyer of a put or call option, the Fund risks losing the entire premium invested in the option if the Fund does not exercise the option. As the seller (writer) of a put option, the Fund will lose money if the value of the security falls below the strike price. The use of derivative instruments, such as options, involves risks different from, or possibly greater than, the risks associated with investing directly in securities and other traditional investments, including the risk that the counterparty to an options transaction may not fulfill its contractual obligations.

Security Risk. The value of the Fund may decrease in response to the activities and financial prospects of an individual security in the Fund's portfolio. There can be no guarantee the securities held by the Fund will appreciate in value.

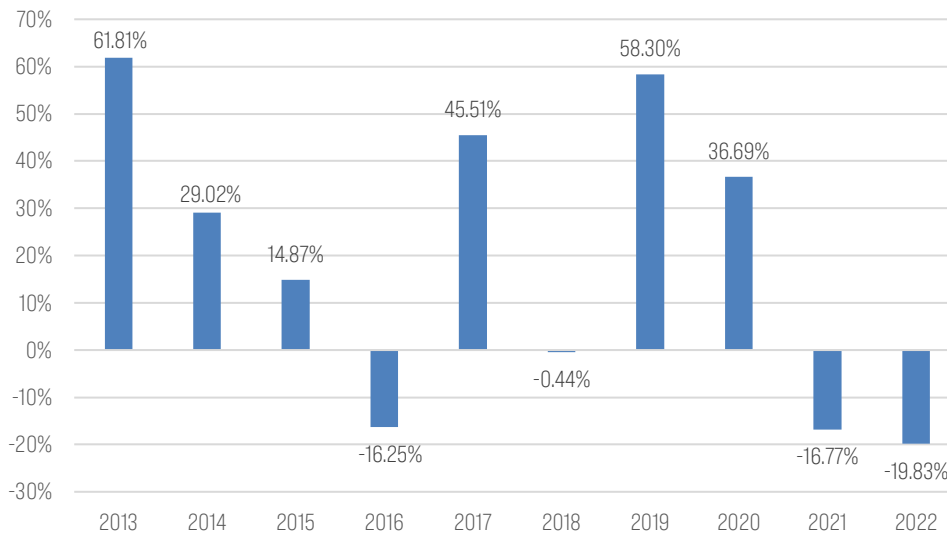
Smaller Capitalization Company Risk. Smaller-sized companies may experience higher failure rates than larger companies and normally have a lower trading volume than larger companies, which may tend to make their market price fall more disproportionately than larger companies in response to selling pressures and companies may have limited markets, product lines or financial resources and lack management experience.

Stock Value Risk. Stocks involve the risk that they may never reach what the Adviser believes is their full market value, either because the market fails to recognize the stock's intrinsic worth, or the Adviser misgauged that worth. Stocks also may decline in price, even though, in theory, they are already undervalued. Investments in private companies that lack readily observable or market-corroborated prices generally increase stock valuation risk because they are more difficult to value. Many private companies are not required to file periodic financial reports, leading to challenges in the Adviser's ability to evaluate a company's business prospects and the fair value of its securities. The fair valued prices assigned to the Fund's investments in private companies are based on a variety of factors, reviewed regularly, and updated as additional information becomes available. However, fair value pricing includes subjective judgments, and it is possible that the fair value assigned to a security may differ materially from the value the Fund would realize if the security were sold.

Performance

The bar chart and accompanying table shown below provide an indication of the risks of investing in the Fund. The bar chart shows the performance of the Fund’s Class A shares for each full calendar year since the Fund’s Class A shares commenced operations. Although Class C, N and I shares have similar annual returns to Class A shares because the classes are invested in the same portfolio of securities, the returns for Class C, N, and I shares are different from Class A shares because Class C, N and I shares have different expenses than Class A shares. The performance table shows how the average annual returns of the Class A, C, I and N shares compare over time with those of a broad-based market index and an index of large U.S. biotechnology companies. How the Fund has performed in the past (before and after taxes) is not necessarily an indication of how it will perform in the future. Updated performance information is available at no cost by calling 1-877-771-3836 and on the Fund’s website at www.eventidefunds.com.

Eventide Healthcare & Life Sciences Class A Annual Total Returns for the Year Ended December 31



Figures do not reflect sales charges. If they did, returns would be lower.

During the period shown in the bar chart, for the Class A shares, the highest return for a quarter was 46.37% (quarter ended December 31, 2019), and the lowest return for a quarter was (24.43)% (quarter ended December 31, 2018). The Fund’s Class A year-to-date return as of September 30, 2023 was (0.28)%.

Average Annual Total Returns (periods ended December 31, 2022)

	1 Year	5 Years	10 Years
<i>Class A Shares</i>			
Return Before Taxes	(24.44)%	6.26%	14.75%
Return After Taxes on Distributions	(24.44)%	4.88%	13.93%
Return After Taxes on Distributions and Sale of Fund Shares	(14.47)%	4.73%	12.40%
<i>Class C Shares</i>			
Return Before Taxes	(21.21)%	6.73%	14.58%
<i>Class N Shares</i>			
Return Before Taxes	(19.77)%	7.59%	15.51%
<i>Class I Shares</i>			
Return Before Taxes	(19.62)%	7.80%	15.73%
S&P Biotechnology Select Industry Index (reflects no deduction for fees, expenses or taxes) ¹	(25.62)%	(0.27)%	11.14%
S&P 500 Total Return Index (reflects no deduction for fees, expenses or taxes) ¹	(18.11)%	9.42%	12.56%

1. The Fund has changed its primary benchmark from the S&P 500 Total Return Index to the S&P Biotechnology Select Industry Index because the S&P Biotechnology Select Industry Index better represents the Fund's investment strategy.

After-tax returns are calculated using the highest historical individual federal marginal income tax rate and do not reflect the impact of state and local taxes. Actual after-tax returns depend on a shareholder's tax situation and may differ from those shown. After-tax returns are not relevant for shareholders who hold Fund shares in tax-deferred accounts or to shares held by non-taxable entities. After-tax returns are only shown for Class A shares. After-tax returns for other share classes, which are not shown, will vary from those of Class A shares.

Adviser. Eventide Asset Management, LLC is the Fund's investment adviser.

Portfolio Manager. Dr. Finny Kuruvilla, Co-Chief Investment Officer and Senior Portfolio Manager of the Adviser, and Dr. Kyle Rasbach, Portfolio Manager and Senior Research Analyst of the Adviser, serve as the Portfolio Managers of the Fund and are primarily responsible for the day to day management of the Fund's portfolio. Dr. Kuruvilla is the Lead Portfolio Manager of the Fund. Dr. Kuruvilla has served as a Portfolio Manager since the Fund commenced operations in 2012. Dr. Rasbach has served the Fund as a Portfolio Manager since October 2023.

Purchase and Sale of Fund Shares. The minimum initial investment in the Class A, Class C and Class N Shares of the Fund, as well as Class I shares purchased directly from the Fund, is \$1,000 for a regular account and for an IRA account, or \$100 for an automatic investment plan account. The minimum initial investment in Class I shares purchased through a financial intermediary is \$100,000 for all accounts. The minimum subsequent investment for each class of shares is \$50 for all accounts. You may purchase and redeem shares of the Fund on any day that the New York Stock Exchange is open. Redemptions requests may be made in writing, online, by telephone or through a financial intermediary to the Fund or the Fund's transfer agent and will be paid by check or wire transfer.

Tax Information. Dividends and capital gain distributions you receive from the Fund, whether you reinvest your distributions in additional Fund shares or receive them in cash, are taxable to you at either ordinary income or capital gains tax rates unless you are investing through a tax-deferred plan. If you are investing in a tax-deferred plan, distributions may be taxable upon withdrawal from the plan.

Payments to Broker-Dealers and Other Financial Intermediaries. If you purchase the Fund through a broker-dealer or other financial intermediary (such as a bank), the Fund and its related companies may pay the intermediary for the sale of Fund shares and related services. These payments may create a conflict of interest by influencing the broker-dealer or other intermediary and your salesperson to recommend the Fund over another investment. Ask your salesperson or visit your financial intermediary's website for more information.

Eventide Balanced Fund

(formerly, Eventide Multi-Asset Income Fund)

Fund Summary

Investment Objective. The Eventide Balanced Fund (the “Balanced Fund” or the “Fund”) seeks current income while maintaining the potential for capital appreciation.

Fees and Expenses of the Fund. The tables describe the fees and expenses that you may pay if you buy, hold, and sell shares of the Fund. **You may pay other fees, such as brokerage commissions and other fees to financial intermediaries, which are not reflected in the table and Example below.** You may qualify for sales charge discounts on purchases of Class A shares if you and your family invest, or agree to invest in the future, at least \$50,000 in the Fund. More information about these and other discounts is available from your financial professional and is included in the section of the Fund’s prospectus entitled **How to Buy Shares** on page 121 and **Appendix A – Intermediary-Specific Sales Charge Reductions and Waivers**, and in the sections of the Fund’s Statement of Additional Information entitled **Reduction of Up-Front Sales Charge on Class A Shares** on page 69, and **Waivers of Up-Front Sales Charge on Class A Shares** on page 70.

Shareholder Fees

<i>Fees paid directly from your investment</i>	<i>Class A</i>	<i>Class C</i>	<i>Class N</i>	<i>Class I</i>
Maximum Sales Charge				
(Load) Imposed on Purchases (as a % of offering price)	5.75%	None	None	None
Maximum Deferred Sales Charge (Load) (as a % of the lesser of the NAV of the shares redeemed or the original purchase price)	1.00% ¹	1.00% ²	None	None
Maximum Sales Charge (Load) Imposed on Reinvested Dividends and other Distributions	None	None	None	None
Redemption Fee for Shares Redeemed by Wire Transfer	\$15	\$15	\$15	\$15

Annual Fund Operating Expenses

<i>Expenses that you pay each year as a percentage of the value of your investment</i>				
Management Fees	0.60%	0.60%	0.60%	0.60%
Distribution and/or Service (12b-1) Fees	0.25%	1.00%	0.20%	None
Other Expenses	0.30%	0.30%	0.30%	0.30%
Total Annual Fund Operating Expenses	1.15%	1.90%	1.10%	0.90%
Fee Waiver and/or Expense Reimbursement ³	(0.08)%	(0.08)%	(0.08)%	(0.08)%
Total Annual Fund Operating Expenses After Fee Waiver and/or Expense Reimbursement ³	1.07%	1.82%	1.02%	0.82%

1. The maximum deferred sales charge on Class A shares (as a % of NAV at the time of purchase) applies only to purchases of \$1 million or more made without an initial sales charge and applies to shares sold within 18 months of purchase.
2. The maximum deferred sales charge on Class C shares (as a % of the lesser of NAV of the shares redeemed or the original purchase price) applies to shares sold within 12 months of purchase.
3. The Fund’s adviser has contractually agreed to waive fees and/or reimburse expenses of the Fund to the extent necessary to limit operating expenses (excluding front-end or contingent deferred loads, taxes, leverage interest, brokerage commissions, expenses incurred in connection with any merger or reorganization, dividend expense on securities sold short, underlying fund fees and expenses or extraordinary expenses such as litigation) at 1.07%, 1.82%, 1.02% and 0.82% for Class A shares, Class C shares, Class N shares and Class I shares, respectively, through October 31, 2024. This agreement may only be terminated by the Board of Trustees on 60 days’ written notice to the adviser and upon the termination of the advisory agreement between the Trust and the adviser. Fee waivers and expense reimbursements are subject to possible recoupment by the adviser from the Fund in future years on a rolling three-year basis (within the three years after the fees have been waived or reimbursed) if, after the recoupment is taken into account, such recoupment can be achieved within the lesser of the expense limitation in place at the time of waiver/reimbursement and the expense limitation in place at the time of recapture.

Example of Hypothetical Fund Costs. This Example is intended to help you compare the cost of investing in the Fund with the cost of investing in other mutual funds. The Example assumes that you invest \$10,000 in the Fund

for the time periods indicated and then hold or redeem all of your shares at the end of those periods. The Example only accounts for the Fund's expense limitation through its expiration period, October 31, 2024, and then depicts the Fund's total annual expenses thereafter. The Example also assumes that your investment has a 5% return each year and that the Fund's operating expenses remain the same. Although your actual costs may be higher or lower, based on these assumptions your costs would be:

	<i>1 Year</i>	<i>3 Years</i>	<i>5 Years</i>	<i>10 Years</i>
Class A	\$678	\$912	\$1,165	\$1,888
Class C – no redemption	\$185	\$590	\$1,020	\$2,218
Class C – with redemption	\$285	\$590	\$1,020	\$2,218
Class N	\$104	\$342	\$600	\$1,335
Class I	\$84	\$280	\$492	\$1,103

Portfolio Turnover. The Fund pays transaction costs, such as commissions, when it buys and sells securities (or “turns over” its portfolio). A higher portfolio turnover may indicate higher transaction costs and may result in higher taxes when Fund shares are held in a taxable account. These costs, which are not reflected in annual fund operating expenses or in the Example, affect the Fund's performance. The portfolio turnover rate of the Fund for the fiscal year ended June 30, 2023 was 48% of the average value of its portfolio.

Principal Investment Strategies

The Fund has significant flexibility to achieve its investment objective by primarily investing in a broad universe of income-producing securities. These securities include debt and equity securities of companies in the U.S. and other markets around the world. The Fund's investments in foreign securities may be made without limitation, directly or through American Depository Receipts (“ADRs”).

The Fund uses a balanced strategy allocating approximately equally between equity income and fixed income with a bottom-up quality investing and secular theme focus seeking to achieve consistent returns and lower volatility than the markets. There is no guarantee that the Fund will achieve this goal. The Fund's balanced strategy means that equity investments do not typically represent more than 50% of the Fund's portfolio. The Fund's balanced strategy also means that the Fund invests at least 25% of its assets in equity securities and at least 25% of its assets in fixed income securities. The Fund is focused on identifying and investing in companies capable of increasing profitability, growth, and income distribution by serving well the needs of customers, employees, suppliers, communities, the environment, and society broadly. The Fund has broad discretion to invest in securities in the pursuit of the Fund's objectives. These securities may include but are not limited to common stocks, yieldcos (dividend growth-oriented public companies created by a parent company, which bundles renewable and/or conventional long-term contracted operating assets in order to generate cash flow), real estate investment trusts (“REITs”), master limited partnerships (“MLPs”), preferred stocks, corporate bonds, government agency bonds, municipal bonds, mortgage-backed securities, asset-backed securities (including auto loans and leases, equipment loans and leases, and credit cards); convertible securities and options. The Fund may invest in a particular type of security without limitation but limits its investment in a particular industry and in MLPs to less than 25% of the Fund's net assets. The Fund may invest in companies of any market capitalization. The Fund may invest in bonds of any maturity and, under normal market conditions, the bonds held in the Fund's portfolio have an average duration of between two and eight years. The Fund may invest in bonds of any credit quality, including, without limitation, non-investment grade bonds rated below Baa3 by Moody's or below BBB- by S&P (also known as “junk” bonds). The Fund may invest up to 15% of its net assets in companies whose securities may have legal or contractual restrictions on resale or are otherwise illiquid.

The Fund's investment adviser, Eventide Asset Management, LLC ("Eventide" or the "Adviser"), utilizes a fundamental "bottom-up" analysis to evaluate investments for inclusion in the Fund's portfolio. The Adviser seeks to invest in attractively valued securities that, in its opinion, represent above-average long-term investment opportunities or have significant near-term appreciation potential. The Adviser favors investments that it believes will have relatively low correlation or volatility to the overall market. The Adviser seeks to invest in securities that, in its opinion, are attractively valued, provide attractive current income, provide income appreciation potential, provide capital appreciation potential, and/or help to reduce overall portfolio volatility.

The Adviser may use options, such as puts or calls on individual securities, as well as options on securities indices, to enhance returns, generate income, to reduce portfolio volatility, or to reduce downside risk when the Adviser believes prudent. To enhance income, the Adviser has the ability to sell call options on stocks held in the portfolio (covered call writing). In exchange for the option premium received, the Fund gives up potential upside in the underlying stock. The Adviser also has the ability to write put options on stocks deemed to be attractive purchases at lower price levels. The Adviser may also utilize a combination of puts and/or calls regarding the same security (sometimes referred to as "straddles," "collars" or "spreads") or utilize puts and calls on related securities.

The Adviser has retained Boyd Watterson Asset Management, LLC (the "Sub-Adviser") to manage some of the Fund's assets allocated for investment in the fixed income portion of the Fund's portfolio. In selecting securities for investment by the Fund, the Sub-Adviser employs a top-down approach to determine how to structure the bond allocation taking into consideration duration, maturity, and sector allocation. The Sub-Adviser then initiates a process of security analysis based on several factors including, but not limited to, economic trends, industry assessments and issuer specific credit fundamentals.

Eventide uses its values-based screening process to analyze all potential investments for the company's ability to operate with integrity and create value for customers, employees, and other stakeholders by reflecting the values described below. Eventide's ethical values are inspired by the Christian faith and rooted in a biblical worldview. While few companies may reach these ideals in every area of their business, these principles articulate the Adviser's highest expectations for the companies in which the Fund invests. The Adviser uses its values-based screening processes in connection with other fundamental research processes to establish the Fund's eligible investment universe. Securities are generally ineligible for purchase within the Fund's portfolio unless the Adviser believes that the values-based screens are met. The Adviser's screening process for potential investments does not apply relative weights between values-based factors and financial factors. There is no guarantee that the Adviser will be able to successfully screen out all companies that are inconsistent with the following principles which help to guide the Adviser's research and investment framework. Specifically, the Adviser seeks to invest in companies that reflect the following values:

- Respecting the value and freedom of all people: this includes the right to life at all stages and freedom from addictive behaviors caused by gambling, pornography, tobacco, and alcohol.
- Demonstrating a concern for justice and peace: this includes fair and ethical relationships with customers, suppliers, and business partners and avoiding products and services that promote weapons production and proliferation.
- Promoting family and community: this includes protecting children from violent forms of entertainment and serving low-income communities.
- Exhibiting responsible management practices: this includes fair dealing with employees, communities, competitors, suppliers, and customers as demonstrated by a company's record regarding litigation,

regulatory actions against the company, and its record of providing products and services that improve the lives of people.

- Practicing environmental stewardship: this includes practices considered more sustainable than those of industry peers, reduction in environmental impact when compared to previous periods, and/or the use of more efficient and cleaner energy sources.

Consistent with the Adviser's values, the Fund may invest in securities that fund community development institutions and serve needs such as those of low-to-moderate income families and communities.

Securities may be sold when the Adviser or Sub-Adviser believes that they no longer represent relatively attractive investment opportunities or when the Adviser believes the underlying company is no longer consistent with the Adviser's values.

Distribution Policy. The Fund's distribution policy is to make approximately twelve distributions to shareholders per calendar year. The frequency of distributions is based on the availability of distributable income and the investment needs of the Fund. The level of periodic distributions (including any return of capital) is not fixed and is not designed to generate, and is not expected to result in, distributions that equal a fixed percentage of the Fund's current net asset value per share. Shareholders receiving periodic payments from the Fund may be under the impression that they are receiving net profits. However, all or a portion of a distribution may consist of a return of capital. Shareholders should not assume that the Fund's distribution rate or the source of a distribution from the Fund is net profit. For more information about the Fund's distribution policy, please turn to "Additional Information About Each Fund's Principal Investment Strategies and Related Risks – Principal Investment Strategies - Distribution Policy and Goals."

Principal Risks of Investing in the Fund

As with any mutual fund, there is no guarantee that the Fund will achieve its objective. Investment markets are unpredictable and there will be certain market conditions where the Fund will not meet its investment objective and will lose money. The Fund's net asset value and returns will vary and you could lose money on your investment in the Fund and those losses could be significant.

The following summarizes the principal risks of investing in the Fund. These risks could adversely affect the net asset value, total return and the value of the Fund and your investment.

ADRs Risk. ADRs, which are typically issued by a bank, are certificates that evidence ownership of shares of a foreign company and are alternatives to purchasing foreign securities directly in their national markets and currencies. ADRs are subject to the same risks as direct investment in foreign companies and involve risks that are not found in investments in U.S. companies. Although an ADR is priced in the U.S. dollar, movements in the exchange rate of the local currency versus the U.S. dollar are automatically reflected in the price of the ADR in U.S. dollars. Therefore, even if the price of the foreign security does not change on its market, if the exchange rate of the local currency relative to the U.S. Dollar declines, the ADR price would decline by a similar measure.

Allocation Risk. If the Fund's strategy for allocating assets among different assets classes does not work as intended, the Fund may not achieve its objective or may underperform other funds with the same or similar investment strategy.

Asset-Backed and Mortgage-Backed Security Risk. When the Fund invests in asset-backed securities, mortgage-backed securities or collateralized mortgage obligations, the Fund is subject to the risk that, if the issuer fails to pay interest or repay principal, the assets backing these securities may not be sufficient to support payments on the securities.

Mortgage-backed securities represent participating interests in pools of residential mortgage loans, some of which are guaranteed by the U.S. government, its agencies or instrumentalities. However, the guarantee of these types of securities relates to the principal and interest payments and not the market value of such securities. In addition, the guarantee only relates to the mortgage-backed securities held by a Fund and not the purchase of shares of the Fund. Mortgage-backed securities do not have a fixed maturity and their expected maturities may vary when interest rates rise or fall.

Mortgage-backed securities issued or guaranteed by private issuers are also known as “non-agency MBS.” Non-agency MBS generally are a greater credit risk than MBS issued by the U.S. government, and the market for non-agency MBS is smaller and may be less liquid than the market for government MBS.

Changing Fixed Income Market Conditions Risk. Future interest rate increases could cause the value of any Fund that invests in fixed income securities to decrease. Federal Reserve policy changes may expose fixed-income and related markets to heightened volatility and may reduce liquidity for certain Fund investments, which could cause the value of the Fund’s investments and share price to decline. To the extent the Fund experiences high redemptions because of these policy changes, the Fund may experience increased portfolio turnover, which will increase the costs the Fund incurs and may lower its performance. Furthermore, if rising interest rates cause the Fund to lose enough value, the Fund could also face increased shareholder redemptions, which could force the Fund to liquidate investments at disadvantageous times or prices, therefore adversely affecting the Fund. In addition, decreases in fixed income dealer market-making capacity may persist in the future, potentially leading to decreased liquidity and increased volatility in the fixed income markets.

Convertible Securities Risk. Convertible securities are hybrid securities that have characteristics of both fixed income and equity securities and are subject to risks associated with both fixed income and equity securities. The market value of convertible securities and other debt securities tends to fall when prevailing interest rates rise. The value of convertible securities also tends to change whenever the market value of the underlying common or preferred stock fluctuates.

Credit Risk. Credit risk is the risk that an issuer of a security will fail to pay principal and interest in a timely manner, reducing the Fund’s total return. The Fund may invest in high-yield, high-risk securities, commonly called “junk bonds,” that are not investment grade and are generally considered speculative because they present a greater risk of loss, including default, than higher quality debt securities.

Distribution Policy Risk. The Fund’s distribution policy is not designed to generate, and is not expected to result in, distributions that equal a fixed percentage of the Fund’s current net asset value per share. Shareholders receiving periodic payments from the Fund may be under the impression that they are receiving net profits. However, all or a portion of a distribution may consist of a return of capital (i.e., from your original investment). Shareholders should not assume that the Fund’s distribution rate or the source of a distribution from the Fund is net profit. Shareholders should note that return of capital will reduce the tax basis of their shares and potentially increase the taxable gain, if any, upon disposition of their shares.

Equity Security Risk. Common and preferred stocks are susceptible to general stock market fluctuations and to volatile increases and decreases in value as market confidence in and perceptions of their issuers change. Warrants and rights may expire worthless if the price of a common stock is below the conversion price of the warrant or right. Convertible bonds may decline in value if the price of a common stock falls below the conversion price. Investor perceptions are based on various and unpredictable factors, including expectations regarding government, economic, monetary and fiscal policies; inflation and interest rates; economic expansion or contraction and global or regional political, economic and banking crises.

Ethical Investment Risk. The Fund's ethical values screening criteria could cause it to underperform similar funds that do not have such screening criteria. This could be due to ethically acceptable companies falling out of favor with investors or failing to perform as well as companies that do not meet the Fund's ethical screening guidelines.

Fixed Income Risk. When the Fund invests in fixed income securities, the value of your investment in the Fund will fluctuate with changes in interest rates. Typically, a rise in interest rates causes a decline in the value of fixed income securities owned by the Fund. In general, the market price of fixed income securities with longer maturities will increase or decrease more in response to changes in interest rates than shorter-term securities. Other risk factors include credit risk (the debtor may default), extension risk (an issuer may exercise its right to repay principal on a fixed rate obligation held by the Fund later than expected), and prepayment risk (the debtor may pay its obligation early, reducing the amount of interest payments). These risks could affect the value of a particular investment by the Fund, possibly causing the Fund's share price and total return to be reduced and fluctuate more than other types of investments.

Foreign Securities Risk. Since the Fund's investments may include ADRs and foreign securities, the Fund is subject to risks beyond those associated with investing in domestic securities. The value of foreign securities is subject to currency fluctuations. Foreign companies are generally not subject to the same regulatory requirements of U.S. companies thereby resulting in less publicly available information about these companies. In addition, foreign investing involves other risks not typically associated with U.S. investments, including adverse political, social and economic developments, less liquidity, greater volatility, less developed or less efficient trading markets, political instability and differing accounting, auditing, financial reporting and legal standards.

Hedging Risk. Hedging is a strategy in which the Fund uses a derivative to offset the risks associated with other Fund holdings. There can be no assurance that the Fund's hedging strategy will reduce risk or that hedging transactions will be either available or cost effective. The Fund is not required to use hedging and may choose not to do so.

Income Risk. Income risk is the risk that the income from the Fund's portfolio will decline because of falling market interest rates. This can result when the Fund invests the proceeds from new share sales, or from matured or called bonds, at market interest rates that are below the portfolio's current earnings rate.

Interest Rate Risk. Changes in short-term market interest rates will directly affect the yield on the shares of a fund whose investments are normally invested in floating rate debt. If short-term market interest rates fall, the yield on the Fund's shares will also fall. Conversely, when short-term market interest rates rise, because of the lag between changes in such short-term rates and the resetting of the floating rates on the floating rate debt in the Fund's portfolio, the impact of rising rates will be delayed to the extent of such lag. Rising interest rates pose a heightened risk to the Fund's longer-term fixed income securities.

Junk Bond Risk. Lower-quality bonds, known as “high yield” or “junk” bonds, present greater risk than bonds of higher quality, including an increased risk of default. An economic downturn or period of rising interest rates could adversely affect the market for these bonds and reduce the Fund’s ability to sell its bonds. The lack of a liquid market for these bonds could decrease the Fund’s share price.

Large Capitalization Company Risk. Large capitalization companies may be less able than smaller capitalization companies to adapt to changing market conditions. Large capitalization companies may be more mature and subject to more limited growth potential compared with smaller capitalization companies. During different market cycles, the performance of large capitalization companies has trailed the overall performance of the broader securities markets.

Liquidity Risk. Some securities held by the Fund may be difficult to sell, or illiquid, particularly during times of market turmoil. Illiquid investments may also lack a readily observable or market-corroborated price and be difficult to value. If the Fund is forced to sell an illiquid asset to meet redemption requests or other cash needs, the Fund may be forced to sell at an unexpected loss.

Management Risk. The portfolio managers’ judgments about the attractiveness, value and potential appreciation of particular stocks or other securities in which the Fund invests may prove to be incorrect and there is no guarantee that the portfolio managers’ judgment will produce the desired results.

Market Risk. Overall stock market risks may also affect the value of the Fund. Factors such as domestic and/or foreign economic growth and market conditions, interest rate levels, political events and terrorism affect the securities markets.

Medium (Mid) Capitalization Company Risk. To the extent the Fund invests in the stocks of mid-sized companies, the Fund may be subject to additional risks. The earnings and prospects of these companies are more volatile than larger companies. These companies may experience higher failure rates than larger companies. Mid-sized companies normally have a lower trading volume than larger companies, which may tend to make their market price fall more disproportionately than larger companies in response to selling pressures. Mid-sized companies may also have limited markets, product lines or financial resources and may lack management experience.

MLP and MLP-Related Securities. Investments in MLPs and MLP-related securities involve risks different from those of investing in common stock including risks related to limited control and limited rights to vote on matters affecting the MLP or MLP-related security, risks related to potential conflicts of interest between an MLP and the MLP’s general partner, cash flow risks, dilution risks (which could occur if the MLP raises capital and then invests it in projects whose return fails to exceed the cost of capital raised) and risks related to the general partner’s limited call right. MLPs and MLP-related securities are generally considered interest-rate sensitive investments. During periods of interest rate volatility, these investments may not provide attractive returns. During periods of rising interest rates, the use of MLPs or MLP-related securities could hinder the overall performance of the Fund.

MLP Tax Risk. MLPs, typically, do not pay U.S. federal income tax at the partnership level. Instead, each partner is allocated a share of the partnership’s income, gains, losses, deductions and expenses. A change in current tax law or in the underlying business mix of a given MLP could result in an MLP being treated as a corporation for U.S. federal income tax purposes, which would result in such MLP being required to pay U.S. federal income tax on its taxable income. The classification of an MLP as a corporation for U.S. federal income tax purposes would have the effect of

reducing the amount of cash available for distribution by the MLP. Thus, if any of the MLPs owned by the Fund were treated as corporations for U.S. federal income tax purposes, it could result in a reduction of the value of your investment in the Fund and lower income, as compared to an MLP that is not taxed as a corporation.

Options Market Risk. Markets for options and options on futures may not always operate on a fair and orderly basis. At times, prices for options and options on futures may not represent fair market value and prices may be subject to manipulation, which may be extreme under some circumstances. The dysfunction and manipulation of volatility and options markets may make it difficult for the Fund to effectively implement its investment strategy and achieve its objectives and could potentially lead to significant losses.

Options Risk. There are risks associated with the sale and purchase of call and put options. As the seller (writer) of a covered call option, the Fund assumes the risk of a decline in the market price of the underlying security below the purchase price of the underlying security less the premium received and gives up the opportunity for gain on the underlying security above the exercise option price because the Fund will no longer hold the underlying security. The use of derivative instruments, such as options, involves risks different from, or possibly greater than, the risks associated with investing directly in securities and other traditional investments, including the risk that the counterparty to an options transaction may not fulfill its contractual obligations.

Preferred Stock Risk. Dividends on preferred stocks are generally payable at the discretion of the issuer's board of directors and Fund shareholders may lose money if dividends are not paid. Preferred stock prices may fall if interest rates rise or the issuer's creditworthiness becomes impaired.

Prepayment Risk. The Fund may invest in debt securities that may be paid off early when the issuer of a debt security can repay the principal prior to a security's maturity. If interest rates are falling, the Fund may have to reinvest the unanticipated proceeds at lower interest rates, resulting in a decline in the Fund's income.

Real Estate and REIT Risk. Investing in REITs involves certain unique risks in addition to those risks associated with investing in the real estate industry in general. Equity REITs may be affected by changes in the value of the underlying property owned by the REITs, while mortgage REITs may be affected by the quality of any credit extended.

Security Risk. The value of the Fund may decrease in response to the activities and financial prospects of an individual security in the Fund's portfolio.

Smaller Capitalization Company Risk. Smaller-sized companies may experience higher failure rates than larger companies and normally have a lower trading volume than larger companies, which may tend to make their market price fall more disproportionately than larger companies in response to selling pressures and companies may have limited markets, product lines or financial resources and lack management experience.

Stock Value Risk. Stocks involve the risk that they may never reach what the Adviser believes is their full market value, either because the market fails to recognize the stock's intrinsic worth, or the Adviser misgauged that worth. Stocks also may decline in price, even though, in theory, they are already undervalued. Investments in private companies that lack readily observable or market-corroborated prices generally increase stock valuation risk because they are more difficult to value. Many private companies are not required to file periodic financial reports, leading to challenges in the Adviser's ability to evaluate a company's business prospects and the fair value of its securities. The fair valued prices assigned to the Fund's investments in private companies are based on a variety of

factors, reviewed regularly, and updated as additional information becomes available. However, fair value pricing includes subjective judgments, and it is possible that the fair value assigned to a security may differ materially from the value the Fund would realize if the security were sold.

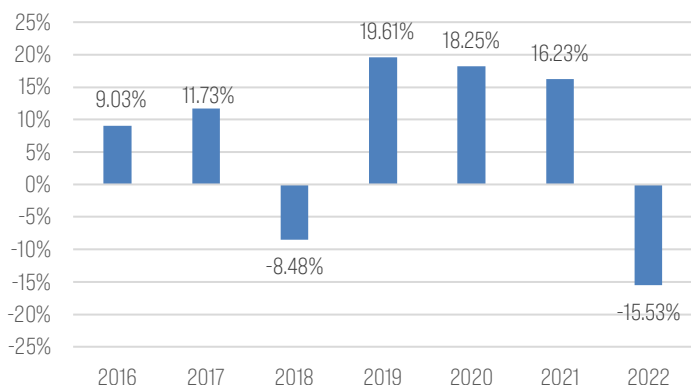
U.S. Agency Securities Risk. The Fund’s investments in securities issued or guaranteed by federal agencies and U.S. government sponsored entities may or may not be backed by the full faith and credit of the U.S. government.

Yieldcos Risk. Investments in securities of yieldcos involve risks that differ from investments in traditional operating companies, including risks related to the relationship between the yieldco and the company responsible for the formation of the yieldco (the “Yieldco Sponsor”). Yieldcos typically remain dependent on the management and administration services provided by or under the direction of the Yieldco Sponsor and on the ability of the Yieldco Sponsor to identify and present the yieldco with acquisition opportunities, which may often be assets of the Yieldco Sponsor itself. To the extent that the yieldco relies on the Yieldco Sponsor for developing new assets for potential future acquisitions, the yieldco may be dependent on the development capabilities and financial health of the Yieldco Sponsor. Yieldco Sponsors may have interests that conflict with the interests of the yieldco and may retain control of the yieldco via classes of stock held by the Yieldco Sponsor. Any event that limits the yieldco’s ability to maintain or grow its distributable cash flow would likely have a negative impact on the yieldco’s share price.

Performance

The bar chart and accompanying table shown below provide an indication of the risks of investing in the Fund. The bar chart shows the performance of its Class A shares for each full calendar year since the Fund’s Class A shares commenced operations. Although Class C, N and I shares have similar annual returns to Class A shares because the classes are invested in the same portfolio of securities, the returns for Class C, N and I shares are different from Class A shares because Class C, N and I shares have different expenses than Class A shares. The performance table shows how the average annual returns of the Class A, C, I and N shares compare over time with a broad-based equity market index, a broad-based bond market index and a blend of these two indices. How the Fund has performed in the past (before and after taxes) is not necessarily an indication of how it will perform in the future. Updated performance information is available at no cost by calling 1-877-771-3836 and on the Fund’s website at www.eventidefunds.com.

Eventide Balanced Fund Class A Annual Total Returns for the Year Ended December 31



Figures do not reflect sales charges. If they did, returns would be lower.

During the period shown in the bar chart, for the Class A shares, the highest return for a quarter was 12.02% (quarter ended June 30, 2020), and the lowest return for a quarter was (9.98)% (quarter ended March 31, 2020). The Fund's Class A year-to-date return as of September 30, 2023 was 3.55%.

Average Annual Total Returns (periods ended December 31, 2022)

	1 Year	5 Years	Since inception (7/15/2015)
<i>Class A Shares</i>			
Return Before Taxes	(20.40)%	3.68%	4.93%
Return After Taxes on Distributions	(21.03)%	2.82%	4.04%
Return After Taxes on Distributions and Sale of Fund Shares	(11.86)%	2.67%	3.64%
<i>Class C Shares</i>			
Return Before Taxes	(16.13)%	4.08%	4.95%
<i>Class N Shares</i>			
Return Before Taxes	(15.45)%	4.93%	5.79%
<i>Class I Shares</i>			
Return Before Taxes	(15.28)%	5.13%	5.99%
Russell Midcap Total Return Index (reflects no deduction for fees, expenses or taxes) ¹	(17.32)%	7.10%	8.12%
Bloomberg U.S. Intermediate Aggregate Bond Index (reflects no deduction for fees, expenses or taxes)	(9.50)%	0.31%	0.83%
Balanced Blend (reflects no deduction for fees, expenses or taxes) ²	(10.36)%	3.57%	4.47%
Russell Midcap Value Index (reflects no deduction for fees, expenses or taxes) ¹	(12.03)%	5.72%	7.29%

1. The Fund has changed its primary benchmark from the Russell Midcap Value Index to the Russell Midcap Total Return Index because the Russell Midcap Total Return Index better represents the Fund's investment strategy.

2. The Balanced Blend is composed of 50% Russell Midcap Total Return Index and 50% Bloomberg U.S. Intermediate Aggregate Bond Index.

After-tax returns are calculated using the highest historical individual federal marginal income tax rate and do not reflect the impact of state and local taxes. Actual after-tax returns depend on a shareholder's tax situation and may differ from those shown. After-tax returns are not relevant for shareholders who hold Fund shares in tax-deferred accounts or to shares held by non-taxable entities. After-tax returns are only shown for Class A shares. After-tax returns for other share classes, which are not shown, will vary from those of Class A shares.

Adviser. Eventide Asset Management, LLC is the Fund's investment adviser.

Sub-Adviser. Boyd Watterson Asset Management, LLC is the Fund's investment sub-adviser.

Portfolio Managers. Dolores S. Bamford, CFA, Co-Chief Investment Officer and Senior Portfolio Manager of the Adviser, serves as the Lead Portfolio Manager of the Fund. David M. Dirk, CFA, Director of Portfolio Management and Trading of the Sub-Adviser, serves as a portfolio manager for those assets allocated to the Sub-Adviser. Ms. Bamford has served the Fund in this capacity since 2019 and Mr. Dirk has served the Fund in this capacity since the Fund commenced operations in 2015.

Purchase and Sale of Fund Shares. The minimum initial investment in the Class A, Class C and Class N Shares of the Fund is \$1,000 for a regular account and for an IRA account, or \$100 for an automatic investment plan account. The minimum initial investment in Class I shares purchased through a financial intermediary is \$100,000 for all accounts. The minimum subsequent investment for each class of shares is \$50 for all accounts. Class I shares purchased directly from the Fund are not subject to minimum initial or subsequent investment requirements. You may purchase and redeem shares of the Fund on any day that the New York Stock Exchange is open. Redemptions requests may be made in writing, online, by telephone or through a financial intermediary to the Fund or the Fund's transfer agent and will be paid by check or wire transfer.

Tax Information. Dividends and capital gain distributions you receive from the Fund, whether you reinvest your distributions in additional Fund shares or receive them in cash, are taxable to you at either ordinary income or capital gains tax rates unless you are investing through a tax-deferred plan. If you are investing in a tax-deferred plan, distributions may be taxable upon withdrawal from the plan.

Payments to Broker-Dealers and Other Financial Intermediaries. If you purchase the Fund through a broker-dealer or other financial intermediary (such as a bank), the Fund and its related companies may pay the intermediary for the sale of Fund shares and related services. These payments may create a conflict of interest by influencing the broker-dealer or other intermediary and your salesperson to recommend the Fund over another investment. Ask your salesperson or visit your financial intermediary's website for more information.

Eventide Dividend Opportunities Fund

Fund Summary

Investment Objectives. The investment objectives of the Eventide Dividend Opportunities Fund (the “Dividend Opportunities Fund” or the “Fund”) are dividend income and long-term capital appreciation. The Fund’s secondary objective is dividend growth.

Fees and Expenses of the Fund. The tables describe the fees and expenses that you may pay if you buy, hold, and sell shares of the Fund. **You may pay other fees, such as brokerage commissions and other fees to financial intermediaries, which are not reflected in the table and Example below.** You may qualify for sales charge discounts on purchases of Class A shares if you and your family invest, or agree to invest in the future, at least \$50,000 in the Fund. More information about these and other discounts is available from your financial professional and is included in the section of the Fund’s prospectus entitled **How to Buy Shares** on page 121 and **Appendix A – Intermediary-Specific Sales Charge Reductions and Waivers**, and in the sections of the Fund’s Statement of Additional Information entitled **Reduction of Up-Front Sales Charge on Class A Shares** on page 69, and **Waivers of Up-Front Sales Charge on Class A Shares** on page 70.

Shareholder Fees

<i>Fees paid directly from your investment</i>	<i>Class A</i>	<i>Class C</i>	<i>Class N</i>	<i>Class I</i>
Maximum Sales Charge (Load) Imposed on Purchases (as a % of offering price)	5.75%	None	None	None
Maximum Deferred Sales Charge (Load) (as a % of the lesser of the NAV of the shares redeemed or the original purchase price)	1.00% ¹	1.00% ²	None	None
Maximum Sales Charge (Load) Imposed on Reinvested Dividends and other Distributions	None	None	None	None
Redemption Fee for Shares Redeemed by Wire Transfer	\$15	\$15	\$15	\$15

Annual Fund Operating Expenses

<i>Expenses that you pay each year as a percentage of the value of your investment</i>				
Management Fees	0.73%	0.73%	0.73%	0.73%
Distribution and/or Service (12b-1) Fees	0.25%	1.00%	0.20%	None
Other Expense	0.30%	0.30%	0.30%	0.30%
Total Annual Fund Operating Expenses	1.28%	2.03%	1.23%	1.03%
Fee Waiver and/or Expense Reimbursement ³	(0.08)%	(0.08)%	(0.08)%	(0.08)%
Total Annual Fund Operating Expenses After Fee Waiver and/or Expense Reimbursement ³	1.20%	1.95%	1.15%	0.95%

- The maximum deferred sales charge on Class A shares (as a % of NAV at the time of purchase) applies only to purchases of \$1 million or more made without an initial sales charge and applies to shares sold within 18 months of purchase.*
- The maximum deferred sales charge on Class C shares (as a % of the lesser of NAV of the shares redeemed or the original purchase price) applies to shares sold within 12 months of purchase.*
- The Fund’s adviser has contractually agreed to waive fees and/or reimburse expenses of the Fund to the extent necessary to limit operating expenses (excluding front-end or contingent deferred loads, taxes, leverage interest, brokerage commissions, expenses incurred in connection with any merger or reorganization, dividend expense on securities sold short, underlying fund fees and expenses or extraordinary expenses such as litigation) at 1.20%, 1.95%, 1.15% and 0.95% for Class A shares, Class C shares, Class N shares and Class I shares, respectively, through October 31, 2024. This agreement may only be terminated by the Board of Trustees on 60 days’ written notice to the adviser and upon the termination of the advisory agreement between the Trust and the adviser. Fee waivers and expense reimbursements are subject to possible recoupment by the adviser from the Fund in future years on a rolling three-year basis (within the three years after the fees have been waived or reimbursed) if, after the recoupment is taken into account, such recoupment can be achieved within the lesser of the expense limitation in place at the time of waiver/reimbursement and the expense limitation in place at the time of recapture.*

Example of Hypothetical Fund Costs. This Example is intended to help you compare the cost of investing in the Fund with the cost of investing in other mutual funds. The Example assumes that you invest \$10,000 in the Fund for the time periods indicated and then hold or redeem all of your shares at the end of those periods. The Example only accounts for the Fund’s expense limitation through its expiration period, October 31, 2024, and then depicts the Fund’s total annual expenses thereafter. The Example also assumes that your investment has a 5% return each

year and that the Fund's operating expenses remain the same. Although your actual costs may be higher or lower, based on these assumptions your costs would be:

	<i>1 Year</i>	<i>3 Years</i>	<i>5 Years</i>	<i>10 Years</i>
Class A	\$691	\$951	\$1,232	\$2,030
Class C – no redemption	\$198	\$630	\$1,088	\$2,357
Class C – with redemption	\$298	\$630	\$1,088	\$2,357
Class N	\$118	\$384	\$670	\$1,487
Class I	\$97	\$321	\$563	\$1,258

Portfolio Turnover. The Fund pays transaction costs, such as commissions, when it buys and sells securities (or “turns over” its portfolio). A higher portfolio turnover may indicate higher transaction costs and may result in higher taxes when Fund shares are held in a taxable account. These costs, which are not reflected in annual fund operating expenses or in the Example, affect the Fund's performance. The portfolio turnover rate of the Fund for the fiscal year ended June 30, 2023 was 50% of the average value of its portfolio.

Principal Investment Strategies

The Fund seeks to achieve its investment objective by investing in dividend-paying securities. The Fund has broad discretion to invest in securities selected by the Fund's investment adviser, Eventide Asset Management, LLC (the “Adviser”), in the pursuit of the Fund's objectives and to maintain flexibility for investing in domestic and foreign securities across all market capitalizations and economic sectors without limitation. The Fund's investments in foreign securities may be made either directly or through American Depository Receipts (“ADRs”). The Fund is focused on identifying and investing in companies capable of increasing profitability, growth, and dividend growth by serving well the needs of customers, employees, suppliers, communities, the environment, and society broadly.

Under normal circumstances, at least 80% of the Fund's net assets (plus the amount of borrowings for investment purposes) is invested in the securities of dividend paying companies. Although the Fund expects to invest primarily in dividend paying common stocks (including ADRs), the Fund may invest in other securities to pursue the Fund's investment objectives. These other securities include yieldcos (e.g., dividend growth-oriented public companies created by a parent company, which bundles renewable and/or conventional long-term contracted operating assets in order to generate cash flow), real estate investment trusts (“REITs”), convertible bonds, preferred stocks, and master limited partnerships (“MLPs”).

The Fund may invest in a particular type of security without limitation but limits its investment in a particular industry and in MLPs to less than 25% of the Fund's net assets. The Fund may invest up to 15% of its net assets in companies whose securities may have legal or contractual restrictions on resale or are otherwise illiquid.

The Adviser utilizes a fundamental “bottom-up” analysis to evaluate investments for inclusion in the Fund's portfolio. The Adviser seeks to invest in attractively valued securities that, in its opinion, represent above-average long-term investment opportunities or have significant near-term appreciation potential. The Adviser favors investments that it believes will have relatively low correlation or volatility to the overall market. The Adviser seeks to invest in securities that, in its opinion, are attractively valued, provide attractive current income, provide income appreciation potential, provide capital appreciation potential, and/or help to reduce overall portfolio volatility.

The Adviser may use options, such as puts or calls on individual securities, as well as options on securities indices, to enhance returns, generate income, to reduce portfolio volatility, or to reduce downside risk when the Adviser

believes it to be prudent. To enhance income, the Adviser has the ability to sell call options on stocks held in the portfolio (covered call writing). In exchange for the option premium received, the Fund gives up potential upside in the underlying stock. The Adviser also has the ability to write put options on stocks that it has deemed to be attractive purchases at lower price levels.

The Adviser may also utilize a combination of puts and/or calls on the same security (sometimes referred to as “straddles,” “collars” or “spreads”) or utilize puts and calls on related securities.

Eventide uses its values-based screening process to analyze all potential investments for the company’s ability to operate with integrity and create value for customers, employees, and other stakeholders by reflecting the values described below. Eventide’s ethical values are inspired by the Christian faith and rooted in a biblical worldview. While few companies may reach these ideals in every area of their business, these principles articulate the Adviser’s highest expectations for the companies in which the Fund invests. The Adviser uses its values-based screening processes in connection with other fundamental research processes to establish the Fund’s eligible investment universe. Securities are generally ineligible for purchase within the Fund’s portfolio unless the Adviser believes that the values-based screens are met. The Adviser’s screening process for potential investments does not apply relative weights between values-based factors and financial factors. There is no guarantee that the Adviser will be able to successfully screen out all companies that are inconsistent with the following principles which help to guide the Adviser’s research and investment framework. Specifically, the Adviser seeks to invest in companies that reflect the following values:

- Respecting the value and freedom of all people: this includes the right to life at all stages and freedom from addictive behaviors caused by gambling, pornography, tobacco, and alcohol.
- Demonstrating a concern for justice and peace: this includes fair and ethical relationships with customers, suppliers, and business partners and avoiding products and services that promote weapons production and proliferation.
- Promoting family and community: this includes protecting children from violent forms of entertainment and serving low-income communities.
- Exhibiting responsible management practices: this includes fair dealing with employees, communities, competitors, suppliers, and customers as demonstrated by a company’s record regarding litigation, regulatory actions against the company, and its record of providing products and services that improve the lives of people.
- Practicing environmental stewardship: this includes practices considered more sustainable than those of industry peers, reduction in environmental impact when compared to previous periods, and/or the use of more efficient and cleaner energy sources.

Consistent with the Adviser’s values, the Fund may invest in securities that fund community development institutions and serve needs such as those of low-to-moderate income families and communities.

Securities may be sold when the Adviser believes that they no longer represent relatively attractive investment opportunities or when the Adviser believes the underlying company is no longer consistent with the Adviser’s values.

Distribution Policy. The Fund’s distribution policy is to make approximately four distributions to shareholders per calendar year. The frequency of distributions is based on the availability of distributable income and the investment needs of the Fund. The level of periodic distributions (including any return of capital) is not fixed and is not

designed to generate, and is not expected to result in, distributions that equal a fixed percentage of the Fund's current net asset value per share. Shareholders receiving periodic payments from the Fund may be under the impression that they are receiving net profits. However, all or a portion of a distribution may consist of a return of capital. Shareholders should not assume that the Fund's distribution rate or the source of a distribution from the Fund is net profit. For more information about the Fund's distribution policy, please turn to "Additional Information About Each Fund's Principal Investment Strategies and Related Risks – Principal Investment Strategies – Distribution Policy and Goals."

Principal Risks of Investing in the Fund

As with any mutual fund, there is no guarantee that the Fund will achieve its objective. Investment markets are unpredictable and there will be certain market conditions where the Fund will not meet its investment objective and will lose money. The Fund's net asset value and returns will vary and you could lose money on your investment in the Fund and those losses could be significant.

The following summarizes the principal risks of investing in the Fund. These risks could adversely affect the net asset value, total return and the value of the Fund and your investment.

ADRs Risk. ADRs, which are typically issued by a bank, are certificates that evidence ownership of shares of a foreign company and are alternatives to purchasing foreign securities directly in their national markets and currencies. ADRs are subject to the same risks as direct investment in foreign companies and involve risks that are not found in investments in U.S. companies. Although an ADR is priced in the U.S. dollar, movements in the exchange rate of the local currency versus the U.S. dollar are automatically reflected in the price of the ADR in U.S. dollars. Therefore, even if the price of the foreign security does not change on its market, if the exchange rate of the local currency relative to the U.S. Dollar declines, the ADR price would decline by a similar measure.

Convertible Securities Risk. Convertible securities are hybrid securities that have characteristics of both fixed income and equity securities and are subject to risks associated with both fixed income and equity securities. The market value of convertible securities and other debt securities tends to fall when prevailing interest rates rise. The value of convertible securities also tends to change whenever the market value of the underlying common or preferred stock fluctuates.

Distribution Policy Risk. The Fund's distribution policy is not designed to generate, and is not expected to result in, distributions that equal a fixed percentage of the Fund's current net asset value per share. Shareholders receiving periodic payments from the Fund may be under the impression that they are receiving net profits. However, all or a portion of a distribution may consist of a return of capital (i.e., from your original investment). Shareholders should not assume that the Fund's distribution rate or the source of a distribution from the Fund is net profit. Shareholders should note that return of capital will reduce the tax basis of their shares and potentially increase the taxable gain, if any, upon disposition of their shares.

Equity Security Risk. Stocks are susceptible to general stock market fluctuations and to volatile increases and decreases in value as market confidence in and perceptions of their issuers change. Warrants and rights may expire worthless if the price of a common stock is below the conversion price of the warrant or right. Convertible bonds may decline in value if the price of a common stock falls below the conversion price. Investor perceptions are based on various and unpredictable factors, including expectations regarding government, economic, monetary and fiscal

policies; inflation and interest rates; economic expansion or contraction and global or regional political, economic and banking crises.

Ethical Investment Risk. The Fund's ethical values screening criteria could cause it to underperform similar funds that do not have such screening criteria. This could be due to ethically acceptable companies falling out of favor with investors or failing to perform as well as companies that do not meet the Fund's ethical screening guidelines.

Foreign Securities Risk. Since the Fund's investments may include ADRs and foreign securities, the Fund is subject to risks beyond those associated with investing in domestic securities. The value of foreign securities is subject to currency fluctuations. Foreign companies are generally not subject to the same regulatory requirements of U.S. companies thereby resulting in less publicly available information about these companies. In addition, foreign investing involves other risks not typically associated with U.S. investments, including adverse political, social and economic developments, less liquidity, greater volatility, less developed or less efficient trading markets, political instability and differing accounting, auditing, financial reporting and legal standards.

Hedging Risk. Hedging is a strategy in which the Fund uses a derivative to offset the risks associated with other Fund holdings. There can be no assurance that the Fund's hedging strategy will reduce risk or that hedging transactions will be either available or cost effective. The Fund is not required to use hedging and may choose not to do so.

Large Capitalization Company Risk. Large capitalization companies may be less able than smaller capitalization companies to adapt to changing market conditions. Large capitalization companies may be more mature and subject to more limited growth potential compared with smaller capitalization companies. During different market cycles, the performance of large capitalization companies has trailed the overall performance of the broader securities markets.

Liquidity Risk. Some investments held by the Fund may be difficult to sell, or illiquid, particularly during times of market turmoil. Illiquid investments may also lack a readily observable or market-corroborated price and be difficult to value. If the Fund is forced to sell an illiquid asset to meet redemption requests or other cash needs, the Fund may be forced to sell at an unexpected loss.

Management Risk. The portfolio managers' judgments about the attractiveness, value and potential appreciation of particular stocks or other securities in which the Fund invests may prove to be incorrect and there is no guarantee that the portfolio managers' judgment will produce the desired results.

Market Risk. Overall stock market risks may also affect the value of the Fund. Factors such as domestic and/or foreign economic growth and market conditions, interest rate levels, political events and terrorism affect the securities markets.

Medium (Mid) Capitalization Company Risk. To the extent the Fund invests in the stocks of mid-sized companies, the Fund may be subject to additional risks. The earnings and prospects of these companies are more volatile than larger companies. These companies may experience higher failure rates than larger companies. Mid-sized companies normally have a lower trading volume than larger companies, which may tend to make their market price fall more disproportionately than larger companies in response to selling pressures. Mid-sized

companies may also have limited markets, product lines or financial resources and may lack management experience.

MLP and MLP-Related Securities Risk. Investments in MLPs and MLP-related securities involve risks different from those of investing in common stock including risks related to limited control and limited rights to vote on matters affecting the MLP or MLP-related security, risks related to potential conflicts of interest between an MLP and the MLP's general partner, cash flow risks, dilution risks (which could occur if the MLP raises capital and then invests it in projects whose return fails to exceed the cost of capital raised) and risks related to the general partner's limited call right. MLPs and MLP-related securities are generally considered interest-rate sensitive investments. During periods of interest rate volatility, these investments may not provide attractive returns. During periods of rising interest rates, the use of MLPs or MLP-related securities could hinder the overall performance of the Fund.

MLP Tax Risk. MLPs, typically, do not pay U.S. federal income tax at the partnership level. Instead, each partner is allocated a share of the partnership's income, gains, losses, deductions and expenses. A change in current tax law or in the underlying business mix of a given MLP could result in an MLP being treated as a corporation for U.S. federal income tax purposes, which would result in such MLP being required to pay U.S. federal income tax on its taxable income. The classification of an MLP as a corporation for U.S. federal income tax purposes would have the effect of reducing the amount of cash available for distribution by the MLP. Thus, if any of the MLPs owned by the Fund were treated as corporations for U.S. federal income tax purposes, it could result in a reduction of the value of your investment in the Fund and lower income, as compared to an MLP that is not taxed as a corporation.

Options Market Risk. Markets for options and options on futures may not always operate on a fair and orderly basis. At times, prices for options and options on futures may not represent fair market value and prices may be subject to manipulation, which may be extreme under some circumstances. The dysfunction and manipulation of volatility and options markets may make it difficult for the Fund to effectively implement its investment strategy and achieve its objectives and could potentially lead to significant losses.

Options Risk. There are risks associated with the sale and purchase of call and put options. As the seller (writer) of a covered call option, the Fund assumes the risk of a decline in the market price of the underlying security below the purchase price of the underlying security less the premium received and gives up the opportunity for gain on the underlying security above the exercise option price because the Fund will no longer hold the underlying security. The seller of an uncovered call option assumes the risk of a theoretically unlimited increase in the market price of the underlying security above the exercise price of the option. The seller of an uncovered put option assumes the risk of a decline in the market price of the underlying security below the exercise price of the option. The buyer of a put option assumes the risk of losing his entire premium invested in the put option. The use of derivative instruments, such as options, involves risks different from, or possibly greater than, the risks associated with investing directly in securities and other traditional investments, including the risk that the counterparty to an options transaction may not fulfill its contractual obligations.

Preferred Stock Risk. Dividends on preferred stocks are generally payable at the discretion of the issuer's board of directors and Fund shareholders may lose money if dividends are not paid. Preferred stock prices may fall if interest rates rise or the issuer's creditworthiness becomes impaired.

Real Estate and REIT Risk. Investing in REITs involves certain unique risks in addition to those risks associated with investing in the real estate industry in general. Equity REITs may be affected by changes in the value of the

underlying property owned by the REITs, while mortgage REITs may be affected by the quality of any credit extended.

Security Risk. The value of the Fund may decrease in response to the activities and financial prospects of an individual security in the Fund's portfolio.

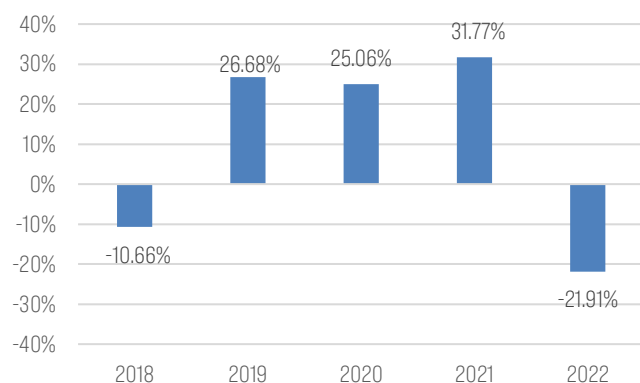
Smaller Capitalization Company Risk. Smaller-sized companies may experience higher failure rates than larger companies and normally have a lower trading volume than larger companies, which may tend to make their market price fall more disproportionately than larger companies in response to selling pressures and companies may have limited markets, product lines or financial resources and lack management experience.

Stock Value Risk. Stocks involve the risk that they may never reach what the Adviser believes is their full market value, either because the market fails to recognize the stock's intrinsic worth, or the Adviser misgauged that worth. Stocks also may decline in price, even though, in theory, they are already undervalued. Investments in private companies that lack readily observable or market-corroborated prices generally increase stock valuation risk because they are more difficult to value. Many private companies are not required to file periodic financial reports, leading to challenges in the Adviser's ability to evaluate a company's business prospects and the fair value of its securities. The fair valued prices assigned to the Fund's investments in private companies are based on a variety of factors, reviewed regularly, and updated as additional information becomes available. However, fair value pricing includes subjective judgments, and it is possible that the fair value assigned to a security may differ materially from the value the Fund would realize if the security were sold.

Yieldcos Risk. Investments in securities of yieldcos involve risks that differ from investments in traditional operating companies, including risks related to the relationship between the yieldco and the company responsible for the formation of the yieldco (the "Yieldco Sponsor"). Yieldcos typically remain dependent on the management and administration services provided by or under the direction of the Yieldco Sponsor and on the ability of the Yieldco Sponsor to identify and present the yieldco with acquisition opportunities, which may often be assets of the Yieldco Sponsor itself. To the extent that the yieldco relies on the Yieldco Sponsor for developing new assets for potential future acquisitions, the yieldco may be dependent on the development capabilities and financial health of the Yieldco Sponsor. Yieldco Sponsors may have interests that conflict with the interests of the yieldco and may retain control of the yieldco via classes of stock held by the Yieldco Sponsor. Any event that limits the yieldco's ability to maintain or grow its distributable cash flow would likely have a negative impact on the yieldco's share price.

Performance

The bar chart and accompanying table shown below provide an indication of the risks of investing in the Fund. The bar chart shows the performance of its Class A shares for each full calendar year since the Fund's Class A shares commenced operations. Although Class C, N and I shares have similar annual returns to Class A shares because the classes are invested in the same portfolio of securities, the returns for Class C, N and I shares are different from Class A shares because Class C, N and I shares have different expenses than Class A shares. The performance table shows how the average annual returns of the Class A, C, I and N shares compare over time with those of a broad-based equity market index and an index composed of mid-capitalization value companies. How the Fund has performed in the past (before and after taxes) is not necessarily an indication of how it will perform in the future. Updated performance information is available at no cost by calling 1-877-771-3836 and on the Fund's website at www.eventidefunds.com.

Eventide Dividend Opportunities Fund Class A Annual Total Returns for the Years Ended December 31

Figures do not reflect sales charges. If they did, returns would be lower.

During the period shown in the bar chart, for the Class A shares, the highest return for a quarter was 18.30% (quarter ended June 30, 2020), and the lowest return for a quarter was (16.95)% (quarter ended March 31, 2020). The Fund's Class A year-to-date return as of September 30, 2023 was 7.77%.

Average Annual Total Returns (periods ended December 31, 2022)

	1 Year	5 Years	Since inception (9/27/2017)
<i>Class A Shares</i>			
Return Before Taxes	(26.41)%	6.54%	6.71%
Return After Taxes on Distributions	(26.73)%	6.07%	6.24%
Return After Taxes on Distributions and Sale of Fund Shares	(15.44)%	5.05%	5.19%
<i>Class C Shares</i>			
Return Before Taxes	(22.55)%	7.00%	7.12%
<i>Class N Shares</i>			
Return Before Taxes	(21.87)%	7.86%	7.97%
<i>Class I Shares</i>			
Return Before Taxes	(21.75)%	8.08%	8.18%
Russell Midcap Total Return Index (reflects no deduction for fees, expenses or taxes) ¹	(17.32)%	7.10%	7.95%
Russell Midcap Value Index (reflects no deduction for fees, expenses or taxes) ¹	(12.03)%	5.72%	6.52%

1. The Fund has changed its primary benchmark from the Russell Midcap Value Index to the Russell Midcap Total Return Index because Russell Midcap Total Return Index better represents the Fund's investment strategy.

After-tax returns are calculated using the highest historical individual federal marginal income tax rate and do not reflect the impact of state and local taxes. Actual after-tax returns depend on a shareholder's tax situation and may differ from those shown. After-tax returns are not relevant for shareholders who hold Fund shares in tax-deferred accounts or to shares held by non-taxable entities. After-tax returns are only shown for Class A shares. After-tax returns for other share classes, which are not shown, will vary from those of Class A shares.

Adviser. Eventide Asset Management, LLC is the Fund's investment adviser.

Portfolio Managers. Dolores S. Bamford, CFA, Co-Chief Investment Officer and Senior Portfolio Manager of the Adviser, and Andrew Singer, CFA, Portfolio Manager and Senior Research Analyst of the Adviser, serve as Portfolio Managers of the Fund. Ms. Bamford is the Lead Portfolio Manager of the Fund. Ms. Bamford has served the Fund in this capacity since 2019. Mr. Singer has served the Fund in this capacity since January 2022.

Purchase and Sale of Fund Shares. The minimum initial investment in the Class A, Class C and Class N Shares of the Fund, as well as Class I shares purchased directly from the Fund, is \$1,000 for a regular account and for an IRA account, or \$100 for an automatic investment plan account. The minimum initial investment in Class I shares purchased through a financial intermediary is \$100,000 for all accounts. The minimum subsequent investment for each class of shares is \$50 for all accounts. You may purchase and redeem shares of the Fund on any day that the New York Stock Exchange is open. Redemptions requests may be made in writing, online, by telephone or through a financial intermediary to the Fund or the Fund's transfer agent and will be paid by check or wire transfer.

Tax Information. Dividends and capital gain distributions you receive from the Fund, whether you reinvest your distributions in additional Fund shares or receive them in cash, are taxable to you at either ordinary income or capital gains tax rates unless you are investing through a tax-deferred plan. If you are investing in a tax-deferred plan, distributions may be taxable upon withdrawal from the plan.

Payments to Broker-Dealers and Other Financial Intermediaries. If you purchase the Fund through a broker-dealer or other financial intermediary (such as a bank), the Fund and its related companies may pay the intermediary for the sale of Fund shares and related services. These payments may create a conflict of interest by influencing the broker-dealer or other intermediary and your salesperson to recommend the Fund over another investment. Ask your salesperson or visit your financial intermediary's website for more information.

Eventide Limited-Term Bond Fund

Fund Summary

Investment Objective. The investment objective of the Eventide Limited-Term Bond Fund (the “Limited-Term Bond Fund” or the “Fund”) is income.

Fees and Expenses of the Fund. The tables describe the fees and expenses that you may pay if you buy, hold, and sell shares of the Fund. **You may pay other fees, such as brokerage commissions and other fees to financial intermediaries, which are not reflected in the table and Example below.** You may qualify for sales charge discounts on purchases of Class A shares if you and your family invest, or agree to invest in the future, at least \$50,000 in the Fund. More information about these and other discounts is available from your financial professional and is included in the section of the Fund’s prospectus entitled **How to Buy Shares** on page 121 and **Appendix A – Intermediary-Specific Sales Charge Reductions and Waivers**, and in the sections of the Fund’s Statement of Additional Information entitled **Reduction of Up-Front Sales Charge on Class A Shares** on page 69, and **Waivers of Up-Front Sales Charge on Class A Shares** on page 70.

Shareholder Fees

<i>Fees paid directly from your investment</i>	<i>Class A</i>	<i>Class C</i>	<i>Class N</i>	<i>Class I</i>
Maximum Sales Charge (Load) Imposed on Purchases (as a % of offering price)	5.75%	None	None	None
Maximum Deferred Sales Charge (Load) (as a % of the lesser of the NAV of the shares redeemed or the original purchase price)	1.00% ¹	1.00% ²	None	None
Maximum Sales Charge (Load) Imposed on Reinvested Dividends and other Distributions	None	None	None	None
Redemption Fee for Shares Redeemed by Wire Transfer	\$15	\$15	\$15	\$15

Annual Fund Operating Expenses

<i>Expenses that you pay each year as a percentage of the value of your investment</i>				
Management Fees	0.31%	0.31%	0.31%	0.31%
Distribution and/or Service (12b-1) Fees	0.25%	1.00%	0.20%	None
Other Expenses	0.40%	0.40%	0.40%	0.40%
Total Annual Fund Operating Expenses	0.96%	1.71%	0.91%	0.71%
Fee Waiver and/or Expense Reimbursement ³	(0.16)%	(0.16)%	(0.16)%	(0.16)%
Total Annual Fund Operating Expenses After Fee Waiver and/or Expense Reimbursement ³	0.80%	1.55%	0.75%	0.55%

- ¹ The maximum deferred sales charge on Class A shares (as a % of NAV at the time of purchase) applies only to purchases of \$1 million or more made without an initial sales charge and applies to shares sold within 18 months of purchase.
- ² The maximum deferred sales charge on Class C shares (as a % of the lesser of NAV of the shares redeemed or the original purchase price) applies to shares sold within 12 months of purchase.
- ³ The Fund’s adviser has contractually agreed to waive fees and/or reimburse expenses of the Fund to the extent necessary to limit operating expenses (excluding front-end or contingent deferred loads, taxes, leverage interest, brokerage commissions, expenses incurred in connection with any merger or reorganization, dividend expense on securities sold short, underlying fund fees and expenses or extraordinary expenses such as litigation) at 0.80%, 1.55%, 0.75% and 0.55% for Class A shares, Class C shares, Class N shares, and Class I shares, respectively, through October 31, 2024. This agreement may only be terminated by the Trust’s Board of Trustees on 60 days’ written notice to the adviser and upon the termination of the advisory agreement between the Trust and the adviser. Fee waivers and expense reimbursements are subject to possible recoupment by the adviser from the Fund in future years on a rolling three-year basis (within the three years after the fees have been waived or reimbursed) if, after the recoupment is taken into account, such recoupment can be achieved within the lesser of the expense limitation in place at the time of waiver/reimbursement and the expense limitation in place at the time of recapture.

Example of Hypothetical Fund Costs. This Example is intended to help you compare the cost of investing in the Fund with the cost of investing in other mutual funds. The Example assumes that you invest \$10,000 in the Fund for the time periods indicated and then hold or redeem all of your shares at the end of those periods. The Example only accounts for the Fund’s expense limitation through its expiration period, October 31, 2024, and then depicts the Fund’s total expense thereafter. The Example also assumes that your investment has a 5% return each year and

that the Fund's operating expenses remain the same. Although your actual costs may be higher or lower, based on these assumptions your costs would be:

	<i>1 Year</i>	<i>3 Years</i>	<i>5 Years</i>	<i>10 Years</i>
Class A	\$652	\$849	\$1,061	\$1,673
Class C – no redemption	\$158	\$523	\$914	\$2,007
Class C – with redemption	\$258	\$523	\$914	\$2,007
Class N	\$77	\$274	\$489	\$1,106
Class I	\$56	\$211	\$380	\$869

Portfolio Turnover. The Fund pays transaction costs, such as commissions, when it buys and sells securities (or “turns over” its portfolio). A higher portfolio turnover may indicate higher transaction costs and may result in higher taxes when Fund shares are held in a taxable account. These costs, which are not reflected in annual fund operating expenses or in the Example, affect the Fund's performance. The portfolio turnover rate of the Fund for the fiscal year ended June 30, 2023 was 34% of the average value of its portfolio.

Principal Investment Strategies

The Fund seeks to achieve its objective through investments in income-producing securities issued by entities deemed by the Adviser to be serving well the needs of customers, employees, suppliers, communities, the environment, and society broadly. Income-producing securities that the Fund may invest in include, but are not limited to, corporate bonds; preferred stocks, convertible debt and other hybrid securities that have debt and equity characteristics but are predominantly debt in nature; agency and non-agency residential and commercial mortgage-backed securities; asset-backed securities (including auto loans and leases, equipment loans and leases, and credit cards); green bonds (i.e., bonds that allow issuers to use proceeds for environmental projects); social bonds (i.e., bonds that allow issuers to use proceeds for social projects); sustainable bonds (i.e. bonds that are a combination of green and social bonds); government agency debt instruments; and municipal bonds (collectively, “Bonds”). Under normal circumstances, the Fund invests at least 80% of its net assets (plus borrowings for investment purposes) in Bonds.

Fixed income investments may be of any maturity, but the Fund's weighted average effective portfolio duration will not exceed five years. Duration is a measure of the expected life of a fixed income instrument that is used to determine the sensitivity of a security's price to changes in interest rates. Effective duration is a measure of the Fund's portfolio duration adjusted for the anticipated effect of interest rate changes on bond and mortgage prepayment rates. The longer a security's duration, the more sensitive it will be to changes in interest rates. The more sensitive a security is to changes in interest rates, the higher its volatility risk. For example, if a bond has a duration of 5 years, a 1% rise in rates would result in approximately a 5% decline in the bond's price. If a bond has a duration of 10 years, a 1% rise in interest rates would result in approximately a 10% decline in the bond's price. The Fund may invest in bonds of any credit quality, including, without limitation, non-investment grade bonds rated below Baa3 by Moody's or below BBB- by S&P (also known as “junk” bonds) but expects to invest predominantly in investment grade securities. With respect to both fixed income and equity securities, the Fund may invest in the securities of foreign entities and may invest in companies of any market capitalization.

Eventide uses Its values-based screening process to analyze all potential investments for the company's ability to operate with integrity and create value for customers, employees, and other stakeholders by reflecting the values described below. Eventide's ethical values are inspired by the Christian faith and rooted in a biblical worldview. While few companies may reach these ideals in every area of their business, these principles articulate the

Adviser's highest expectations for the companies in which the Fund invests. The Adviser uses its values-based screening processes in connection with other fundamental research processes to establish the Fund's eligible investment universe. Securities are generally ineligible for purchase within the Fund's portfolio unless the Adviser believes that the values-based screens are met. The Adviser's screening process for potential investments does not apply relative weights between values-based factors and financial factors. There is no guarantee that the Adviser will be able to successfully screen out all companies that are inconsistent with the following principles which help to guide the Adviser's research and investment framework. Specifically, the Adviser seeks to invest in companies that reflect the following values:

- Respecting the value and freedom of all people: this includes the right to life at all stages and freedom from addictive behaviors caused by gambling, pornography, tobacco, and alcohol.
- Demonstrating a concern for justice and peace: this includes fair and ethical relationships with customers, suppliers, and business partners and avoiding products and services that promote weapons production and proliferation.
- Promoting family and community: this includes protecting children from violent forms of entertainment and serving low-income communities.
- Exhibiting responsible management practices: this includes fair dealing with employees, communities, competitors, suppliers, and customers as demonstrated by a company's record regarding litigation, regulatory actions against the company, and its record of providing products and services that improve the lives of people.
- Practicing environmental stewardship: this includes practices considered more sustainable than those of industry peers, reduction in environmental impact when compared to previous periods, and/or the use of more efficient and cleaner energy sources.

Consistent with the Adviser's values, the Fund may invest in securities that fund community development institutions and serve needs such as those of low-to-moderate income families and communities.

Investments that meet the Adviser's values criteria are analyzed by the Fund's investment sub-adviser, Boyd Watterson Asset Management, LLC (the "Sub-Adviser") for possible inclusion in the Fund's portfolio. The Sub-Adviser builds the Fund's portfolio based on macroeconomic trends and forecasts in economic growth, inflation expectations, and monetary policy. The Sub-Adviser strives to generate excess return through sector allocation (adjusting allocations across major sectors of the bond market based on assessments of fundamentals and current versus historical valuation relationships), duration management (holding securities to optimize interest rates), yield curve positioning (adjusting holdings to capitalize on expected changes in the Treasury yield curve), and security selection. The ability of the Sub-Adviser to deliver returns varies according to the economic and market environment. The Sub-Adviser's methods are intended to accumulate value over a full market cycle.

Securities may be sold when the Adviser or the Sub-Adviser believes that they no longer represent relatively attractive investment opportunities or when the Adviser believes the underlying company's practices are no longer consistent with the Adviser's values.

Principal Risks of Investing in the Fund

As with any mutual fund, there is no guarantee that the Fund will achieve its objective. Investment markets are unpredictable and there will be certain market conditions where the Fund will not meet its investment objective and will lose money. The Fund's net asset value and returns will vary and you could lose money on your investment in the Fund and those losses could be significant.

The following summarizes the principal risks of investing in the Fund. These risks could adversely affect the net asset value, total return and the value of the Fund and your investment.

Asset-Backed and Mortgage-Backed Security Risk. When the Fund invests in asset-backed securities, mortgage-backed securities or collateralized mortgage obligations, the Fund is subject to the risk that, if the issuer fails to pay interest or repay principal, the assets backing these securities may not be sufficient to support payments on the securities.

Mortgage-backed securities represent participating interests in pools of residential mortgage loans, some of which are guaranteed by the U.S. government, its agencies or instrumentalities. However, the guarantee of these types of securities relates to the principal and interest payments and not the market value of such securities. In addition, the guarantee only relates to the mortgage-backed securities held by a Fund and not the purchase of shares of the Fund. Mortgage-backed securities do not have a fixed maturity and their expected maturities may vary when interest rates rise or fall.

Commercial mortgage-backed securities (“CMBS”) are subject to credit risk because underlying loan borrowers may default. Subordinate tranches of CMBS are more sensitive to defaults. Previously non-defaulting borrowers may not be able to refinance their loans when due, resulting in higher default rates. CMBS, in general, may become illiquid. Recently, hospitality, retail, and office properties have become subject to heightened vacancy rates and an accompanying increase in the risk of default.

Mortgage-backed securities issued or guaranteed by private issuers are also known as “non-agency MBS.” Non-agency MBS generally are a greater credit risk than MBS issued by the U.S. government, and the market for non-agency MBS is smaller and may be less liquid than the market for government MBS.

Changing Fixed Income Market Conditions Risk. Future interest rate increases could cause the value of any Fund that invests in fixed income securities to decrease. Federal Reserve policy changes may expose fixed-income and related markets to heightened volatility and may reduce liquidity for certain Fund investments, which could cause the value of the Fund’s investments and share price to decline. To the extent the Fund experiences high redemptions because of these policy changes, the Fund may experience increased portfolio turnover, which will increase the costs the Fund incurs and may lower its performance. Furthermore, if rising interest rates cause the Fund to lose enough value, the Fund could also face increased shareholder redemptions, which could force the Fund to liquidate investments at disadvantageous times or prices, therefore adversely affecting the Fund. In addition, decreases in fixed income dealer market-making capacity may persist in the future, potentially leading to decreased liquidity and increased volatility in the fixed income markets.

Convertible Securities Risk. Convertible securities are hybrid securities that have characteristics of both fixed income and equity securities and are subject to risks associated with both fixed income and equity securities. The market value of convertible securities and other debt securities tends to fall when prevailing interest rates rise. The value of convertible securities also tends to change whenever the market value of the underlying common or preferred stock fluctuates.

Credit Risk. Credit risk is the risk that an issuer of a security will fail to pay principal and interest in a timely manner, reducing the Fund’s total return. The Fund may invest in high-yield, high-risk securities, commonly called “junk bonds,” that are not investment grade and are generally considered speculative because they present a greater risk of loss, including default, than higher quality debt securities.

Ethical Investment Risk. The Fund's ethical values screening criteria could cause it to underperform similar funds that do not have such screening criteria. This could be due to ethically acceptable companies falling out of favor with investors or failing to perform as well as companies that do not meet the Fund's ethical screening guidelines.

Fixed Income Risk. When the Fund invests in fixed income securities, the value of your investment in the Fund will fluctuate with changes in interest rates. Typically, a rise in interest rates causes a decline in the value of fixed income securities owned by the Fund. In general, the market price of fixed income securities with longer maturities will increase or decrease more in response to changes in interest rates than shorter-term securities. Other risk factors include credit risk (the debtor may default), extension risk (an issuer may exercise its right to repay principal on a fixed rate obligation held by the Fund later than expected), and prepayment risk (the debtor may pay its obligation early, reducing the amount of interest payments). These risks could affect the value of a particular investment by the Fund, possibly causing the Fund's share price and total return to be reduced and fluctuate more than other types of investments.

Foreign Securities Risk. Since the Fund's investments may include ADRs and foreign securities, the Fund is subject to risks beyond those associated with investing in domestic securities. The value of foreign securities is subject to currency fluctuations. Foreign companies are generally not subject to the same regulatory requirements of U.S. companies thereby resulting in less publicly available information about these companies. In addition, foreign investing involves other risks not typically associated with U.S. investments, including adverse political, social and economic developments, less liquidity, greater volatility, less developed or less efficient trading markets, political instability and differing accounting, auditing, financial reporting and legal standards.

Income Risk. Income risk is the risk that the income from the Fund's portfolio will decline because of falling market interest rates. This can result when the Fund invests the proceeds from new share sales, or from matured or called bonds, at market interest rates that are below the portfolio's current earnings rate.

Interest Rate Risk. Changes in short-term market interest rates will directly affect the yield on the shares of a fund whose investments are normally invested in floating rate debt. If short-term market interest rates fall, the yield on the Fund's shares will also fall. Conversely, when short-term market interest rates rise, because of the lag between changes in such short-term rates and the resetting of the floating rates on the floating rate debt in the Fund's portfolio, the impact of rising rates will be delayed to the extent of such lag. Rising interest rates pose a heightened risk to the Fund's longer-term fixed income securities.

Junk Bond Risk. Lower-quality bonds, known as "high yield" or "junk" bonds, present greater risk than bonds of higher quality, including an increased risk of default. An economic downturn or period of rising interest rates could adversely affect the market for these bonds and reduce the Fund's ability to sell its bonds. The lack of a liquid market for these bonds could decrease the Fund's share price.

Large Capitalization Company Risk. Large capitalization companies may be less able than smaller capitalization companies to adapt to changing market conditions. Large capitalization companies may be more mature and subject to more limited growth potential compared with smaller capitalization companies. During different market cycles, the performance of large capitalization companies has trailed the overall performance of the broader securities markets.

Liquidity Risk. Some investments held by the Fund may be difficult to sell, or illiquid, particularly during times of market turmoil. Illiquid investments may also lack a readily observable or market-corroborated price and be

difficult to value. If the Fund is forced to sell an illiquid asset to meet redemption requests or other cash needs, the Fund may be forced to sell at an unexpected loss.

Management Risk. The portfolio managers' judgments about the attractiveness, value and potential appreciation of particular stocks or other securities in which the Fund invests may prove to be incorrect and there is no guarantee that the portfolio managers' judgment will produce the desired results.

Market Risk. Overall stock market risks may also affect the value of the Fund. Factors such as domestic and/or foreign economic growth and market conditions, interest rate levels, political events and terrorism affect the securities markets.

Medium (Mid) Capitalization Company Risk. To the extent the Fund invests in the stocks of mid-sized companies, the Fund may be subject to additional risks. The earnings and prospects of these companies are more volatile than larger companies. These companies may experience higher failure rates than larger companies. Mid-sized companies normally have a lower trading volume than larger companies, which may tend to make their market price fall more disproportionately than larger companies in response to selling pressures. Mid-sized companies may also have limited markets, product lines or financial resources and may lack management experience.

Municipal Bond Risk. The value of municipal bonds may fluctuate as a result of changes in the cash flows generated by the revenue source(s), changes in the priority of the municipal obligation to receive the cash flows generated by the revenue source(s), or changes in federal tax laws or the activity of an issuer which may adversely affect the tax-exempt status of municipal bonds.

Preferred Stock Risk. Dividends on preferred stocks are generally payable at the discretion of the issuer's board of directors and Fund shareholders may lose money if dividends are not paid. Preferred stock prices may fall if interest rates rise or the issuer's creditworthiness becomes impaired.

Prepayment Risk. The Fund may invest in debt securities that may be paid off early when the issuer of a debt security can repay the principal prior to a security's maturity. If interest rates are falling, the Fund may have to reinvest the unanticipated proceeds at lower interest rates, resulting in a decline in the Fund's income.

Security Risk. The value of the Fund may decrease in response to the activities and financial prospects of individual securities in the Fund's portfolio.

Smaller Capitalization Company Risk. Smaller-sized companies may experience higher failure rates than larger companies and normally have a lower trading volume than larger companies, which may tend to make their market price fall more disproportionately than larger companies in response to selling pressures and companies may have limited markets, product lines or financial resources and lack management experience.

Sovereign Debt Risk. The Fund may invest in sovereign debt obligations. Investment in sovereign debt obligations involves special risks not present in corporate debt obligations. The issuer of the sovereign debt or the governmental authorities that control the repayment of the debt may be unable or unwilling to repay principal or interest when due, and the Fund may have limited recourse in the event of a default.

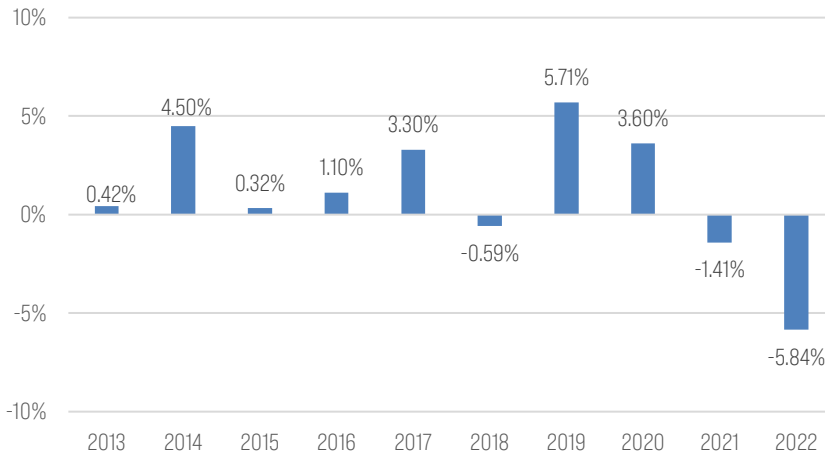
U.S. Agency Securities Risk. The Fund's investments in securities issued or guaranteed by federal agencies and U.S. government sponsored entities may or may not be backed by the full faith and credit of the U.S. government.

Performance

The bar chart and performance table below show the variability of the Fund's returns, which is some indication of the risks of investing in the Fund. The bar chart shows performance of the Fund's Class A shares for the past ten years and includes the performance of the Fund's Predecessor Fund (as defined below). Although Class C, Class N and Class I shares have similar annual returns to Class A shares because the classes are invested in the same portfolio of securities, the returns for Class C, Class N and Class I shares are different than Class A shares because Class C, Class N and Class I shares have different expenses than Class A shares. The performance table compares the performance of the Fund's Class A, Class C, Class N and Class I shares over time to the performance of a broad-based market index and a supplemental index. You should be aware that the Fund's past performance (before and after taxes) may not be an indication of how the Fund will perform in the future.

The Fund acquired all of the assets and liabilities of Epiphany FFV Strategic Income Fund, a series of Epiphany Funds (the "Predecessor Fund"), in a tax-free reorganization on December 14, 2018. In connection with this acquisition, shares of the Predecessor Fund's Class A Shares and Class I Shares were exchanged for Class A Shares and Class I Shares of the Fund, respectively. Prior to May 31, 2017, the Predecessor Fund's Class I shares were called Class C shares, and the fee structure was different. The Predecessor Fund had an investment objective and strategies that were, in all material respects, the same as those of the Fund, and was managed in a manner that, in all material respects, complied with the investment guidelines and restrictions of the Fund. The performance information set forth below prior to December 14, 2018 reflects the historical performance of the Predecessor Fund. Updated performance information is available at no cost by calling 1-877-771-3836 and on the Fund's website at www.eventidefunds.com.

Eventide Limited-Term Bond Fund Class A Annual Total Returns for the Years Ended December 31



Figures do not reflect sales charges. If they did, returns would be lower.

During the period shown in the bar chart, the highest return for a quarter was 2.54% (quarter ended June 30, 2020), and the lowest return for a quarter was (3.39)% (quarter ended March 31, 2022). The Fund’s Class A year-to-date return as of September 30, 2023 was 1.88%.

Prior to May 31, 2017, the Fund’s Class I shares were called Class C shares, and the fee structure was different. Those shares sold before May 31, 2017, were subject to a contingent deferred sales load, which is not reflected in returns set forth in the table below. If the contingent deferred sales load was included, the returns would be less than those shown.

Average Annual Total Returns (for the periods ended December 31, 2022)

<i>Class A Shares</i>	<i>1 Year</i>	<i>5 Years</i>	<i>10 Years</i>
Return Before Taxes	(11.23)%	(0.96)%	0.47%
Return After Taxes on Distributions	(11.52)%	(1.55)%	(0.29)%
Return After Taxes on Distributions and Sale of Fund Shares	(6.65)%	(0.96)%	0.03%
<i>Class I Shares</i>			
Return Before Taxes	(5.57)%	0.49%	0.90%
<i>Class C Shares</i>			
	<i>1 Year</i>	<i>5 Years</i>	<i>Since inception (12/14/2018)</i>
Return Before Taxes	(6.56)%	N/A	(0.17)%
<i>Class N Shares</i>			
Return Before Taxes	(5.80)%	N/A	0.62%
<i>Bloomberg 1-5 Year Government/Credit Index (reflects no deduction for fees, expenses or taxes)</i>			
	<i>1 Year</i>	<i>5 Years</i>	<i>10 Years</i>
	(5.49)%	0.85%	0.98%
<i>Bloomberg U.S. Intermediate Aggregate Bond Index (reflects no deduction for fees, expenses or taxes)</i>			
			<i>Since inception (12/14/2018)</i>
			0.88%
			<i>Since inception (12/14/2018)</i>
			1.00%
			<i>Since inception (12/14/2018)</i>
			0.38%

After-tax returns are calculated using the highest historical individual federal marginal income tax rate and do not reflect the impact of state and local taxes. Actual after-tax returns depend on a shareholder's tax situation and may differ from those shown. After-tax returns are not relevant for shareholders who hold Fund shares in tax-deferred accounts or to shares held by non-taxable entities. After-tax returns are only shown for Class A shares. After-tax returns for Class C, Class N and Class I shares will vary.

Adviser. Eventide Asset Management, LLC is the Fund's investment adviser.

Sub-Adviser. Boyd Watterson Asset Management, LLC is the Fund's investment sub-adviser.

Portfolio Managers. Christopher Grogan, CFA, Director of Investment Consulting and Portfolio Manager of the Adviser, serves as a Co-Portfolio Manager of the Fund. Mr. Grogan has served the Fund in this capacity since April 2023. Mr. Grogan provides oversight of the Sub-Adviser. The Sub-Adviser manages assets of the Fund at the direction of the Adviser.

David M. Dirk, CFA, Director of Portfolio Management and Trading of the Sub-Adviser, has served as a Co-Portfolio Manager of the Fund since May 2020.

Mr. Grogan and Mr. Dirk are jointly and primarily responsible for the day-to-day management of the Fund.

Purchase and Sale of Fund Shares. The minimum initial investment in the Class A, Class C and Class N Shares of the Fund, as well as Class I shares purchased directly from the Fund, is \$1,000 for a regular account and for an IRA account, or \$100 for an automatic investment plan account. The minimum initial investment in Class I shares purchased through a financial intermediary is \$100,000 for all accounts. The minimum subsequent investment for each class of shares is \$50 for all accounts. You may purchase and redeem shares of the Fund on any day that the

New York Stock Exchange is open. Redemptions requests may be made in writing, online, by telephone or through a financial intermediary to the Fund or the Fund's transfer agent and will be paid by check or wire transfer.

Tax Information. Dividends and capital gain distributions you receive from the Fund, whether you reinvest your distributions in additional Fund shares or receive them in cash, are taxable to you at either ordinary income or capital gains tax rates unless you are investing through a tax-deferred plan. If you are investing in a tax-deferred plan, distributions may be taxable upon withdrawal from the plan.

Payments to Broker-Dealers and Other Financial Intermediaries. If you purchase the Fund through a broker-dealer or other financial intermediary (such as a bank), the Fund and its related companies may pay the intermediary for the sale of Fund shares and related services. These payments may create a conflict of interest by influencing the broker-dealer or other intermediary and your salesperson to recommend the Fund over another investment. Ask your salesperson or visit your financial intermediary's website for more information.

Eventide Exponential Technologies Fund Fund Summary

Investment Objective. The Fund seeks to provide long-term capital appreciation.

Fees and Expenses of the Fund. The tables describe the fees and expenses that you may pay if you buy, hold, and sell shares of the Fund. **You may pay other fees, such as brokerage commissions and other fees to financial intermediaries, which are not reflected in the table and Example below.** You may qualify for sales charge discounts on purchases of Class A shares if you and your family invest, or agree to invest in the future, at least \$50,000 in the Fund. More information about these and other discounts is available from your financial professional and is included in the section of the Fund's prospectus entitled **How to Buy Shares** on page 121 and **Appendix A – Intermediary-Specific Sales Charge Reductions and Waivers**, and in the sections of the Fund's Statement of Additional Information entitled **Reduction of Up-Front Sales Charge on Class A Shares** on page 69, and **Waivers of Up-Front Sales Charge on Class A Shares** on page 70.

Shareholder Fees

<i>Fees paid directly from your investment</i>	<i>Class A</i>	<i>Class C</i>	<i>Class N</i>	<i>Class I</i>
Maximum Sales Charge	5.75%	None	None	None
(Load) Imposed on Purchases (as a % of offering price)				
Maximum Deferred Sales Charge (Load)	1.00% ¹	1.00% ²	None	None
(as a % of the lesser of the NAV of the shares redeemed or the original purchase price)				
Maximum Sales Charge (Load) Imposed on Reinvested Dividends and other Distributions	None	None	None	None
Redemption Fee (as a % of amount redeemed if held less than 180 days)	None	None	None	None
Redemption Fee for Shares Redeemed by Wire Transfer	\$15	\$15	\$15	\$15

Annual Fund Operating Expenses

<i>Expenses that you pay each year as a percentage of the value of your investment</i>				
Management Fees	1.10%	1.10%	1.10%	1.10%
Distribution and/or Service (12b-1) Fees	0.25%	1.00%	0.20%	None
Other Expenses	0.40%	0.40%	0.40%	0.40%
Acquired Fund Fees and Expenses ³	0.01%	0.01%	0.01%	0.01%
Total Annual Fund Operating Expenses	1.76%	2.51%	1.71%	1.51%
Fee Waiver and/or Expense Reimbursement ⁴	(0.07)%	(0.07)%	(0.07)%	(0.07)%
Total Annual Fund Operating Expenses After Fee Waiver and/or Expense Reimbursement ⁴	1.69%	2.44%	1.64%	1.44%

- The maximum deferred sales charge on Class A shares (as a % of NAV at the time of purchase) applies only to purchases of \$1 million or more made without an initial sales charge and applies to shares sold within 18 months of purchase.*
- The maximum deferred sales charge on Class C shares (as a % of the lesser of NAV of the shares redeemed or the original purchase price) applies to shares sold within 12 months of purchase.*
- Acquired Fund Fees and Expenses are the indirect costs of investing in other investment companies. The total annual fund operating expenses in this fee table will not correlate to the expense ratio in the Fund's financial highlights because the financial statements include only the direct operating expenses incurred by the Fund, not the indirect costs of investing in other investment companies.*
- The Fund's adviser has contractually agreed to waive fees and/or reimburse expenses of the Fund to the extent necessary to limit operating expenses (excluding front-end or contingent deferred loads, taxes, leverage interest, brokerage commissions, expenses incurred in connection with any merger or reorganization, dividend expense on securities sold short, underlying fund fees and expenses or extraordinary expenses such as litigation) at 1.68%, 2.43%, 1.63% and 1.43% for Class A shares, Class C shares, Class N shares, and Class I shares, respectively, through October 31, 2024. This agreement may only be terminated by the Trust's Board of Trustees on 60 days' written notice to the adviser and upon the termination of the advisory agreement between the Trust and the adviser. Fee waivers and expense reimbursements are subject to possible recoupment by the adviser from the Fund in future years on a rolling three-year basis (within the three years after the fees have been waived or reimbursed) if, after the recoupment is taken into account, such recoupment can be achieved within the lesser of the expense limitation in place at the time of waiver/reimbursement and the expense limitation in place at the time of recapture.*

Example of Hypothetical Fund Costs. This Example is intended to help you compare the cost of investing in the Fund with the cost of investing in other mutual funds. The Example assumes that you invest \$10,000 in the Fund for the time periods indicated and then hold or redeem all of your shares at the end of those periods. The Example only accounts for the Fund's expense limitation in place through its expiration period, October 31, 2024, and then depicts the Fund's total annual expenses thereafter. The Example also assumes that your investment has a 5% return each year and that the Fund's operating expenses remain the same. Although your actual costs may be higher or lower, based on these assumptions your costs would be:

	<i>1 Year</i>	<i>3 Years</i>	<i>5 Years</i>	<i>10 Years</i>
Class A	\$737	\$1,090	\$1,466	\$2,519
Class C – no redemption	\$247	\$774	\$1,327	\$2,836
Class C – with redemption	\$347	\$774	\$1,327	\$2,836
Class N	\$166	\$531	\$919	\$2,009
Class I	\$146	\$469	\$815	\$1,791

Portfolio Turnover. The Fund pays transaction costs, such as commissions, when it buys and sells securities (or “turns over” its portfolio). A higher portfolio turnover may indicate higher transaction costs and may result in higher taxes when Fund shares are held in a taxable account. These costs, which are not reflected in annual fund operating expenses or in the Example, affect the Fund's performance. The portfolio turnover rate of the Fund for the fiscal year ended June 30, 2023 was 81% of the average value of its portfolio.

Principal Investment Strategies

Under normal market conditions, the Fund invests at least 80% of its net assets (plus borrowings for investment purposes) in companies that the Adviser believes are participating in and benefitting from technologies, innovations, technology themes, or technology trends. The types of companies represented in the Fund's portfolio include, but are not limited to, companies falling within the information technology, e-commerce discretionary, internet media and services, healthcare technology, healthcare devices, or transaction and payment processing services industries. The Fund invests primarily in companies that the Adviser believes are participating in and benefitting from technologies, innovations, themes, or trends that have long-term exponential characteristics and that serve well the needs of customers, employees, suppliers, communities, the environment, and society broadly. The term “exponential” means the potential for accelerated advancements in underlying technologies that can positively impact capabilities and development cycles of a company's products and services. Not every company in the Fund's portfolio will experience exponential growth, and the Fund is not expected to deliver exponential returns.

The Adviser utilizes a fundamental “bottom-up” analysis and quantitative screening to find and evaluate investments for the Fund's portfolio. The Adviser seeks attractively valued securities that, in its opinion, represent above-average long-term investment opportunities or have significant near-term appreciation potential. The Adviser's investment opportunity screening considers strong organic revenue growth, growing market shares, expanding margins and profitability, defensible competitive advantages and disciplined and quality management teams. Valuation is an integral part of the investment process and purchase decisions are based on the potential reward relative to risk of each security which, in turn, is partly based on the Adviser's earnings calculations.

The Fund gains exposure to technology companies primarily through investing in equity securities including common stock, options, preferred stock and convertible debt. The Fund may invest in private and other companies whose securities may have legal or contractual restrictions on resale or are otherwise illiquid. The Fund will not

invest more than 15% of the Fund's net assets in these illiquid investments. These companies include development stage companies that have not commenced business operations or have not generated significant revenue. The Fund invests without limitation in securities of companies domiciled outside the United States either directly or through American Depositary Receipts ("ADRs"). The Fund may invest in securities of companies of any market capitalization.

The Adviser uses options strategies to enhance returns, generate income, reduce portfolio volatility, or reduce downside risk when the Adviser believes adverse market, political or other conditions are likely. The Adviser may also utilize a combination of puts and/or calls regarding the same security or puts and calls on related securities.

The Fund is classified as "non-diversified" for purposes of the Investment Company Act of 1940, as amended (the "1940 Act"), which means that it is not limited by the 1940 Act with regard to the portion of its assets that may be invested in the securities of a single issuer. The Fund concentrates investments in the software, technology hardware and equipment, semiconductor, and communications group of industries because, under normal circumstances, it invests over 25% of its net assets in companies in this group of industries.

Eventide uses its values-based screening process to analyze all potential investments for the company's ability to operate with integrity and create value for customers, employees, and other stakeholders by reflecting the values described below. Eventide's ethical values are inspired by the Christian faith and rooted in a biblical worldview. While few companies may reach these ideals in every area of their business, these principles articulate the Adviser's highest expectations for the companies in which the Fund invests. The Adviser uses its values-based screening processes in connection with other fundamental research processes to establish the Fund's eligible investment universe. Securities are generally ineligible for purchase within the Fund's portfolio unless the Adviser believes that the values-based screens are met. The Adviser's screening process for potential investments does not apply relative weights between values-based factors and financial factors. There is no guarantee that the Adviser will be able to successfully screen out all companies that are inconsistent with the following principles which help to guide the Adviser's research and investment framework. Specifically, the Adviser seeks to invest in companies that reflect the following values:

- Respecting the value and freedom of all people: this includes the right to life at all stages and freedom from addictive behaviors caused by gambling, pornography, tobacco, and alcohol.
- Demonstrating a concern for justice and peace: this includes fair and ethical relationships with customers, suppliers, and business partners and avoiding products and services that promote weapons production and proliferation.
- Promoting family and community: this includes protecting children from violent forms of entertainment and serving low-income communities.
- Exhibiting responsible management practices: this includes fair dealing with employees, communities, competitors, suppliers, and customers as demonstrated by a company's record regarding litigation, regulatory actions against the company, and its record of providing products and services that improve the lives of people.
- Practicing environmental stewardship: this includes practices considered more sustainable than those of industry peers, reduction in environmental impact when compared to previous periods, and/or the use of more efficient and cleaner energy sources.

Consistent with the Adviser's values, the Fund may invest in securities that fund community development institutions and serve needs such as those of low-to-moderate income families and communities.

Securities may be sold when the Adviser believes that they no longer represent relatively attractive investment opportunities or when the Adviser believes the underlying company's practices are no longer consistent with the Adviser's values.

Principal Risks of Investing in the Fund

As with any mutual fund, there is no guarantee that the Fund will achieve its objective. Investment markets are unpredictable and there will be certain market conditions where the Fund will not meet its investment objective and will lose money. The Fund's net asset value and returns will vary and you could lose money on your investment in the Fund and those losses could be significant.

The following summarizes the principal risks of investing in the Fund. These risks could adversely affect the net asset value, total return and the value of the Fund and your investment.

ADRs Risk. ADRs, which are typically issued by a bank, are certificates that evidence ownership of shares of a foreign company and are alternatives to purchasing foreign securities directly in their national markets and currencies. ADRs are subject to the same risks as direct investment in foreign companies and involve risks that are not found in investments in U.S. companies. Although an ADR is priced in the U.S. dollar, movements in the exchange rate of the local currency versus the U.S. dollar are automatically reflected in the price of the ADR in U.S. dollars. Therefore, even if the price of the foreign security does not change on its market, if the exchange rate of the local currency relative to the U.S. Dollar declines, the ADR price would decline by a similar measure.

Convertible Securities Risk. Convertible securities are hybrid securities that have characteristics of both fixed income and equity securities and are subject to risks associated with both fixed income and equity securities. The market value of convertible securities and other debt securities tends to fall when prevailing interest rates rise. The value of convertible securities also tends to change whenever the market value of the underlying common or preferred stock fluctuates.

Development Stage Company Risk. The Fund may invest a portion of the portfolio in development stage companies that are not generating meaningful revenue.

Equity Security Risk. Common and preferred stocks are susceptible to general stock market fluctuations and to volatile increases and decreases in value as market confidence in and perceptions of their issuers change. Warrants and rights may expire worthless if the price of a common stock is below the conversion price of the warrant or right. Convertible bonds may decline in value if the price of a common stock falls below the conversion price. Investor perceptions are based on various and unpredictable factors, including expectations regarding government, economic, monetary and fiscal policies; inflation and interest rates; economic expansion or contraction and global or regional political, economic and banking crises.

Ethical Investment Risk. The Fund's ethical values screening criteria could cause it to underperform similar funds that do not have such screening criteria. This could be due to ethically acceptable companies falling out of favor with investors or failing to perform as well as companies that do not meet the Fund's ethical screening guidelines.

Foreign Securities Risk. Since the Fund's investments may include ADRs and foreign securities, the Fund is subject to risks beyond those associated with investing in domestic securities. The value of foreign securities is

subject to currency fluctuations. Foreign companies are generally not subject to the same regulatory requirements of U.S. companies thereby resulting in less publicly available information about these companies. In addition, investing involves other risks not typically associated with U.S. investments, including adverse political, social and economic developments, less liquidity, greater volatility, less developed or less efficient trading markets, political instability and differing accounting, auditing, financial reporting and legal standards.

Growth Stock Risk. Not all companies in the Fund's portfolio will experience growth. "Growth" stocks can react differently to issuer, political, market, and economic developments than the market as a whole and other types of stocks. "Growth" stocks also tend to be more expensive relative to their earnings or assets compared to other types of stocks. As a result, "growth" stocks tend to be sensitive to changes in their earnings and more volatile in price than the stock market as a whole. In addition, companies that the Adviser believes have significant growth potential are often companies with new, limited or cyclical product lines, markets or financial resources and the management of such companies may be dependent upon one or a few key people. The stocks of such companies can therefore be subject to more abrupt or erratic market movements than stocks of larger, more established companies or the stock market in general.

Industry Concentration Risk. The Fund may be susceptible to an increased risk of loss, including losses due to adverse occurrences affecting the Fund more than the market as a whole, because the Fund's investments are concentrated in technology industries.

Investment Style Risk. Different types of investment styles, for example growth or value, tend to perform differently and shift into and out of favor with investors depending on changes in market and economic sentiment and conditions. As a result, the Fund's performance may at times be worse than the performance of other mutual funds that invest more broadly or that have different investment styles.

Large Capitalization Company Risk. Large capitalization companies may be less able than smaller capitalization companies to adapt to changing market conditions. Large capitalization companies may be more mature and subject to more limited growth potential compared with smaller capitalization companies. During different market cycles, the performance of large capitalization companies has trailed the overall performance of the broader securities markets.

Liquidity Risk. Some investments held by the Fund may be difficult to sell, or illiquid, particularly during times of market turmoil. Illiquid investments may also lack a readily observable or market-corroborated price and be difficult to value. If the Fund is forced to sell an illiquid asset to meet redemption requests or other cash needs, the Fund may be forced to sell at an unexpected loss.

Management Risk. The portfolio manager's judgments about the attractiveness, value and potential appreciation of particular securities in which the Fund invests may prove to be incorrect and there is no guarantee that the portfolio manager's judgments will produce the desired results. "Exponential" in the Fund's name is not intended to suggest exponential returns or any level of returns.

Market Risk. Overall stock market risks may also affect the value of the Fund. Factors such as domestic and/or foreign economic growth and market conditions, interest rate levels, political events and terrorism affect the securities markets.

Medium (Mid) Capitalization Company Risk. To the extent the Fund invests in the stocks of mid-sized companies, the Fund may be subject to additional risks. The earnings and prospects of these companies are more volatile than larger companies. These companies may experience higher failure rates than larger companies. Mid-sized companies normally have a lower trading volume than larger companies, which may tend to make their market price fall more disproportionately than larger companies in response to selling pressures. Mid-sized companies may also have limited markets, product lines or financial resources and may lack management experience.

Non-Diversification Risk. Because a relatively high percentage of a non-diversified fund's assets may be invested in the securities of a limited number of companies that could be in the same or related economic sectors, the Fund's portfolio may be more susceptible to any single economic, technological or regulatory occurrence than the portfolio of a diversified fund.

Options Market Risk. Markets for options and options on futures may not always operate on a fair and orderly basis. At times, prices for options and options on futures may not represent fair market value and prices may be subject to manipulation, which may be extreme under some circumstances. The dysfunction and manipulation of volatility and options markets may make it difficult for the Fund to effectively implement its investment strategy and achieve its objectives and could potentially lead to significant losses.

Options Risk. As the seller (writer) of a covered call option, the Fund assumes the risk of a decline in the market price of the underlying security below the purchase price of the underlying security less the premium received and gives up the opportunity for gain on the underlying security above the exercise option price because the Fund will no longer hold the underlying security. As the buyer of a put or call option, the Fund risks losing the entire premium invested in the option if the Fund does not exercise the option. As the seller (writer) of a put option, the Fund will lose money if the value of the security falls below the strike price. The use of derivative instruments, such as options, involves risks different from, or possibly greater than, the risks associated with investing directly in securities and other traditional investments, including the risk that the counterparty to an options transaction may not fulfill its contractual obligations.

Preferred Stock Risk. Dividends on preferred stocks are generally payable at the discretion of the issuer's board of directors and Fund shareholders may lose money if dividends are not paid. Preferred stock prices may fall if interest rates rise or the issuer's creditworthiness becomes impaired.

Security Risk. The value of the Fund may decrease in response to the activities and financial prospects of an individual security in the Fund's portfolio. There can be no guarantee the securities held by the Fund will appreciate in value.

Smaller Capitalization Company Risk. Smaller-sized companies may experience higher failure rates than larger companies and normally have a lower trading volume than larger companies, which may tend to make their market price fall more disproportionately than larger companies in response to selling pressures and companies may have limited markets, product lines or financial resources and lack management experience.

Stock Value Risk. Stocks involve the risk that they may never reach what the Adviser believes is their full market value, either because the market fails to recognize the stock's intrinsic worth, or the Adviser misgauged that worth. Stocks also may decline in price, even though, in theory, they are already undervalued. Investments in private companies that lack readily observable or market-corroborated prices generally increase stock valuation risk

because they are more difficult to value. Many private companies are not required to file periodic financial reports, leading to challenges in the Adviser's ability to evaluate a company's business prospects and the fair value of its securities. The fair valued prices assigned to the Fund's investments in private companies are based on a variety of factors, reviewed regularly, and updated as additional information becomes available. However, fair value pricing includes subjective judgments, and it is possible that the fair value assigned to a security may differ materially from the value the Fund would realize if the security were sold.

Technology Sector Risk. Technology companies face intense competition, both domestically and internationally, which may have an adverse effect on profit margins. These companies may have limited product lines, markets, financial resources or personnel. The products of these companies may face obsolescence or adoption challenges due to rapid technological developments and frequent new product introduction, unpredictable changes in growth rates and competition for the services of qualified personnel. Companies in the technology sector can be heavily dependent on patent and intellectual property rights. The loss or impairment of these rights may adversely affect the profitability of these companies. Investments in this sector can be highly volatile. Their values may be adversely affected by such factors as, for example, rapid technological change, changes in management personnel, changes in the competitive environment, and changes in investor sentiment. Many technologies companies are small or mid-sized companies and may be newly organized.

E-Commerce Discretionary Companies Risk. As transactions costs for consumers adopting the newest technologies remain low and new shopping models evolve, the pressure for e-commerce companies to keep up with the pace of innovation increases. Companies that are unable to maintain the quality and functionality of their e-commerce sites as they expand and grow risk losing both existing and prospective consumers.

Healthcare Technology and Devices Companies Risk. Companies in this sector may be heavily dependent on clinical trials with uncertain outcomes and decisions made by the governments and regulatory authorities. Further, these companies are dependent on patent protection, and the expiration of patents may adversely affect the profitability of the companies. Additionally, the profitability of some of these companies may be dependent on a relatively limited number of products, and their products can become obsolete due to sector innovation, changes in technologies or other market developments.

Information Technology Companies Risk. Information technology companies face intense competition, potentially rapid product obsolescence, short product cycles, falling prices and profits, and competition from new market entrants.

Internet and Direct Marketing Retail Risk. Internet and Direct Marketing Retail companies provide retail services primarily on the Internet, through mail order, and TV home shopping retailers. These companies are dependent upon consumer spending, general economic conditions, the availability of disposable income, changing consumer tastes and preferences, and consumer demographics. These companies are subject to the risk that they will underperform as a whole due to legislative or regulatory changes, or increased government supervision.

Transaction and Payment Processing Services Companies Risk. Companies providing transaction and payment processing services and related payment services, including digital/mobile payment processors, payment service providers and gateways, and digital wallet providers are subject to

heightened cybersecurity risk and susceptible to technology or system failures which could result loss or theft of consumer data or funds.

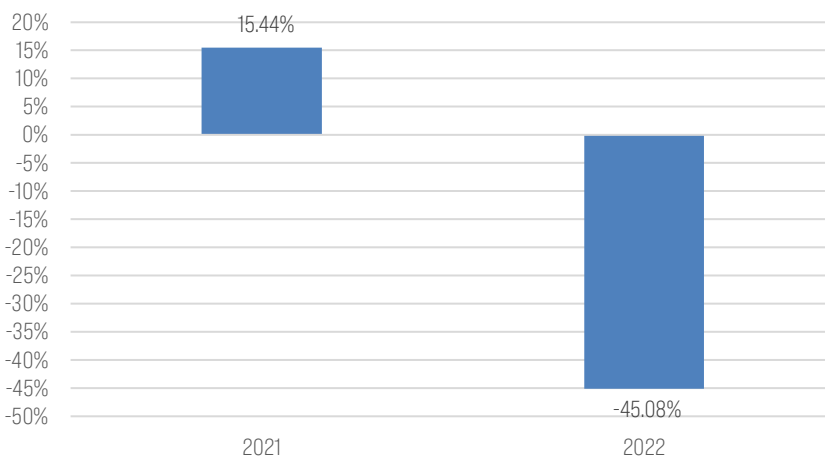
Underlying Fund Risk. Because the Fund may invest in other investment companies, including mutual funds, ETFs, closed-end funds or private funds, the value of your investment will fluctuate in response to the performance of the underlying funds. Investing in underlying funds involves certain additional expenses and certain tax results that would not arise if you invested directly in the underlying funds. By investing in underlying funds, you will bear not only your proportionate share of the Fund’s expenses (including operating costs and investment advisory and administrative fees), but also, indirectly, similar expenses and charges of the underlying funds, including any contingent deferred sales charges and redemption charges. Finally, you may incur increased tax liabilities by investing in the Fund rather than directly in the underlying funds. Each underlying fund is subject to specific risks, depending on the nature of its investment strategy, including liquidity risk and default risk on the assets held by the underlying fund.

Volatility Risk. The Fund’s performance may be volatile, which means that the Fund’s performance may be subject to substantial short-term changes up or down.

Performance

The bar chart and accompanying table shown below provide an indication of the risks of investing in the Fund. The bar chart shows the performance of its Class A shares for each full calendar year since the Fund’s Class A shares commenced operations. Although Class C, N and I shares have similar annual returns to Class A shares because the classes are invested in the same portfolio of securities, the returns for Class C, N and I shares are different from Class A shares because Class C, N and I shares have different expenses than Class A shares. The performance table shows how the average annual returns of the Class A, C, I and N shares compare over time with a broad-based equity market index, a broad-based technology sector index and a blend of technology sector indices. How the Fund has performed in the past (before and after taxes) is not necessarily an indication of how it will perform in the future. Updated performance information is available at no cost by calling 1-877-771-3836 and on the Fund’s website at www.eventidefunds.com.

Eventide Exponential Technologies Fund Class A Annual Total Return for the Year Ended December 31



Figures do not reflect sales charges. If they did, returns would be lower.

During the period shown in the bar chart, for the Class A shares, the highest return for a quarter was 14.05% (quarter ended June 30, 2021), and the lowest return for a quarter was (28.09)% (quarter ended June 30, 2022). The Fund's Class A year-to-date return as of September 30, 2023, was 14.79%.

Average Annual Total Returns (periods ended December 31, 2022)

	1 Year	Since inception (6/30/2020)
<i>Class A Shares</i>		
Return Before Taxes	(48.24)%	(2.29)%
Return After Taxes on Distributions	(48.24)%	(2.51)%
Return After Taxes on Distributions and Sale of Fund Shares	(28.56)%	(1.77)%
<i>Class C Shares</i>		
Return Before Taxes	(45.56)%	(0.72)%
<i>Class N Shares</i>		
Return Before Taxes	(45.08)%	0.05%
<i>Class I Shares</i>		
Return Before Taxes	(44.98)%	0.25%
S&P North American Technology Sector Industry Index (reflects no deduction for fees, expenses or taxes) ¹	(9.61)%	1.10%
Exponential Technologies Blended Index (reflects no deduction for fees, expenses or taxes) ²	(10.96)%	1.44%
S&P 500 Total Return Index (reflects no deduction for fees, expenses or taxes) ¹	(18.11)%	10.62%

1. The Fund has changed its primary benchmark from the S&P 500 Total Return Index to the S&P North American Technology Sector Industry Index because the S&P North American Technology Sector Industry Index better represents the Fund's investment strategy.

2. The Exponential Technologies Blended Index is comprised of 50% of the S&P North American Technology Software Index, 20% of the S&P Technology Hardware Select Industry Index, 20% of the Philadelphia Stock Exchange Semiconductor Index and 10% of the S&P 500 Communications Services Sector.

After-tax returns are calculated using the highest historical individual federal marginal income tax rate and do not reflect the impact of state and local taxes. Actual after-tax returns depend on a shareholder's tax situation and may differ from those shown. After-tax returns are not relevant for shareholders who hold Fund shares in tax-deferred accounts or to shares held by non-taxable entities. After-tax returns are only shown for Class A shares. After-tax returns for other share classes, which are not shown, will vary from those of Class A shares.

Adviser. Eventide Asset Management, LLC is the Fund's investment adviser.

Portfolio Manager. Anant Goel, Portfolio Manager and Senior Research Analyst of the Adviser, serves as the Portfolio Manager of the Fund. Mr. Goel has served the Fund in this capacity since the Fund commenced operations in June 2020.

Purchase and Sale of Fund Shares. The minimum initial investment in the Class A, Class C and Class N Shares of the Fund, as well as Class I shares purchased directly from the Fund, is \$1,000 for a regular account and for an IRA account, or \$100 for an automatic investment plan account. The minimum initial investment in Class I shares purchased through a financial intermediary is \$100,000 for all accounts. The minimum subsequent investment for each class of shares is \$50 for all accounts. You may purchase and redeem shares of the Fund on any day that the New York Stock Exchange is open. Redemptions requests may be made in writing, online, by telephone or through a financial intermediary to the Fund or the Fund's transfer agent and will be paid by check or wire transfer.

Tax Information. Dividends and capital gain distributions you receive from the Fund, whether you reinvest your distributions in additional Fund shares or receive them in cash, are taxable to you at either ordinary income or

capital gains tax rates unless you are investing through a tax-deferred plan. If you are investing in a tax-deferred plan, distributions may be taxable upon withdrawal from the plan.

Payments to Broker-Dealers and Other Financial Intermediaries. If you purchase the Fund through a broker-dealer or other financial intermediary (such as a bank), the Fund and its related companies may pay the intermediary for the sale of Fund shares and related services. These payments may create a conflict of interest by influencing the broker-dealer or other intermediary and your salesperson to recommend the Fund over another investment. Ask your salesperson or visit your financial intermediary's website for more information.

Eventide Core Bond Fund

Fund Summary

Investment Objective. The Fund's investment objective is total return consistent with income generation.

Fees and Expenses of the Fund. The tables describe the fees and expenses that you may pay if you buy, hold, and sell shares of the Fund. **You may pay other fees, such as brokerage commissions and other fees to financial intermediaries, which are not reflected in the table and Example below.** You may qualify for sales charge discounts on purchases of Class A shares if you and your family invest, or agree to invest in the future, at least \$50,000 in the Fund. More information about these and other discounts is available from your financial professional and is included in the section of the Fund's prospectus entitled **How to Buy Shares** on page 121 and **Appendix A – Intermediary-Specific Sales Charge Reductions and Waivers**, and in the sections of the Fund's Statement of Additional Information entitled **Reduction of Up-Front Sales Charge on Class A Shares** on page 69, and **Waivers of Up-Front Sales Charge on Class A Shares** on page 70.

Shareholder Fees

<i>Fees paid directly from your investment</i>	<i>Class A</i>	<i>Class C</i>	<i>Class N</i>	<i>Class I</i>
Maximum Sales Charge (Load) Imposed on Purchases (as a % of offering price)	5.75%	None	None	None
Maximum Deferred Sales Charge (Load) (as a % of the lesser of the NAV of the shares redeemed or the original purchase price)	1.00% ¹	1.00% ²	None	None
Maximum Sales Charge (Load) Imposed on Reinvested Dividends and other Distributions	None	None	None	None
Redemption Fee for Shares Redeemed by Wire Transfer	\$15	\$15	\$15	\$15

Annual Fund Operating Expenses

<i>Expenses that you pay each year as a percentage of the value of your investment</i>				
Management Fees	0.34%	0.34%	0.34%	0.34%
Distribution and/or Service (12b-1) Fees	0.25%	1.00%	0.20%	None
Other Expenses	0.47%	0.47%	0.47%	0.47%
Total Annual Fund Operating Expenses	1.06%	1.81%	1.01%	0.81%
Fee Waiver and/or Expense Reimbursement ³	(0.23)%	(0.23)%	(0.23)%	(0.23)%
Total Annual Fund Operating Expenses After Fee Waiver and/or Expense Reimbursement ³	0.83%	1.58%	0.78%	0.58%

- The maximum deferred sales charge on Class A shares (as a % of NAV at the time of purchase) applies only to purchases of \$1 million or more made without an initial sales charge and applies to shares sold within 18 months of purchase.*
- The maximum deferred sales charge on Class C shares (as a % of the lesser of NAV of the shares redeemed or the original purchase price) applies to shares sold within 12 months of purchase.*
- The Fund's adviser has contractually agreed to waive fees and/or reimburse expenses of the Fund to the extent necessary to limit operating expenses (excluding front-end or contingent deferred loads, taxes, leverage interest, brokerage commissions, expenses incurred in connection with any merger or reorganization, dividend expense on securities sold short, underlying fund fees and expenses or extraordinary expenses such as litigation) at 0.83%, 1.58%, 0.78% and 0.58% for Class A shares, Class C shares, Class N shares, and Class I shares, respectively, through October 31, 2024. This agreement may only be terminated by the Board of Trustees on 60 days' written notice to the adviser and upon the termination of the advisory agreement between Mutual Fund Series Trust (the "Trust") and the adviser. Fee waivers and expense reimbursements are subject to possible recoupment by the adviser from the Fund in future years on a rolling three-year basis (within the three years after the fees have been waived or reimbursed) if, after the recoupment is taken into account, such recoupment can be achieved within the lesser of the expense limitation in place at the time of waiver/reimbursement and the expense limitation in place at the time of recapture.*

Example of Hypothetical Fund Costs. This Example is intended to help you compare the cost of investing in the Fund with the cost of investing in other mutual funds. The Example assumes that you invest \$10,000 in the Fund for the time periods indicated and then hold or redeem all of your shares at the end of those periods. The Example only accounts for the Fund's expense limitation in place through its expiration period, October 31, 2024, and then depicts the Fund's total annual expenses thereafter. The Example also assumes that your investment has a 5% return each year and that the Fund's operating expenses remain the same. Although your actual costs may be higher or lower, based on these assumptions your costs would be:

	<i>1 Year</i>	<i>3 Years</i>	<i>5 Years</i>	<i>10 Years</i>
Class A	\$655	\$872	\$1,106	\$1,777
Class C – no redemption	\$161	\$548	\$960	\$2,110
Class C – with redemption	\$261	\$548	\$960	\$2,110
Class N	\$80	\$299	\$536	\$1,217
Class I	\$59	\$236	\$428	\$982

Portfolio Turnover. The Fund pays transaction costs, such as commissions, when it buys and sells securities (or “turns over” its portfolio). A higher portfolio turnover may indicate higher transaction costs and may result in higher taxes when Fund shares are held in a taxable account. These costs, which are not reflected in annual fund operating expenses or in the Example, affect the Fund’s performance. The portfolio turnover rate of the Fund for the fiscal year ended June 30, 2023 was 57% of the average value of its portfolio.

Principal Investment Strategies

The Fund seeks to achieve its objective through investments in income-producing securities issued by entities deemed by the Adviser to be serving well the needs of customers, employees, suppliers, communities, the environment, and society broadly. Income producing securities that the Fund may invest in include, but are not limited to, corporate bonds; preferred stocks, convertible debt and other hybrid securities that have debt and equity characteristics but are predominantly debt in nature; agency and non-agency residential and commercial mortgage-backed securities; asset-backed securities (including auto loans and leases, equipment loans and leases, and credit cards); green bonds (i.e., bonds that allow issuers to use proceeds for environmental projects); social bonds (i.e., bonds that allow issuers to use proceeds for social projects); sustainable bonds (i.e., bonds that are a combination of green and social bonds); government agency debt instruments; and municipal bonds (collectively, “Bonds”). Under normal circumstances, the Fund invests at least 80% of its net assets (plus borrowings for investment purposes) in Bonds.

The Fund may invest in Bonds of any maturity and, under normal market conditions, the Bonds held by the Fund have a weighted average duration between three years and nine years. Duration is a measure of the expected life of a fixed income instrument that is used to determine the sensitivity of a security’s price to changes in interest rates. Effective duration is a measure of the Fund’s portfolio duration adjusted for the anticipated effect of interest rate changes on bond and mortgage pre-payment rates. The longer a security’s duration, the more sensitive it will be to changes in interest rates. The more sensitive a security is to changes in interest rates, the higher its volatility risk. For example, if a bond has a duration of 5 years, a 1% rise in rates would result in approximately a 5% decline in the bond’s price. If a bond has a duration of 10 years, a 1% rise in interest rates would result in approximately a 10% decline in the bond’s price. The Fund invests predominantly in investment grade securities. With respect to both fixed income and equity securities, the Fund may invest in the securities of foreign entities and may invest in companies of any market capitalization.

Eventide uses its values-based screening process to analyze all potential investments for the company’s ability to operate with integrity and create value for customers, employees, and other stakeholders by reflecting the values described below. Eventide’s ethical values are inspired by the Christian faith and rooted in a biblical worldview. While few companies may reach these ideals in every area of their business, these principles articulate the Adviser’s highest expectations for the companies in which the Fund invests. The Adviser uses its values-based screening processes in connection with other fundamental research processes to establish the Fund’s eligible investment universe. Securities are generally ineligible for purchase within the Fund’s portfolio unless the Adviser believes that the values-based screens are met. The Adviser’s screening process for potential investments does not

apply relative weights between values-based factors and financial factors. There is no guarantee that the Adviser will be able to successfully screen out all companies that are inconsistent with the following principles which help to guide the Adviser's research and investment framework. Specifically, the Adviser seeks to invest in companies that reflect the following values:

- Respecting the value and freedom of all people: this includes the right to life at all stages and freedom from addictive behaviors caused by gambling, pornography, tobacco, and alcohol.
- Demonstrating a concern for justice and peace: this includes fair and ethical relationships with customers, suppliers, and business partners and avoiding products and services that promote weapons production and proliferation.
- Promoting family and community: this includes protecting children from violent forms of entertainment and serving low-income communities.
- Exhibiting responsible management practices: this includes fair dealing with employees, communities, competitors, suppliers, and customers as demonstrated by a company's record regarding litigation, regulatory actions against the company, and its record of providing products and services that improve the lives of people.
- Practicing environmental stewardship: this includes practices considered more sustainable than those of industry peers, reduction in environmental impact when compared to previous periods, and/or the use of more efficient and cleaner energy sources.

Consistent with the Adviser's values, the Fund may invest in securities that fund community development institutions and serve needs such as those of low-to-moderate income families and communities.

Investments that meet the Adviser's values criteria are analyzed by the Fund's investment sub-adviser, Boyd Watterson Asset Management, LLC (the "Sub-Adviser") for possible inclusion in the Fund's portfolio. The Sub-Adviser builds the Fund's portfolio based on macroeconomic trends and forecasts in economic growth, inflation expectations, and monetary policy. The Sub-Adviser strives to generate excess return through sector allocation (adjusting allocations across major sectors of the bond market based on assessments of fundamentals and current versus historical valuation relationships), duration management (holding securities to optimize interest rates), yield curve positioning (adjusting holdings to capitalize on expected changes in the Treasury yield curve), and security selection. The ability of the Sub-Adviser to deliver returns varies according to the economic and market environment. The Sub-Adviser's methods are intended to accumulate value over a full market cycle.

Securities may be sold when the Adviser or the Sub-Adviser believes that they no longer represent relatively attractive investment opportunities or when the Adviser believes the underlying company's practices are no longer consistent with the Adviser's values.

Principal Risks of Investing in the Fund

As with any mutual fund, there is no guarantee that the Fund will achieve its objective. Investment markets are unpredictable and there will be certain market conditions where the Fund will not meet its investment objective and will lose money. The Fund's net asset value and returns will vary and you could lose money on your investment in the Fund and those losses could be significant.

The following summarizes the principal risks of investing in the Fund. These risks could adversely affect the net asset value, total return and the value of the Fund and your investment.

Asset-Backed and Mortgage-Backed Security Risk. When the Fund invests in asset-backed securities, mortgage-backed securities or collateralized mortgage obligations, the Fund is subject to the risk that, if the issuer fails to pay interest or repay principal, the assets backing these securities may not be sufficient to support payments on the securities.

Mortgage-backed securities represent participating interests in pools of residential mortgage loans, some of which are guaranteed by the U.S. government, its agencies or instrumentalities. However, the guarantee of these types of securities relates to the principal and interest payments and not the market value of such securities. In addition, the guarantee only relates to the mortgage-backed securities held by a Fund and not the purchase of shares of the Fund. Mortgage-backed securities do not have a fixed maturity and their expected maturities may vary when interest rates rise or fall.

Commercial mortgage-backed securities (“CMBS”) are subject to credit risk because underlying loan borrowers may default. Subordinate tranches of CMBS are more sensitive to defaults. Previously non-defaulting borrowers may not be able to refinance their loans when due, resulting in higher default rates. CMBS, in general, may become illiquid. Recently, hospitality, retail, and office properties have become subject to heightened vacancy rates and an accompanying increase in the risk of default.

Mortgage-backed securities issued or guaranteed by private issuers are also known as “non-agency MBS.” Non-agency MBS generally are a greater credit risk than MBS issued by the U.S. government, and the market for non-agency MBS is smaller and may be less liquid than the market for government MBS.

Changing Fixed Income Market Conditions Risk. Future interest rate increases could cause the value of any Fund that invests in fixed income securities to decrease. Federal Reserve policy changes may expose fixed-income and related markets to heightened volatility and may reduce liquidity for certain Fund investments, which could cause the value of the Fund’s investments and share price to decline. To the extent the Fund experiences high redemptions because of these policy changes, the Fund may experience increased portfolio turnover, which will increase the costs the Fund incurs and may lower its performance. Furthermore, if rising interest rates cause the Fund to lose enough value, the Fund could also face increased shareholder redemptions, which could force the Fund to liquidate investments at disadvantageous times or prices, therefore adversely affecting the Fund. In addition, decreases in fixed income dealer market-making capacity may persist in the future, potentially leading to decreased liquidity and increased volatility in the fixed income markets.

Convertible Securities Risk. Convertible securities are hybrid securities that have characteristics of both fixed income and equity securities and are subject to risks associated with both fixed income and equity securities. The market value of convertible securities and other debt securities tends to fall when prevailing interest rates rise. The value of convertible securities also tends to change whenever the market value of the underlying common or preferred stock fluctuates.

Credit Risk. Credit risk is the risk that an issuer of a security will fail to pay principal and interest in a timely manner, reducing the Fund’s total return. The Fund may invest in high-yield, high-risk securities, commonly called “junk bonds,” that are not investment grade and are generally considered speculative because they present a greater risk of loss, including default, than higher quality debt securities.

Duration Risk. Longer-term securities may be more sensitive to interest rate changes. Rising interest rates pose a heightened risk to the Fund’s longer-term fixed income securities. Effective duration estimates price changes for

relatively small changes in rates. If rates rise significantly, effective duration may tend to understate the drop in a security's price. If rates drop significantly, effective duration may tend to overstate the rise in a security's price.

Ethical Investment Risk. The Fund's ethical values screening criteria could cause it to underperform similar funds that do not have such screening criteria. This could be due to ethically acceptable companies falling out of favor with investors or failing to perform as well as companies that do not meet the Fund's ethical screening guidelines.

Extension Risk. If interest rates rise, repayments of principal on certain debt securities, including, but not limited to, floating rate loans and mortgage-related securities, may occur at a slower rate than expected and the expected maturity of those securities could lengthen as a result. Securities that are subject to extension risk generally have a greater potential for loss when prevailing interest rates rise, which could cause their values to fall sharply.

Fixed Income Risk. When the Fund invests in fixed income securities, the value of your investment in the Fund will fluctuate with changes in interest rates. Typically, a rise in interest rates causes a decline in the value of fixed income securities owned by the Fund. In general, the market price of fixed income securities with longer maturities will increase or decrease more in response to changes in interest rates than shorter-term securities. Other risk factors include credit risk (the debtor may default), extension risk (an issuer may exercise its right to repay principal on a fixed rate obligation held by the Fund later than expected), and prepayment risk (the debtor may pay its obligation early, reducing the amount of interest payments). These risks could affect the value of a particular investment by the Fund, possibly causing the Fund's share price and total return to be reduced and fluctuate more than other types of investments.

Foreign Securities Risk. Since the Fund's investments may include foreign securities, the Fund is subject to risks beyond those associated with investing in domestic securities. The value of foreign securities is subject to currency fluctuations. Foreign companies are generally not subject to the same regulatory requirements of U.S. companies thereby resulting in less publicly available information about these companies. In addition, foreign investing involves other risks not typically associated with U.S. investments, including adverse political, social and economic developments, less liquidity, greater volatility, less developed or less efficient trading markets, political instability and differing accounting, auditing, financial reporting and legal standards.

Income Risk. Income risk is the risk that the income from the Fund's portfolio will decline because of falling market interest rates. This can result when the Fund invests the proceeds from new share sales, or from matured or called bonds, at market interest rates that are below the portfolio's current earnings rate.

Interest Rate Risk. Changes in short-term market interest rates will directly affect the yield on the shares of a fund whose investments are normally invested in floating rate debt. If short-term market interest rates fall, the yield on the Fund's shares will also fall. Conversely, when short-term market interest rates rise, because of the lag between changes in such short-term rates and the resetting of the floating rates on the floating rate debt in the Fund's portfolio, the impact of rising rates will be delayed to the extent of such lag. Rising interest rates pose a heightened risk to the Fund's longer-term fixed income securities.

Junk Bond Risk. Lower-quality bonds, known as "high yield" or "junk" bonds, present greater risk than bonds of higher quality, including an increased risk of default. An economic downturn or period of rising interest rates could adversely affect the market for these bonds and reduce the Fund's ability to sell its bonds. The lack of a liquid market for these bonds could decrease the Fund's share price.

Large Capitalization Company Risk. Large capitalization companies may be less able than smaller capitalization companies to adapt to changing market conditions. Large capitalization companies may be more mature and subject to more limited growth potential compared with smaller capitalization companies. During different market cycles, the performance of large capitalization companies has trailed the overall performance of the broader securities markets.

Liquidity Risk. Some investments held by the Fund may be difficult to sell, or illiquid, particularly during times of market turmoil. Illiquid investments may also lack a readily observable or market-corroborated price and be difficult to value. If the Fund is forced to sell an illiquid asset to meet redemption requests or other cash needs, the Fund may be forced to sell at an unexpected loss.

Management Risk. The portfolio managers' judgments about the attractiveness, value and potential appreciation of particular stocks or other securities in which the Fund invests may prove to be incorrect and there is no guarantee that the portfolio managers' judgment will produce the desired results.

Market Risk. Overall stock market risks may also affect the value of the Fund. Factors such as domestic and/or foreign economic growth and market conditions, interest rate levels, political events and terrorism affect the securities markets.

Medium (Mid) Capitalization Company Risk. To the extent the Fund invests in the securities of mid-sized companies, the Fund may be subject to additional risks. The earnings and prospects of these companies are more volatile than larger companies. These companies may experience higher failure rates than larger companies. Mid-sized companies normally have a lower trading volume than larger companies, which may tend to make their market price fall more disproportionately than larger companies in response to selling pressures. Mid-sized companies may also have limited markets, product lines or financial resources and may lack management experience.

Municipal Bond Risk. The value of municipal bonds may fluctuate as a result of changes in the cash flows generated by the revenue source(s), changes in the priority of the municipal obligation to receive the cash flows generated by the revenue source(s), or changes in federal tax laws or the activity of an issuer which may adversely affect the tax-exempt status of municipal bonds.

Preferred Stock Risk. Dividends on preferred stocks are generally payable at the discretion of the issuer's board of directors and Fund shareholders may lose money if dividends are not paid. Preferred stock prices may fall if interest rates rise or the issuer's creditworthiness becomes impaired. Preferred stocks are susceptible to general stock market fluctuations and to volatile increases and decreases in value as market confidence in and perceptions of their issuers change.

Prepayment Risk. The Fund may invest in debt securities that may be paid off early when the issuer of a debt security can repay the principal prior to a security's maturity. If interest rates are falling, the Fund may have to reinvest the unanticipated proceeds at lower interest rates, resulting in a decline in the Fund's income.

Security Risk. The value of the Fund may decrease in response to the activities and financial prospects of an individual security in the Fund's portfolio.

Smaller Capitalization Company Risk. Smaller-sized companies may experience higher failure rates than larger companies and normally have a lower trading volume than larger companies, which may tend to make their market price fall more disproportionately than larger companies in response to selling pressures and companies may have limited markets, product lines or financial resources and lack management experience.

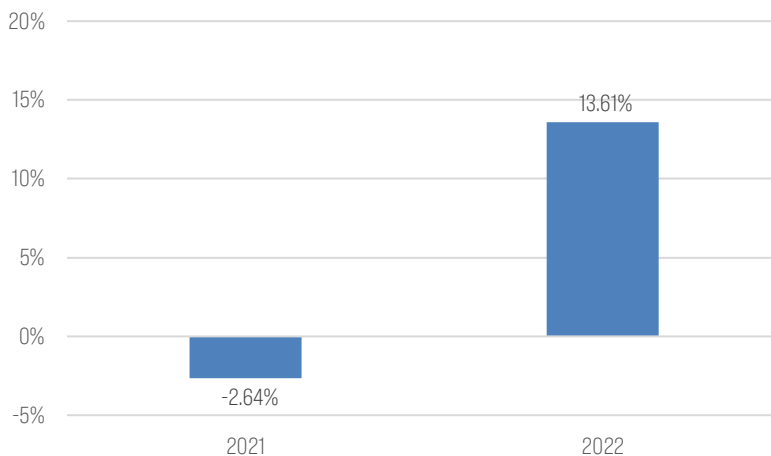
Sovereign Debt Risk. Investment in sovereign debt obligations involves special risks not present in corporate debt obligations. The issuer of the sovereign debt or the governmental authorities that control the repayment of the debt may be unable or unwilling to repay principal or interest when due, and the Fund may have limited recourse in the event of a default.

U.S. Agency Securities Risk. The Fund's investments in securities issued or guaranteed by federal agencies and U.S. government sponsored entities may or may not be backed by the full faith and credit of the U.S. government.

Performance

The bar chart and accompanying table shown below provide an indication of the risks of investing in the Fund. The bar chart shows the performance of its Class A shares for each full calendar year since the Fund's Class A shares commenced operations. Although Class C, N and I shares have similar annual returns to Class A shares because the classes are invested in the same portfolio of securities, the returns for Class C, N and I shares are different from Class A shares because Class C, N and I shares have different expenses than Class A shares. The performance table shows how the average annual returns of the Class A, C, I and N shares compare over time with a broad-based bond market index. How the Fund has performed in the past (before and after taxes) is not necessarily an indication of how it will perform in the future. Updated performance information is available at no cost by calling 1-877-771-3836 and on the Fund's website at www.eventidefunds.com.

Eventide Core Bond Fund Class A Annual Total Returns for the Year Ended December 31



Figures do not reflect sales charges. If they did, returns would be lower.

During the period shown in the bar chart, for the Class A shares, the highest return for a quarter was 1.82% (quarter ended June 30, 2021), and the lowest return for a quarter was (6.31)% (quarter ended March 31, 2022). The Fund's Class A year-to-date return as of September 30, 2023, was (1.47)%.

Average Annual Total Returns (periods ended December 31, 2022)

	1 Year	Since inception (7/31/2020)
<i>Class A Shares</i>		
Return Before Taxes	(18.61)%	(9.29)%
Return After Taxes on Distributions	(19.21)%	(9.70)%
Return After Taxes on Distributions and Sale of Fund Shares	(11.01)%	(7.11)%
<i>Class C Shares</i>		
Return Before Taxes	(14.23)%	(7.73)%
<i>Class N Shares</i>		
Return Before Taxes	(13.65)%	(7.04)%
<i>Class I Shares</i>		
Return Before Taxes	(13.25)%	(6.80)%
Bloomberg U.S. Aggregate Bond Index (reflects no deduction for fees, expenses or taxes)	(13.01)%	(6.28)%

After-tax returns are calculated using the highest historical individual federal marginal income tax rate and do not reflect the impact of state and local taxes. Actual after-tax returns depend on a shareholder's tax situation and may differ from those shown. After-tax returns are not relevant for shareholders who hold Fund shares in tax-deferred accounts or to shares held by non-taxable entities. After-tax returns are only shown for Class A shares. After-tax returns for other share classes, which are not shown, will vary from those of Class A shares.

Adviser. Eventide Asset Management, LLC is the Fund's investment adviser.

Sub-Adviser. Boyd Watterson Asset Management, LLC is the Fund's investment sub-adviser.

Portfolio Managers. Christopher Grogan, CFA, Director of Investment Consulting, and Portfolio Manager of the Adviser, serves as a Co-Portfolio Manager of the Fund. Mr. Grogan has served the Fund in this capacity since April 2023. Mr. Grogan provides oversight of the Sub-Adviser. The Sub-Adviser manages assets of the Fund at the direction of the Adviser.

David M. Dirk, CFA, Director of Portfolio Management and Trading of the Sub-Adviser, has served as a Co-Portfolio Manager of the Fund since the Fund commenced operations in May 2020.

Mr. Grogan and Mr. Dirk are jointly and primarily responsible for the day-to-day management of the Fund.

Purchase and Sale of Fund Shares. The minimum initial investment in the Class A, Class C and Class N Shares of the Fund, as well as Class I shares purchased directly from the Fund, is \$1,000 for a regular account and for an IRA account, or \$100 for an automatic investment plan account. The minimum initial investment in Class I shares purchased through a financial intermediary is \$100,000 for all accounts. The minimum subsequent investment for each class of shares is \$50 for all accounts. You may purchase and redeem shares of the Fund on any day that the New York Stock Exchange is open. Redemptions requests may be made in writing, online, by telephone or through a financial intermediary to the Fund or the Fund's transfer agent and will be paid by check or wire transfer.

Tax Information. Dividends and capital gain distributions you receive from the Fund, whether you reinvest your distributions in additional Fund shares or receive them in cash, are taxable to you at either ordinary income or capital gains tax rates unless you are investing through a tax-deferred plan. If you are investing in a tax-deferred plan, distributions may be taxable upon withdrawal from the plan.

Payments to Broker-Dealers and Other Financial Intermediaries. If you purchase the Fund through a broker-dealer or other financial intermediary (such as a bank), the Fund and its related companies may pay the intermediary for the sale of Fund shares and related services. These payments may create a conflict of interest by influencing the broker-dealer or other intermediary and your salesperson to recommend the Fund over another investment. Ask your salesperson or visit your financial intermediary's website for more information.

Eventide Large Cap Focus Fund

Fund Summary

Investment Objective. The Eventide Large Cap Focus Fund (the “Focus Fund” or the “Fund”) seeks to provide long-term capital appreciation.

Fees and Expenses of the Fund. The tables describe the fees and expenses that you may pay if you buy, hold, and sell shares of the Fund. **You may pay other fees, such as brokerage commissions and other fees to financial intermediaries, which are not reflected in the table and Example below.** You may qualify for sales charge discounts on purchases of Class A shares if you and your family invest, or agree to invest in the future, at least \$50,000 in the Fund. More information about these and other discounts is available from your financial professional and is included in the section of the Fund’s prospectus entitled **How to Buy Shares** on page 121 and **Appendix A: Intermediary-Specific Sales Charge Reductions and Waivers**, and in the sections of the Fund’s Statement of Additional Information entitled **Reduction of Up-Front Sales Charge on Class A Shares** on page 69, and **Waivers of Up-Front Sales Charge on Class A Shares** on page 70.

Shareholder Fees

<i>Fees paid directly from your investment</i>	<i>Class A</i>	<i>Class C</i>	<i>Class N</i>	<i>Class I</i>
Maximum Sales Charge (Load) Imposed on Purchases (as a % of offering price)	5.75%	None	None	None
Maximum Deferred Sales Charge (Load) (as a % of the lesser of the NAV of the shares redeemed or the original purchase price)	1.00% ¹	1.00% ²	None	None
Maximum Sales Charge (Load) Imposed on Reinvested Dividends and other Distributions	None	None	None	None
Redemption Fee for Shares Redeemed by Wire Transfer	\$15	\$15	\$15	\$15

Annual Fund Operating Expenses

<i>Expenses that you pay each year as a percentage of the value of your investment</i>				
Management Fees	0.73%	0.73%	0.73%	0.73%
Distribution and/or Service (12b-1) Fees	0.25%	1.00%	0.20%	None
Other Expenses	1.91%	1.91%	1.91%	1.91%
Acquired Fund Fees and Expenses ³	0.01%	0.01%	0.01%	0.01%
Total Annual Fund Operating Expenses	2.90%	3.65%	2.85%	2.65%
Fee Waiver/Expense Reimbursement ⁴	(1.70)%	(1.70)%	(1.70)%	(1.70)%
Total Annual Fund Operating Expenses After Fee Waiver/Expense Reimbursement	1.20%	1.95%	1.15%	0.95%

- 1. The maximum deferred sales charge on Class A shares (as a % of NAV at the time of purchase) applies only to purchases of \$1 million or more made without an initial sales charge and applies to shares sold within 18 months of purchase.*
- 2. The maximum deferred sales charge on Class C shares (as a % of the lesser of NAV of the shares redeemed or the original purchase price) applies to shares sold within 12 months of purchase.*
- 3. Acquired Fund Fees and Expenses are the indirect costs of investing in other investment companies. The total annual fund operating expenses in this fee table will not correlate to the expense ratio in the Fund’s financial highlights because the financial statements include only the direct operating expenses incurred by the Fund, not the indirect costs of investing in other investment companies.*
- 4. The Fund’s adviser has contractually agreed to waive fees and/or reimburse expenses of the Fund to the extent necessary to limit operating expenses (excluding front-end or contingent deferred loads, taxes, leverage interest, brokerage commissions, expenses incurred in connection with any merger or reorganization, dividend expense on securities sold short, underlying fund fees and expenses or extraordinary expenses such as litigation) at 1.19%, 1.94%, 1.14% and 0.94% for Class A shares, Class C shares, Class N shares, and Class I shares, respectively, through October 31, 2024. This agreement may only be terminated by the Board of Trustees on 60 days’ written notice to the adviser and upon the termination of the advisory agreement between Mutual Fund Series Trust (the “Trust”) and the adviser. Fee waivers and expense reimbursements are subject to possible recoupment by the adviser from the Fund in future years on a rolling three-year basis (within the three years after the fees have been waived or reimbursed) if, after the recoupment is taken into account, such recoupment can be achieved within the lesser of the expense limitation in place at the time of waiver/reimbursement and the expense limitation in place at the time of recapture.*

Example of Hypothetical Fund Costs. This Example is intended to help you compare the cost of investing in the Fund with the cost of investing in other mutual funds. The Example assumes that you invest \$10,000 in the Fund for the time periods indicated and then redeem or hold all of your shares at the end of those periods. The Example only accounts for the Fund's expense limitation in place through its expiration period, October 31, 2024, and then depicts the Fund's total annual expenses thereafter. The Example also assumes that your investment has a 5% return each year and that the Fund's operating expenses remain the same. Although your actual costs may be higher or lower, based on these assumptions your costs would be:

	<i>1 Year</i>	<i>3 Years</i>	<i>5 Years</i>	<i>10 Years</i>
Class A	\$691	\$1,271	\$1,875	\$3,502
Class C – no redemption	\$198	\$962	\$1,745	\$3,799
Class C – with redemption	\$298	\$962	\$1,745	\$3,799
Class N	\$118	\$723	\$1,355	\$3,057
Class I	\$97	\$663	\$1,255	\$2,861

Portfolio Turnover. The Fund pays transaction costs, such as commissions, when it buys and sells securities (or “turns over” its portfolio). A higher portfolio turnover may indicate higher transaction costs and may result in higher taxes when Fund shares are held in a taxable account. These costs, which are not reflected in annual fund operating expenses or in the Example, affect the Fund's performance. The portfolio turnover rate of the Fund for the fiscal period ended June 30, 2023 was 48% of the average value of its portfolio.

Principal Investment Strategies

The Fund seeks to achieve its investment objective by primarily investing in a broad range of equity securities of large capitalization companies. The Fund's investment adviser, Eventide Asset Management, LLC (“Eventide” or the “Adviser”), utilizes a fundamental “bottom-up” analysis to evaluate investments for inclusion in the Fund's portfolio and seeks to identify and invest the Fund's assets in companies capable of sustaining and/or increasing profitability and/or revenue growth and that serve well the needs of customers, employees, suppliers, communities, the environment, and society broadly. Equity securities that the Fund may invest in include, but are not limited to, common stocks (including American Depositary Receipts (“ADRs”)), yieldcos, (e.g., dividend growth-oriented public companies created by a parent company, which bundles renewable and/or conventional long-term contracted operating assets, such as solar and wind power, in order to generate cash flow), real estate investment trusts (“REITs”), convertible bonds, preferred stocks, and master limited partnerships (“MLPs”). Under normal market conditions, the Fund invests at least 80% of its net assets in large capitalization companies. The Fund considers its investment in derivatives, based on their marked to market value, when determining its compliance with this test. Large capitalization companies are defined as companies with market capitalizations at the time of purchase in the range of those market capitalizations of companies included in the S&P 500 Index (the “Index”). The capitalization range of the Index is between \$4.0 billion and \$2.7 trillion as of September 29, 2023. The size of the companies included in the Index will change with market conditions.

The Fund may Invest without limitation in securities in companies domiciled outside the United States either directly or through ADRs. The Fund may invest a substantial portion of its assets in the stock of companies in one or more sectors of the economy, such as the technology, industrial, consumer discretionary and healthcare sectors. The Fund concentrates investments in the software and semiconductor industries by investing, under normal circumstances, over 25% of its assets in companies in this group of industries. The Fund is classified as “non-diversified” for purposes of the Investment Company Act of 1940, as amended (the “1940 Act”), which means that it

is not limited by the 1940 Act with regard to the portion of its assets that may be invested in the securities of a single issuer.

The Fund may invest in private companies and other companies whose shares may have legal or contractual restrictions on resale or are otherwise illiquid (“Illiquid Investments”). The Fund will not invest more than 15% of the Fund’s net assets in these Illiquid Investments. The Adviser may use options strategies, such as puts and covered calls on individual securities, as well as options on securities indices, to generate income, to reduce portfolio volatility, or to reduce downside risk when the Adviser believes adverse market, political or other conditions are likely. The Adviser may also utilize a combination of puts and/or calls on the same security (sometimes referred to as “straddles,” “collars” or “spreads”) or utilize puts and calls on related securities.

Eventide uses its values-based screening process to analyze all potential investments for the company’s ability to operate with integrity and create value for customers, employees, and other stakeholders by reflecting the values described below. Eventide’s ethical values are inspired by the Christian faith and rooted in a biblical worldview. While few companies may reach these ideals in every area of their business, these principles articulate the Adviser’s highest expectations for the companies in which the Fund invests. The Adviser uses its values-based screening processes in connection with other fundamental research processes to establish the Fund’s eligible investment universe. Securities are generally ineligible for purchase within the Fund unless the Adviser believes that the values-based screens are met. The Adviser’s screening process for potential investments does not apply relative weights between values-based factors and financial factors. There is no guarantee that the Adviser will be able to successfully screen out all companies that are inconsistent with the following principles which help to guide the Adviser’s research and investment framework. Specifically, the Adviser seeks to invest in companies that reflect the following values:

- Respecting the value and freedom of all people: this includes the right to life at all stages and freedom from addictive behaviors caused by gambling, pornography, tobacco, and alcohol.
- Demonstrating a concern for justice and peace: this includes fair and ethical relationships with customers, suppliers, and business partners and avoiding products and services that promote weapons production and proliferation.
- Promoting family and community: this includes protecting children from violent forms of entertainment and serving low-income communities.
- Exhibiting responsible management practices: this includes fair dealing with employees, communities, competitors, suppliers, and customers as demonstrated by a company’s record regarding litigation, regulatory actions against the company, and its record of providing products and services that improve the lives of people.
- Practicing environmental stewardship: this includes practices considered more sustainable than those of industry peers, reduction in environmental impact when compared to previous periods, and/or the use of more efficient and cleaner energy sources.

Consistent with the Adviser’s values, the Fund may invest in securities that fund community development institutions and serve needs such as those of low-to-moderate income families and communities.

Securities may be sold when the Adviser believes that they no longer represent relatively attractive investment opportunities or when the Adviser believes the underlying company is no longer consistent with the Adviser’s values.

Principal Risks of Investing in the Fund

As with any mutual fund, there is no guarantee that the Fund will achieve its objective. Investment markets are unpredictable and there will be certain market conditions where the Fund will not meet its investment objective and will lose money. The Fund's net asset value and returns will vary and you could lose money on your investment in the Fund and those losses could be significant.

The following summarizes the principal risks of investing in the Fund. These risks could adversely affect the net asset value, total return and the value of the Fund and your investment.

ADRs Risk. ADRs, which are typically issued by a bank, are certificates that evidence ownership of shares of a foreign company and are alternatives to purchasing foreign securities directly in their national markets and currencies. ADRs are subject to the same risks as direct investment in foreign companies and involve risks that are not found in investments in U.S. companies. Although an ADR is priced in the U.S. dollar, movements in the exchange rate of the local currency versus the U.S. dollar are automatically reflected in the price of the ADR in US dollars. Therefore, even if the price of the foreign security does not change on its market, if the exchange rate of the local currency relative to the U.S. Dollar declines, the ADR price would decline by a similar measure.

Convertible Securities Risk. Convertible securities are hybrid securities that have characteristics of both fixed income and equity securities and are subject to risks associated with both fixed income and equity securities. The market value of convertible securities and other debt securities tends to fall when prevailing interest rates rise. The value of convertible securities also tends to change whenever the market value of the underlying common or preferred stock fluctuates.

Equity Security Risk. Common and preferred stocks are susceptible to general stock market fluctuations and to volatile increases and decreases in value as market confidence in and perceptions of their issuers change. Warrants and rights may expire worthless if the price of a common stock is below the conversion price of the warrant or right. Convertible bonds may decline in value if the price of a common stock falls below the conversion price. Investor perceptions are based on various and unpredictable factors, including expectations regarding government, economic, monetary and fiscal policies; inflation and interest rates; economic expansion or contraction and global or regional political, economic and banking crises.

Ethical Investment Risk. The Fund's ethical values screening criteria could cause it to underperform similar funds that do not have such screening criteria. This could be due to ethically acceptable companies falling out of favor with investors or failing to perform as well as companies that do not meet the Fund's ethical screening guidelines.

Foreign Securities Risk. Since the Fund's investments may include ADRs and foreign securities, the Fund is subject to risks beyond those associated with investing in domestic securities. The value of foreign securities is subject to currency fluctuations. Foreign companies are generally not subject to the same regulatory requirements of U.S. companies thereby resulting in less publicly available information about these companies. In addition, foreign investing involves other risks not typically associated with U.S. investments, including adverse political, social and economic developments, less liquidity, greater volatility, less developed or less efficient trading markets, political instability and differing accounting, auditing, financial reporting and legal standards.

Growth Stock Risk. “Growth” stocks can react differently to issuer, political, market, and economic developments than the market as a whole and other types of stocks. “Growth” stocks also tend to be more expensive relative to their earnings or assets compared to other types of stocks. As a result, “growth” stocks tend to be sensitive to changes in their earnings and more volatile in price than the stock market as a whole. In addition, companies that the Adviser believes have significant growth potential are often companies with new, limited or cyclical product lines, markets or financial resources and the management of such companies may be dependent upon one or a few key people. The stocks of such companies can therefore be subject to more abrupt or erratic market movements than stocks of larger, more established companies or the stock market in general.

Hedging Risk. Hedging is a strategy in which the Fund uses a derivative to offset the risks associated with other Fund holdings. There can be no assurance that the Fund’s hedging strategy will reduce risk or that hedging transactions will be either available or cost effective. The Fund is not required to use hedging and may choose not to do so.

Industry Concentration Risk. The Fund may be susceptible to an increased risk of loss, including losses due to adverse occurrences affecting the Fund more than the market as a whole, because the Fund’s investments are concentrated in the semiconductor and software industries.

Semiconductor Industry Risk. Semiconductor companies face intense competition, both domestically and internationally, and such competition may have an adverse effect on profit margins. Semiconductor companies may have limited product lines, markets, financial resources or personnel. The products of semiconductor companies may face obsolescence due to rapid technological developments and frequent new product introduction, unpredictable changes in growth rates and competition for the services of qualified personnel. Capital equipment expenditures could be substantial, and equipment generally suffers from rapid obsolescence. Companies in the semiconductor industry are heavily dependent on patent and intellectual property rights. The loss or impairment of these rights would adversely affect the profitability of these companies.

Software Industry Risk. Software companies can be significantly affected by competitive pressures, aggressive pricing, technological developments, changing domestic demand, the ability to attract and retain skilled employees and availability and price of components. The market for products produced by software companies is characterized by rapidly changing technology, rapid product obsolescence, cyclical market patterns, evolving industry standards and frequent new product introductions.

Large Capitalization Company Risk. Large capitalization companies may be less able than smaller capitalization companies to adapt to changing market conditions. Large capitalization companies may be more mature and subject to more limited growth potential compared with smaller capitalization companies. During different market cycles, the performance of large capitalization companies has trailed the overall performance of the broader securities markets.

Limited History of Operations Risk. The Fund has a limited history of operations for investors to evaluate.

Liquidity Risk. Some securities held by the Fund may be difficult to sell, or illiquid, particularly during times of market turmoil. Illiquid investments may also lack a readily observable or market-corroborated price and be difficult to value. If the Fund is forced to sell an illiquid asset to meet redemption requests or other cash needs, the Fund may be forced to sell at an unexpected loss.

Management Risk. The portfolio managers' judgments about the attractiveness, value and potential appreciation of particular securities in which the Fund invests may prove to be incorrect and there is no guarantee that the portfolio managers' judgments will produce the desired results.

Market Risk. Overall stock or bond market volatility may also affect the value of the Fund. Factors such as domestic and/or foreign economic growth and market conditions, interest rate levels and political events and terrorism affect the securities markets.

MLP and MLP-Related Securities. Investments in MLPs and MLP-related securities involve risks different from those of investing in common stock including risks related to limited control and limited rights to vote on matters affecting the MLP or MLP-related security, risks related to potential conflicts of interest between an MLP and the MLP's general partner, cash flow risks, dilution risks (which could occur if the MLP raises capital and then invests it in projects whose return fails to exceed the cost of capital raised) and risks related to the general partner's limited call right. MLPs and MLP-related securities are generally considered interest-rate sensitive investments. During periods of interest rate volatility, these investments may not provide attractive returns. During periods of rising interest rates, the use of MLPs or MLP-related securities could hinder the overall performance of the Fund.

MLP Tax Risk. MLPs, typically, do not pay U.S. federal income tax at the partnership level. Instead, each partner is allocated a share of the partnership's income, gains, losses, deductions and expenses. A change in current tax law or in the underlying business mix of a given MLP could result in an MLP being treated as a corporation for U.S. federal income tax purposes, which would result in such MLP being required to pay U.S. federal income tax on its taxable income. The classification of an MLP as a corporation for U.S. federal income tax purposes would have the effect of reducing the amount of cash available for distribution by the MLP. Thus, if any of the MLPs owned by the Fund were treated as corporations for U.S. federal income tax purposes, it could result in a reduction of the value of your investment in the Fund and lower income, as compared to an MLP that is not taxed as a corporation.

Non-Diversification Risk. Because a relatively high percentage of a non-diversified fund's assets may be invested in the securities of a limited number of companies that could be in the same or related economic sectors, the Fund's portfolio may be more susceptible to any single economic, technological or regulatory occurrence than the portfolio of a diversified fund.

Options Market Risk. Markets for options and options on futures may not always operate on a fair and orderly basis. At times, prices for options and options on futures may not represent fair market value and prices may be subject to manipulation, which may be extreme under some circumstances. The dysfunction and manipulation of volatility and options markets may make it difficult for the Fund to effectively implement its investment strategy and achieve its objectives and could potentially lead to significant losses.

Options Risk. As the seller (writer) of a covered call option, the Fund assumes the risk of a decline in the market price of the underlying security below the purchase price of the underlying security less the premium received and gives up the opportunity for gain on the underlying security above the exercise option price. As the buyer of a put or call option, the Fund risks losing the entire premium invested in the option if the Fund does not exercise the option. As the seller (writer) of a put option, the Fund will lose money if the value of the security falls below the strike price. The use of derivative instruments, such as options, involves risks different from, or possibly greater than, the risks associated with investing directly in securities and other traditional investments, including the risk that the counterparty to an options transaction may not fulfill its contractual obligations.

Preferred Stock Risk. Dividends on preferred stocks are generally payable at the discretion of the issuer's board of directors and Fund shareholders may lose money if dividends are not paid. Preferred stock prices may fall if interest rates rise or the issuer's creditworthiness becomes impaired.

Real Estate and REIT Risk. Investing in REITs involves certain unique risks in addition to those risks associated with investing in the real estate industry in general. Equity REITs may be affected by changes in the value of the underlying property owned by the REITs, while mortgage REITs may be affected by the quality of any credit extended.

Sector Exposure Risk. The Fund may focus its investments in securities of a particular sector. Economic, legislative or regulatory developments may occur that significantly affect the sector. This may cause the Fund's net asset value to fluctuate more than that of a fund that does not focus in a particular sector.

Consumer Discretionary Sector Risk. The success of consumer product manufacturers and retailers is tied closely to the performance of domestic and international economies, interest rates, exchange rates, competition, consumer confidence, changes in demographics and consumer preferences. Companies in the consumer discretionary sector depend heavily on disposable household income and consumer spending and may be strongly affected by social trends and marketing campaigns. These companies may be subject to severe competition, which may have an adverse impact on their profitability.

Healthcare & Life Sciences Sector Risk. Companies in the healthcare and life sciences sectors may be heavily dependent on clinical trials with uncertain outcomes and decisions made by the governments and regulatory authorities. Further, these companies are dependent on patent protection, and the expiration of patents may adversely affect the profitability of the companies. Additionally, the profitability of some healthcare and life sciences companies may be dependent on a relatively limited number of products, and their products can become obsolete due to sector innovation, changes in technologies or other market developments.

Industrial Sector Risk. Industrial companies are affected by supply and demand both for their specific product or service and for industrial sector products in general. Government regulation, world events, exchange rates and economic conditions, technological developments and liabilities for environmental damage and general civil liabilities will likewise affect the performance of these companies.

Technology Sector Risk. Technology companies face intense competition, both domestically and internationally, which may have an adverse effect on profit margins. Technology companies may have limited product lines, markets, financial resources or personnel. The products of technology companies may face obsolescence due to rapid technological developments and frequent new product introduction, unpredictable changes in growth rates and competition for the services of qualified personnel. Companies in the technology sector are heavily dependent on patent and intellectual property rights. The loss or impairment of these rights may adversely affect the profitability of these companies.

Security Risk. The value of the Fund may decrease in response to the activities and financial prospects of an individual security in the Fund's portfolio. There can be no guarantee the securities held by the Fund will appreciate in value.

Stock Value Risk. Stocks involve the risk that they may never reach what the Adviser believes is their full market value, either because the market fails to recognize the stock's intrinsic worth, or the Adviser misgauged that worth. Stocks also may decline in price, even though, in theory, they are already undervalued. Investments in private companies that lack readily observable or market-corroborated prices generally increase stock valuation risk because they are more difficult to value. Many private companies are not required to file periodic financial reports, leading to challenges in the Adviser's ability to evaluate a company's business prospects and the fair value of its securities. The fair valued prices assigned to the Fund's investments in private companies are based on a variety of factors, reviewed regularly, and updated as additional information becomes available. However, fair value pricing includes subjective judgments, and it is possible that the fair value assigned to a security may differ materially from the value the Fund would realize if the security were sold.

Underlying Fund Risk. Because the Fund may invest in other investment companies, including mutual funds, ETFs, closed-end funds or private funds, the value of your investment will fluctuate in response to the performance of the underlying funds. Investing in underlying funds involves certain additional expenses and certain tax results that would not arise if you invested directly in the underlying funds. By investing in underlying funds, you will bear not only your proportionate share of the Fund's expenses (including operating costs and investment advisory and administrative fees), but also, indirectly, similar expenses and charges of the underlying funds, including any contingent deferred sales charges and redemption charges. Finally, you may incur increased tax liabilities by investing in the Fund rather than directly in the underlying funds. Each underlying fund is subject to specific risks, depending on the nature of its investment strategy, including liquidity risk and default risk on the assets held by the underlying fund.

Yieldcos Risk. Investments in securities of yieldcos involve risks that differ from investments in traditional operating companies, including risks related to the relationship between the yieldco and the company responsible for the formation of the yieldco (the "Yieldco Sponsor"). Yieldcos typically remain dependent on the management and administration services provided by or under the direction of the Yieldco Sponsor and on the ability of the Yieldco Sponsor to identify and present the yieldco with acquisition opportunities, which may often be assets of the Yieldco Sponsor itself. To the extent that the yieldco relies on the Yieldco Sponsor for developing new assets for potential future acquisitions, the yieldco may be dependent on the development capabilities and financial health of the Yieldco Sponsor. Yieldco Sponsors may have interests that conflict with the interests of the yieldco and may retain control of the yieldco via classes of stock held by the Yieldco Sponsor. Any event that limits the yieldco's ability to maintain or grow its distributable cash flow would likely have a negative impact on the yieldco's share price.

Performance

Because the Fund is a new fund and does not yet have a full calendar year of investment operations, no performance information is presented for the Fund at this time. In the future, performance information will be presented in this section of this Prospectus. Updated performance information will be available at no cost by calling 1-877-771-3836 and on the Fund's website at www.eventidefunds.com.

Adviser. Eventide Asset Management, LLC is the Fund's investment adviser.

Portfolio Managers. Anant Goel, Portfolio Manager and Senior Research Analyst of the Adviser, and Andrew Singer, CFA, Portfolio Manager and Senior Research Analyst of the Adviser, serve as Portfolio Managers of the

Fund. Messrs. Goel and Singer have served the Fund in this capacity since the Fund commenced operations in June 2022.

Purchase and Sale of Fund Shares. The minimum initial investment in the Class A, Class C and Class N Shares of the Fund, as well as Class I shares purchased directly from the Fund, is \$1,000 for a regular account and for an IRA account, or \$100 for an automatic investment plan account. The minimum initial investment in Class I shares purchased through a financial intermediary is \$100,000 for all accounts. The minimum subsequent investment for each class of shares is \$50 for all accounts. You may purchase and redeem shares of the Fund on any day that the New York Stock Exchange is open. Redemptions requests may be made in writing, online, by telephone or through a financial intermediary to the Fund or the Fund's transfer agent and will be paid by check or wire transfer.

Tax Information. Dividends and capital gain distributions you receive from the Fund, whether you reinvest your distributions in additional Fund shares or receive them in cash, are taxable to you at either ordinary income or capital gains tax rates unless you are investing through a tax-deferred plan. If you are investing in a tax-deferred plan, distributions may be taxable upon withdrawal from the plan.

Payments to Broker-Dealers and Other Financial Intermediaries. If you purchase the Fund through a broker-dealer or other financial intermediary (such as a bank), the Fund and its related companies may pay the intermediary for the sale of Fund shares and related services. These payments may create a conflict of interest by influencing the broker-dealer or other intermediary and your salesperson to recommend the Fund over another investment. Ask your salesperson or visit your financial intermediary's website for more information.

Additional Information about Each Fund's Principal Investment Strategies and Related Risks

<i>Fund</i>	<i>Objective</i>
Eventide Gilead Fund	Long-term capital appreciation.
Eventide Healthcare & Life Sciences Fund	Long-term capital appreciation.
Eventide Balanced Fund	Current income while maintaining the potential for capital appreciation.
Eventide Dividend Opportunities Fund	Dividend income and long-term capital appreciation. The Fund's secondary objective is dividend growth.
Eventide Limited-Term Bond Fund	Income.
Eventide Exponential Technologies Fund	Long-term capital appreciation.
Eventide Core Bond Fund	Total return consistent with income generation.
Eventide Large Cap Focus Fund	Long-term capital appreciation.

The investment objective of each Fund is non-fundamental and may be changed by the Board of Trustees without shareholder approval.

Shareholders will be given 60 days' advance notice if the Board decides to change any of the following:

- a Fund's investment objective;
- the Healthcare & Life Sciences Fund's policy to invest at least 80% of its net assets (plus borrowings for investment purposes) in equity and equity-related securities of healthcare and life sciences companies;
- the Dividend Opportunities Fund's policy to invest at least 80% of the Fund's net assets (plus the amount of borrowings for investment purposes) in the securities of dividend paying companies;
- the Limited-Term Bond Fund's policy and the Core Bond Fund's policy to invest at least 80% of its net assets (plus borrowings for investment purposes) in bonds;
- the Exponential Technologies Fund's policy to invest at least 80% of its net assets (plus borrowings for investment purposes) in technology companies; or
- the Large Cap Focus Fund's policy to invest at least 80% of its net assets (plus borrowings for investment purposes) in large capitalization companies.

The Healthcare & Life Sciences Fund's policy to invest over 25% of its assets in drug-related industries is fundamental and may not be changed without shareholder approval. The Exponential Technologies Fund's policy to invest over 25% of its net assets in the software, technology hardware and equipment, semiconductor, and communications group of industries is fundamental and may not be changed without shareholder approval.

Principal Investment Strategies

Each Fund's main investment strategies described in this prospectus are the strategies that the Adviser believes are most likely to be important in trying to achieve the Fund's investment objective. You should note, however, that each Fund may use other non-principal strategies and invest in other securities not described in this prospectus, which are disclosed in detail in the Funds' Statement of Additional Information ("SAI"). For a copy of the SAI please call toll free at 877-771-3836 or visit the Funds' website www.eventidefunds.com.

GILEAD FUND

Normally, the Fund invests primarily in a broad range of equity securities without limitation to market capitalization. The Fund may invest without limitation in securities in companies domiciled outside the United States either directly or through ADRs.

The Adviser seeks to invest in attractively valued securities that, in its opinion, represent above-average long-term investment opportunities or have significant near-term appreciation potential and that are capable of serving well the needs of customers, employees, suppliers, communities, the environment, and society broadly. The Adviser primarily considers securities for the Fund's portfolio based on analysis of the holdings and recommendations of investors, analysts, firms or strategies that, in the Adviser's opinion, have exhibited superior results, but the Adviser also considers securities that the Adviser believes are undervalued based on indicators such as the price-to-sales ratio or future free cash flow estimates. This pool of securities represents the potential universe of securities for the Fund. The Adviser analyzes these securities to identify what it believes are the most attractive investment opportunities for the Fund. From time to time, the Fund may invest a substantial portion of its assets in the stock of companies in one or more sectors of the economy, such as the technology, industrials, healthcare and life sciences sectors. The Fund may invest in Illiquid Investments. The Fund will not invest more than 15% of the Fund's net assets in Illiquid Investments. The Fund may invest in development stage companies. The Adviser may use options strategies, such as puts and covered calls on individual securities, as well as options on securities indices, to generate income, to reduce portfolio volatility, or to reduce downside risk when the Adviser believes adverse market, political or other conditions are likely. The Adviser may also utilize a combination of puts and/or calls on the same security (sometimes referred to as "straddles," "collars" or "spreads") or utilize puts and calls on related securities.

Eventide uses its values-based screening process to analyze all potential investments for the company's ability to operate with integrity and create value for customers, employees, and other stakeholders by reflecting the values described below. Eventide's ethical values are inspired by the Christian faith and rooted in a biblical worldview. While few companies may reach these ideals in every area of their business, these principles articulate the Adviser's highest expectations for the companies in which the Fund invests. The Adviser uses its values-based screening processes in connection with other fundamental research processes to establish the Fund's eligible investment universe. Securities are generally ineligible for purchase within the Fund's portfolio unless the Adviser's research indicates that the values-based screens are met. The Adviser's screening process for potential investments does not apply relative weights between values-based factors and financial factors. There is no guarantee that the Adviser will be able to successfully screen out all companies that are inconsistent with the following principles which help to guide the Adviser's research and investment framework. Specifically, the Adviser seeks to invest in companies that reflect the following values:

- Respecting the value and freedom of all people: this includes the right to life at all stages and freedom from addictive behaviors caused by gambling, pornography, tobacco, and alcohol.
- Demonstrating a concern for justice and peace: this includes fair and ethical relationships with customers, suppliers, and business partners and avoiding products and services that promote weapons production and proliferation.
- Promoting family and community: this includes protecting children from violent forms of entertainment and serving low-income communities.
- Exhibiting responsible management practices: this includes fair dealing with employees, communities, competitors, suppliers, and customers as demonstrated by a company's record regarding litigation,

regulatory actions against the company, and its record of providing products and services that improve the lives of people.

- Practicing environmental stewardship: this includes practices considered more sustainable than those of industry peers, reduction in environmental impact when compared to previous periods, and/or the use of more efficient and cleaner energy sources.

Consistent with the Adviser's values, the Fund may invest in securities that fund community development institutions and serve needs such as those of low-to-moderate income families and communities.

Securities may be sold when the Adviser believes that they no longer represent relatively attractive investment opportunities or when the Adviser believes the underlying company is no longer consistent with the Adviser's values.

Puts and Calls

The Fund may buy and sell (write) call options on individual securities. The purchaser of a call option has the right to buy a security from the seller at a predetermined price (exercise price) during the life of the option. An option is considered "covered" if the seller owns the security against which the option is written. As the seller of a call option, the Fund receives a premium from the purchaser of the option, which provides additional income to the Fund. The Fund may also buy and sell (write) put options. A put option gives the buyer the right to sell (or "put") a security at a fixed price within a given time frame in exchange for a premium paid by the buyer. If the market price drops below the strike price, the buyer will be able to sell the security for the strike price, thereby limiting the buyer's potential loss until the option expires.

Securities index options are designed to reflect price fluctuations in a group of securities or segment of the securities market rather than price fluctuations in a single security. Options on securities indices are similar to options on securities, except that the exercise of securities index options requires cash payments and does not involve the actual purchase or sale of securities. The Fund will engage in transactions in put and call options on securities indices for the same purposes as it engages in transactions in options on securities.

HEALTHCARE & LIFE SCIENCES FUND

Under normal market conditions, the Fund invests at least 80% of its net assets (plus borrowings for investment purposes) in equity and equity-related securities of companies in the healthcare and life sciences sectors, including common stock, options, preferred stock and convertible debt. Healthcare and life sciences companies include those companies that derive or are expected to derive 50% or more of their revenue from healthcare and life science products and services including, but not limited to, biotechnology, pharmaceuticals, diagnostics, life science tools, medical devices, healthcare information technology, healthcare services, synthetic biology, agricultural and environmental management, and pharmaceutical manufacturing products and services. These investments may include Illiquid Investments. The Fund will not invest more than 15% of the Fund's net assets in Illiquid Investments. These companies may include development stage companies and special purpose acquisition companies. The Fund may invest without limitation in securities of companies domiciled outside the United States either directly or through ADRs. The Fund may invest in securities of companies of any market capitalization.

The Adviser utilizes a fundamental "bottom-up" analysis to evaluate investments for inclusion in the Fund's portfolio. The Adviser seeks to invest in attractively valued securities that, in its opinion, represent above-average

long-term investment opportunities or have significant near-term appreciation potential and that are capable of serving well the needs of customers, employees, suppliers, communities, the environment, and society broadly. The Adviser favors investments that it believes will have relatively low correlation to the overall market. The valuation of these investments may respond dramatically to clinical trial outcomes or regulatory decisions, providing atypical upside or downside volatility.

The Adviser uses options strategies, such as calls, covered calls, and puts on individual securities, as well as options on securities indices, to enhance returns, generate income, to reduce portfolio volatility, or to reduce downside risk when the Adviser believes adverse market, political or other conditions are likely. The Adviser may also utilize a combination of puts and/or calls on the same security (sometimes referred to as “straddles,” “collars” or “spreads”) or utilize puts and calls on related securities. The Adviser only makes use of these derivative strategies where the derivatives’ underlying security is within or related to the sectors in which the Fund normally invests.

The Fund concentrates investments in the drug-related industries by investing over 25% of its assets in drug-related industries. This group of industries includes pharmaceutical, biotech and similar companies that primarily develop, produce or distribute drugs, medicines, diagnostic chemicals and biological products used to diagnose, prevent or treat diseases or maintain health.

Eventide uses its values-based screening process to analyze all potential investments for the company’s ability to operate with integrity and create value for customers, employees, and other stakeholders by reflecting the values described below. Eventide’s ethical values are inspired by the Christian faith and rooted in a biblical worldview. While few companies may reach these ideals in every area of their business, these principles articulate the Adviser’s highest expectations for the companies in which the Fund invests. The Adviser uses its values-based screening processes in connection with other fundamental research processes to establish the Fund’s eligible investment universe. Securities are generally ineligible for purchase within the Fund’s portfolio unless the Adviser’s research indicates that the values-based screens are met. The Adviser’s screening process for potential investments does not apply relative weights between values-based factors and financial factors. There is no guarantee that the Adviser will be able to successfully screen out all companies that are inconsistent with the following principles which help to guide the Adviser’s research and investment framework. Specifically, the Adviser seeks to invest in companies that reflect the following values:

- Respecting the value and freedom of all people: this includes the right to life at all stages and freedom from addictive behaviors caused by gambling, pornography, tobacco, and alcohol.
- Demonstrating a concern for justice and peace: this includes fair and ethical relationships with customers, suppliers, and business partners and avoiding products and services that promote weapons production and proliferation.
- Promoting family and community: this includes protecting children from violent forms of entertainment and serving low-income communities.
- Exhibiting responsible management practices: this includes fair dealing with employees, communities, competitors, suppliers, and customers as demonstrated by a company’s record regarding litigation, regulatory actions against the company, and its record of providing products and services that improve the lives of people.
- Practicing environmental stewardship: this includes practices considered more sustainable than those of industry peers, reduction in environmental impact when compared to previous periods, and/or the use of more efficient and cleaner energy sources.

Consistent with the Adviser's values, the Fund may invest in securities that fund community development institutions and serve needs such as those of low-to-moderate income families and communities.

Securities may be sold when the Adviser believes that they no longer represent relatively attractive investment opportunities or when the Adviser believes the underlying company's practices are no longer consistent with the Adviser's values.

BALANCED FUND

The Fund has significant flexibility to achieve its investment objective by primarily investing in a broad universe of income-producing securities. These securities include debt and equity securities of companies in the U.S. and other markets around the world. The Fund's investments in foreign securities may be made without limitation, directly or through ADRs.

The Fund uses a balanced strategy allocating approximately equally between equity income and fixed income with a bottom-up quality investing and secular theme focus seeking to achieve consistent returns and lower volatility than the markets. There is no guarantee that the Fund will achieve this goal. The Fund's balanced strategy means that equity investment will not typically represent more than 50% of the Fund's portfolio. The Fund's balanced strategy also means that the Fund invests at least 25% of its assets in equity securities and at least 25% of its assets in fixed income securities. The Fund is focused on identifying and investing in companies capable of increasing profitability, growth, and income distribution by serving well the needs of customers, employees, suppliers, communities, the environment, and society broadly. The Fund has broad discretion to invest in securities in the pursuit of the Fund's objectives. These securities may include but are not limited to common stocks, yieldcos, REITs, MLPs, preferred stocks, corporate bonds, government agency bonds, municipal bonds, mortgage-backed securities, asset-backed securities (including auto loans and leases, equipment loans and leases, and credit cards); convertible securities and options. The Fund may invest in a particular type of security without limitation but limits its investment in a particular industry and in MLPs to less than 25% of the Fund's net assets. The Fund may invest in companies of any market capitalization. The Fund may invest in bonds of any maturity and, under normal market conditions, the bonds held in the Fund's portfolio have an average duration of between two and eight years. The Fund may invest in bonds of any credit quality, including, without limitation, non-investment grade bonds rated below Baa3 by Moody's or below BBB- by S&P (also known as "junk" bonds). The Fund may invest up to 15% of its net assets in Restricted Securities.

The Adviser utilizes a fundamental "bottom-up" analysis to evaluate investments for inclusion in the Fund's portfolio. The Adviser seeks to invest in attractively valued securities that, in its opinion, represent above-average long-term investment opportunities or have significant near-term appreciation potential. The Adviser favors investments that it believes will have relatively low correlation or volatility to the overall market. The Adviser seeks to invest in securities that, in its opinion, are attractively valued, provide attractive current income, provide income appreciation potential, provide capital appreciation potential, and/or help to reduce overall portfolio volatility.

The Adviser may use options, such as puts or calls on individual securities, as well as options on securities indices, to enhance returns, generate income, to reduce portfolio volatility, or to reduce downside risk when the Adviser believes prudent. To enhance income the Adviser has the ability to sell call options on stocks held in the portfolio (covered call writing). In exchange for the option premium received, the Fund gives up potential upside in the underlying stock. The Adviser also has the ability to write put options on stocks deemed to be attractive purchases

at lower price levels. The Adviser may also utilize a combination of puts and/or calls regarding the same security (sometimes referred to as “straddles,” “collars” or “spreads”) or utilize puts and calls on related securities.

The Adviser has retained the Sub-Adviser to manage some of the Fund’s assets allocated for investment in the fixed income portion of the Fund’s portfolio. In selecting securities for investment by the Fund, the Sub-Adviser employs a top-down approach to determine how to structure the bond allocation taking into consideration duration, maturity, and sector allocation. The Sub-Adviser then initiates a process of security analysis based on several factors including, but not limited to, economic trends, industry assessments and issuer specific credit fundamentals.

Eventide uses its values-based screening process to analyze all potential investments for the company’s ability to operate with integrity and create value for customers, employees, and other stakeholders by reflecting the values described below. Eventide’s ethical values are inspired by the Christian faith and rooted in a biblical worldview. While few companies may reach these ideals in every area of their business, these principles articulate the Adviser’s highest expectations for the companies in which the Fund invests. The Adviser uses its values-based screening processes in connection with other fundamental research processes to establish the Fund’s eligible investment universe. Securities are generally ineligible for purchase within the Fund’s portfolio unless the Adviser’s research indicates that the values-based screens are met. The Adviser’s screening process for potential investments does not apply relative weights between values-based factors and financial factors. There is no guarantee that the Adviser will be able to successfully screen out all companies that are inconsistent with the following principles which help to guide the Adviser’s research and investment framework. Specifically, the Adviser seeks to invest in companies that reflect the following values:

- Respecting the value and freedom of all people: this includes the right to life at all stages and freedom from addictive behaviors caused by gambling, pornography, tobacco, and alcohol.
- Demonstrating a concern for justice and peace: this includes fair and ethical relationships with customers, suppliers, and business partners and avoiding products and services that promote weapons production and proliferation.
- Promoting family and community: this includes protecting children from violent forms of entertainment and serving low-income communities.
- Exhibiting responsible management practices: this includes fair dealing with employees, communities, competitors, suppliers, and customers as demonstrated by a company’s record regarding litigation, regulatory actions against the company, and its record of providing products and services that improve the lives of people.
- Practicing environmental stewardship: this includes practices considered more sustainable than those of industry peers, reduction in environmental impact when compared to previous periods, and/or the use of more efficient and cleaner energy sources.

Consistent with the Adviser’s values, the Fund may invest in securities that fund community development institutions and serve needs such as those of low-to-moderate income families and communities.

Securities may be sold when the Adviser or Sub-Adviser believes that they no longer represent relatively attractive investment opportunities or when the Adviser believes the underlying company is no longer consistent with the Adviser’s values.

DIVIDEND OPPORTUNITIES FUND

The Fund seeks to achieve its investment objective by investing in dividend paying securities. The Fund has broad discretion to invest in securities selected by the Adviser in the pursuit of the Fund's objectives and to maintain flexibility for investing in domestic and foreign securities across all market capitalizations and economic sectors without limitation. The Fund's investments in foreign securities may be made either directly or through ADRs. The Fund is focused on identifying and investing in companies capable of increasing profitability, growth, and dividend growth by serving well the needs of customers, employees, suppliers, communities, the environment, and society broadly.

Under normal circumstances, at least 80% of the Fund's net assets (plus the amount of borrowings for investment purposes) is invested in the securities of dividend paying companies. Although the Fund expects to invest primarily in dividend paying common stocks (including ADRs), the Fund may invest in other securities to pursue the Fund's investment objectives. These other securities may include yieldcos (e.g., dividend growth-oriented public companies created by a parent company, which bundles renewable and/or conventional long-term contracted operating assets in order to generate cash flow), REITs, convertible bonds, preferred stock, and MLPs.

The Fund may invest in a particular type of security without limitation but limits its investment in a particular industry and in MLPs to less than 25% of the Fund's net assets. The Fund may invest up to 15% of its net assets in companies whose securities may have legal or contractual restrictions on resale or are otherwise illiquid.

The Adviser utilizes a fundamental "bottom-up" analysis to evaluate investments for inclusion in the Fund's portfolio. The Adviser seeks to invest in attractively valued securities that, in its opinion, represent above-average long-term investment opportunities or have significant near-term appreciation potential. The Adviser favors investments that it believes will have relatively low correlation or volatility to the overall market. The Adviser seeks to invest in securities that, in its opinion, are attractively valued, provide attractive current income, provide income appreciation potential, provide capital appreciation potential, and/or help to reduce overall portfolio volatility.

The Adviser may use options, such as puts or calls on individual securities, as well as options on securities indices, to enhance returns, generate income, to reduce portfolio volatility, or to reduce downside risk when the Adviser believes it to be prudent. To enhance income the Adviser has the ability to sell call options on stocks held in the portfolio (covered call writing). In exchange for the option premium received, the Fund gives up potential upside in the underlying stock. The Adviser also has the ability to write put options on stocks it has deemed to be attractive purchases at lower price levels.

The Adviser may also utilize a combination of puts and/or calls on the same security (sometimes referred to as "straddles," "collars" or "spreads") or utilize puts and calls on related securities.

Eventide uses its values-based screening process to analyze all potential investments for the company's ability to operate with integrity and create value for customers, employees, and other stakeholders by reflecting the values described below. Eventide's ethical values are inspired by the Christian faith and rooted in a biblical worldview. While few companies may reach these ideals in every area of their business, these principles articulate the Adviser's highest expectations for the companies in which the Fund invests. The Adviser uses its values-based screening processes in connection with other fundamental research processes to establish the Fund's eligible investment universe. Securities are generally ineligible for purchase within the Fund's portfolio unless the Adviser's research indicates that the values-based screens are met. The Adviser's screening process for potential

investments does not apply relative weights between values-based factors and financial factors. There is no guarantee that the Adviser will be able to successfully screen out all companies that are inconsistent with the following principles which help to guide the Adviser's research and investment framework. Specifically, the Adviser seeks to invest in companies that reflect the following values:

- Respecting the value and freedom of all people: this includes the right to life at all stages and freedom from addictive behaviors caused by gambling, pornography, tobacco, and alcohol.
- Demonstrating a concern for justice and peace: this includes fair and ethical relationships with customers, suppliers, and business partners and avoiding products and services that promote weapons production and proliferation.
- Promoting family and community: this includes protecting children from violent forms of entertainment and serving low-income communities.
- Exhibiting responsible management practices: this includes fair dealing with employees, communities, competitors, suppliers, and customers as demonstrated by a company's record regarding litigation, regulatory actions against the company, and its record of providing products and services that improve the lives of people.
- Practicing environmental stewardship: this includes practices considered more sustainable than those of industry peers, reduction in environmental impact when compared to previous periods, and/or the use of more efficient and cleaner energy sources.

Consistent with the Adviser's values, the Fund may invest in securities that fund community development institutions and serve needs such as those of low-to-moderate income families and communities.

Securities may be sold when the Adviser believes that they no longer represent relatively attractive investment opportunities or when the Adviser believes the underlying company is no longer consistent with the Adviser's values.

Distribution Policy and Goals (Balanced Fund (formerly, Multi-Asset Income Fund) and Dividend Opportunities Fund Only)

The Balanced Fund's (formerly, Multi-Asset Income Fund) distribution policy is to make approximately twelve distributions to shareholders per calendar year and the Dividend Opportunities Fund's distribution policy is to make approximately four distributions to shareholders per calendar year. The frequency of distributions will be based on the availability of distributable income and the investment needs of the relevant Fund. The level of periodic distributions (including any return of capital) is not fixed and is not designed to generate, and is not expected to result in, distributions that equal a fixed percentage of a Fund's current net asset value per share. Income may be distributed regardless of whether such income will be treated as return of capital.

The Balanced Fund and Dividend Opportunities Fund generally distribute to shareholders substantially all of their net income (for example, interest and dividends) approximately twelve times per year and four times a year, respectively, and each Fund generally distributes to shareholders substantially all of its net capital gains (that is, long-term capital gains from the sale of portfolio securities and short-term capital gains from both the sale of portfolio securities and option premium earned) annually. In addition, pursuant to its distribution policy, each Fund may make distributions that are treated as a return of capital. Return of capital is the portion of a distribution that is the return of your original investment dollars in a Fund. A return of capital is not taxable to a shareholder unless it exceeds a shareholder's tax basis in the shares.

Returns of capital reduce a shareholder's tax cost (or "tax basis"). Once a shareholder's tax basis is reduced to zero, any further return of capital would be taxable. Shareholders receiving periodic payments from either Fund may be under the impression that they are receiving net profits. However, all or a portion of a distribution may consist of a return of capital (i.e., from your original investment). Shareholders should not assume that a Fund's distribution rate or the source of a distribution from the Fund is net profit. Shareholders should note that return of capital will reduce the tax basis of their shares and potentially increase the taxable gain, if any, upon disposition of their shares. As required under the 1940 Act, the Funds provide a notice to shareholders at the time of distribution when such distribution does not consist solely of net income. Additionally, each distribution payment will be accompanied by a written statement which discloses the estimated source or sources of each distribution. The IRS requires you to report these amounts, excluding returns of capital, on your income tax return for the year declared. The Balanced Fund will provide disclosures with each monthly distribution and the Dividend Opportunities Fund will provide disclosures with each quarterly distribution, that estimate the percentages of the current and year-to-date distributions that represent (1) net investment income, (2) capital gains and (3) return of capital. At the end of the year, the Funds may be required under applicable law to re-characterize distributions made previously during that year among (1) ordinary income, (2) capital gains and (3) return of capital for tax purposes. An additional distribution may be made in December, and other additional distributions may be made with respect to a particular fiscal year in order to comply with applicable law. Distributions declared in December, if paid to shareholders by the end of January, are treated for federal income tax purposes as if received in December.

LIMITED-TERM BOND FUND

The Fund seeks to achieve its objective through investments in income-producing securities issued by entities deemed by the Adviser to be serving well the needs of customers, employees, suppliers, communities, the environment, and society broadly. Income producing securities that the Fund may invest in include, but are not limited to, corporate bonds; preferred stocks, convertible debt and other hybrid securities that have debt and equity characteristics but are predominantly debt in nature; agency and non-agency residential and commercial mortgage-backed securities; asset-backed securities (including auto loans and leases, equipment loans and leases, and credit cards); green bonds (i.e., bonds that allow issuers to use proceeds for environmental projects); social bonds (i.e., bonds that allow issuers to use proceeds for social projects); sustainable bonds (i.e., bonds that are a combination of green and social bonds); government agency debt instruments; and municipal bonds (collectively, "Bonds"). Under normal circumstances, the Fund invests at least 80% of its net assets (plus borrowings for investment purposes) in Bonds. Fixed income investments may be of any maturity, but the Fund's weighted average effective portfolio duration will not exceed five years. Duration is a measure of the expected life of a fixed income instrument that is used to determine the sensitivity of a security's price to changes in interest rates. Effective duration is a measure of the Fund's portfolio duration adjusted for the anticipated effect of interest rate changes on bond and mortgage pre-payment rates. The longer a security's duration, the more sensitive it will be to changes in interest rates. The more sensitive a security is to changes in interest rates, the higher its volatility risk. For example, if a bond has a duration of 5 years, a 1% rise in rates would result in approximately a 5% decline in the bond's price. If a bond has a duration of 10 years, a 1% rise in interest rates would result in approximately a 10% decline in the bond's price. The Fund may invest in bonds of any credit quality, including, without limitation, non-investment grade bonds rated below Baa3 by Moody's or below BBB- by S&P (also known as "junk" bonds) but expects to invest predominantly in investment grade securities. With respect to both fixed income and equity securities, the Fund may invest in the securities of foreign entities and may invest in companies of any market capitalization.

Eventide uses its values-based screening process to analyze all potential investments for the company's ability to operate with integrity and create value for customers, employees, and other stakeholders by reflecting the values

described below. Eventide's ethical values are inspired by the Christian faith and rooted in a biblical worldview. While few companies may reach these ideals in every area of their business, these principles articulate the Adviser's highest expectations for the companies in which the Fund invests. The Adviser uses its values-based screening processes in connection with other fundamental research processes to establish the Fund's eligible investment universe. Securities are generally ineligible for purchase within the Fund's portfolio unless the Adviser's research indicates that the values-based screens are met. The Adviser's screening process for potential investments does not apply relative weights between values-based factors and financial factors. There is no guarantee that the Adviser will be able to successfully screen out all companies that are inconsistent with the following principles which help to guide the Adviser's research and investment framework. Specifically, the Adviser seeks to invest in companies that reflect the following values:

- Respecting the value and freedom of all people: this includes the right to life at all stages and freedom from addictive behaviors caused by gambling, pornography, tobacco, and alcohol.
- Demonstrating a concern for justice and peace: this includes fair and ethical relationships with customers, suppliers, and business partners and avoiding products and services that promote weapons production and proliferation.
- Promoting family and community: this includes protecting children from violent forms of entertainment and serving low-income communities.
- Exhibiting responsible management practices: this includes fair dealing with employees, communities, competitors, suppliers, and customers as demonstrated by a company's record regarding litigation, regulatory actions against the company, and its record of providing products and services that improve the lives of people.
- Practicing environmental stewardship: this includes practices considered more sustainable than those of industry peers, reduction in environmental impact when compared to previous periods, and/or the use of more efficient and cleaner energy sources.

Consistent with the Adviser's values, the Fund may invest in community development institutions or notes that serve needs such as those of low-to-moderate income families and communities.

Investments that meet the Adviser's values criteria are analyzed by the Sub-Adviser for possible inclusion in the Fund's portfolio. The Sub-Adviser builds the Fund's portfolio based on macroeconomic trends and forecasts in economic growth, inflation expectations, and monetary policy. The Sub-Adviser strives to generate excess return through sector allocation (adjusting allocations across major sectors of the bond market based on assessments of fundamentals and current versus historical valuation relationships), duration management (holding securities to optimize interest rates), yield curve positioning (adjusting holdings to capitalize on expected changes in the Treasury yield curve), and security selection. The ability of the Sub-Adviser to deliver returns varies according to the economic and market environment. The Sub-Adviser's methods are intended to accumulate value over a full market cycle.

Securities may be sold when the Adviser or Sub-Adviser believes that they no longer represent relatively attractive investment opportunities or when the Adviser believes the underlying company is no longer consistent with the Adviser's values.

EXPONENTIAL TECHNOLOGIES FUND

Under normal market conditions, the Fund invests at least 80% of its net assets (plus borrowings for investment purposes) in companies that the Adviser believes are participating in and benefitting from technologies, innovations, technology themes, or technology trends. The types of companies represented in the Fund's portfolio include, but are not limited to, companies falling within the information technology, e-commerce discretionary, internet media and services, healthcare technology, healthcare devices, or transaction and payment processing services industries. The Fund invests primarily in companies that the Adviser believes are participating in and benefitting from technologies, innovations, themes, or trends that have long-term exponential characteristics and that serve well the needs of customers, employees, suppliers, communities, the environment, and society broadly. The term "exponential" means the potential for accelerated advancements in underlying technologies that can positively impact capabilities and development cycles of a company's products and services. Not every company in the Fund's portfolio will experience exponential growth, and the Fund is not expected to deliver exponential returns.

The Adviser utilizes a fundamental "bottom-up" analysis and quantitative screening to find and evaluate investments for inclusion in the Fund's portfolio. The Adviser seeks to invest in attractively valued securities that, in its opinion, represent above-average long-term investment opportunities or have significant near-term appreciation potential. Characteristics the Adviser incorporates in its investment opportunity screening considerations include strong organic revenue growth, growing market shares, expanding margins and profitability, defensible competitive advantages and disciplined and quality management teams. Valuation is an integral part of the investment process and purchase decisions are based on the potential reward relative to risk of each security which, in turn, is partly based on the Adviser's earnings calculations.

The Fund gains exposure to technology companies primarily through investing in equity securities including common stock, options, preferred stock and convertible debt. Companies may include private and other companies whose securities may have legal or contractual restrictions on resale or are illiquid investments. The Fund will not invest more than 15% of the Fund's net assets in Illiquid Investments. These companies include development stage companies, some of which have not commenced business operations or have not generated significant revenue. The Fund may invest without limitation in securities of companies domiciled outside the United States either directly or through ADRs. The Fund may invest in securities of companies of any market capitalization.

The Adviser uses options strategies, such as calls, covered calls, and puts on individual securities, as well as options on securities indices, to enhance returns, generate income, to reduce portfolio volatility, or to reduce downside risk when the Adviser believes adverse market, political or other conditions are likely. The Adviser may also utilize a combination of puts and/or calls regarding the same security (sometimes referred to as "straddles," "collars" or "spreads") or utilize puts and calls on related securities. The Adviser only makes use of these derivative strategies where the derivative's underlying security is within or related to the sectors in which the Fund normally invests.

The Fund is classified as "non-diversified" for purposes of the 1940 Act, which means that it is not limited by the 1940 Act with regard to the portion of its assets that may be invested in the securities of a single issuer. The Fund concentrates investments in the software, technology hardware and equipment, semiconductor, and communications group of industries because, under normal circumstances, it invests over 25% of its net assets in companies in this group of industries.

Eventide uses its values-based screening process to analyze all potential investments for the company's ability to operate with integrity and create value for customers, employees, and other stakeholders by reflecting the values described below. Eventide's ethical values are inspired by the Christian faith and rooted in a biblical worldview. While few companies may reach these ideals in every area of their business, these principles articulate the Adviser's highest expectations for the companies in which the Fund invests. The Adviser uses its values-based screening processes in connection with other fundamental research processes to establish the Fund's eligible investment universe. Securities are generally ineligible for purchase within the Fund's portfolio unless the Adviser's research indicates that the values-based screens are met. The Adviser's screening process for potential investments does not apply relative weights between values-based factors and financial factors. There is no guarantee that the Adviser will be able to successfully screen out all companies that are inconsistent with the following principles which help to guide the Adviser's research and investment framework. Specifically, the Adviser seeks to invest in companies that reflect the following values:

- Respecting the value and freedom of all people: this includes the right to life at all stages and freedom from addictive behaviors caused by gambling, pornography, tobacco, and alcohol.
- Demonstrating a concern for justice and peace: this includes fair and ethical relationships with customers, suppliers, and business partners and avoiding products and services that promote weapons production and proliferation.
- Promoting family and community: this includes protecting children from violent forms of entertainment and serving low-income communities.
- Exhibiting responsible management practices: this includes fair dealing with employees, communities, competitors, suppliers, and customers as demonstrated by a company's record regarding litigation, regulatory actions against the company, and its record of providing products and services that improve the lives of people.
- Practicing environmental stewardship: this includes practices considered more sustainable than those of industry peers, reduction in environmental impact when compared to previous periods, and/or the use of more efficient and cleaner energy sources.

Consistent with the Adviser's values, the Fund may invest in securities that fund community development institutions and serve needs such as those of low-to-moderate income families and communities.

Securities may be sold when the Adviser believes that they no longer represent relatively attractive investment opportunities or when the Adviser believes the underlying company's practices are no longer consistent with the Adviser's values.

CORE BOND FUND

The Fund seeks to achieve its objective through investments in income producing securities issued by entities deemed by the Adviser to be serving well the needs of customers, employees, suppliers, communities, the environment, and society broadly. Income producing securities that the Fund may invest in include, but are not limited to, corporate bonds; preferred stocks, convertible debt and other hybrid securities that have debt and equity characteristics but are predominantly debt in nature; agency and non-agency residential and commercial mortgage-backed securities; asset-backed securities (including auto loans and leases, equipment loans and leases, and credit cards); green bonds (i.e., bonds that allow issuers to use proceeds for environmental projects); social bonds (i.e., bonds that allow issuers to use proceeds for social projects); sustainable bonds (i.e., bonds that are a combination of green and social bonds); government agency debt instruments; and municipal bonds (collectively,

“Bonds”). Under normal market circumstances, the Fund invests at least 80% of its net assets (plus borrowings for investment purposes) in Bonds.

The Fund may invest in Bonds of any maturity and, under normal market conditions, the Bonds held by the Fund have a weighted average duration between three years and nine years. Duration is a measure of the expected life of a fixed income instrument that is used to determine the sensitivity of a security’s price to changes in interest rates. Effective duration is a measure of the Fund’s portfolio duration adjusted for the anticipated effect of interest rate changes on bond and mortgage pre-payment rates. The longer a security’s duration, the more sensitive it will be to changes in interest rates. The more sensitive a security is to changes in interest rates, the higher its volatility risk. For example, if a bond has a duration of 5 years, a 1% rise in rates would result in approximately a 5% decline in the bond’s price. If a bond has a duration of 10 years, a 1% rise in interest rates would result in approximately a 10% decline in the bond’s price. The Fund may invest in bonds of any credit quality, including, without limitation, non-investment grade bonds rated below Baa3 by Moody’s or below BBB- by S&P (also known as “junk” bonds) but invests predominantly in investment grade securities. With respect to both fixed income and equity securities, the Fund may invest in the securities of foreign entities and may invest in companies of any market capitalization.

Eventide uses its values-based screening process to analyze all potential investments for the company’s ability to operate with integrity and create value for customers, employees, and other stakeholders by reflecting the values described below. Eventide’s ethical values are inspired by the Christian faith and rooted in a biblical worldview. While few companies may reach these ideals in every area of their business, these principles articulate the Adviser’s highest expectations for the companies in which the Fund invests. The Adviser uses its values-based screening processes in connection with other fundamental research processes to establish the Fund’s eligible investment universe. Securities are generally ineligible for purchase within the Fund’s portfolio unless the Adviser’s research indicates that the values-based screens are met. The Adviser’s screening process for potential investments does not apply relative weights between values-based factors and financial factors. There is no guarantee that the Adviser will be able to successfully screen out all companies that are inconsistent with the following principles which help to guide the Adviser’s research and investment framework. Specifically, the Adviser seeks to invest in companies that reflect the following values:

- Respecting the value and freedom of all people: this includes the right to life at all stages and freedom from addictive behaviors caused by gambling, pornography, tobacco, and alcohol.
- Demonstrating a concern for justice and peace: this includes fair and ethical relationships with customers, suppliers, and business partners and avoiding products and services that promote weapons production and proliferation.
- Promoting family and community: this includes protecting children from violent forms of entertainment and serving low-income communities.
- Exhibiting responsible management practices: this includes fair dealing with employees, communities, competitors, suppliers, and customers as demonstrated by a company’s record regarding litigation, regulatory actions against the company, and its record of providing products and services that improve the lives of people.
- Practicing environmental stewardship: this includes practices considered more sustainable than those of industry peers, reduction in environmental impact when compared to previous periods, and/or the use of more efficient and cleaner energy sources.

Consistent with the Adviser’s values, the Fund may invest in securities that fund community development institutions and serve needs such as those of low-to-moderate income families and communities.

Investments that meet the Adviser's values criteria are analyzed by the Sub-Adviser for possible inclusion in the Fund's portfolio. The Sub-Adviser builds the Fund's portfolio based on macroeconomic trends and forecasts in economic growth, inflation expectations, and monetary policy. The Sub-Adviser strives to generate excess return through sector allocation (adjusting allocations across major sectors of the bond market based on assessments of fundamentals and current versus historical valuation relationships), duration management (holding securities to optimize interest rates), yield curve positioning (adjusting holdings to capitalize on expected changes in the Treasury yield curve), and security selection. The ability of the Sub-Adviser to deliver returns varies according to the economic and market environment. The Sub-Adviser's methods are intended to accumulate value over a full market cycle.

Sector allocation decisions involve examining fundamentals, historical spread and cross-sector spread relationships, and supply and demand. Through duration management, the Sub-Adviser applies fundamental and technical analysis to manage interest rate exposures relative to short- and long-term expectations. Yield curve positioning is developed by examining monetary policy, inflation expectations, and supply and demand relative to expectations for curve reshaping. Security selection involves applying a top-down, bottom-up approach that blends quantitative screening and fundamental credit research to achieve optimal risk/reward characteristics.

Securities may be sold when the Adviser or the Sub-Adviser believes that they no longer represent relatively attractive investment opportunities or when the Adviser believes the underlying company's practices are no longer consistent with the Adviser's values.

LARGE CAP FOCUS FUND

The Fund seeks to achieve its investment objective by primarily investing in a broad range of equity securities of large capitalization companies. The Adviser utilizes a fundamental "bottom-up" analysis to evaluate investments for inclusion in the Fund's portfolio and seeks to identify and invest the Fund's assets in companies capable of sustaining and/or increasing profitability and/or revenue growth and that serve well the needs of customers, employees, suppliers, communities, the environment, and society broadly. "Bottom-up" analysis starts with research on individual stocks on a company level before looking at the relevant industry as a whole. Equity securities that the Fund may invest include common stocks (including ADRs), yieldcos (e.g., dividend growth-oriented public companies created by a parent company, which bundles renewable and/or conventional long-term contracted operating assets, such as solar and wind power, in order to generate cash flow), REITs, convertible bonds, preferred stocks, and MLPs. Under normal market conditions, the Fund invests at least 80% of its net assets in large capitalization companies. The Fund considers its investment in derivatives, based on their marked to market value, when determining its compliance with this test. Large capitalization companies are defined as companies with market capitalizations at the time of purchase in the range of those market capitalizations of companies included in the S&P 500 Index (the "Index"). The Index is a market-capitalization-weighted index of 500 leading publicly traded companies in the U.S. The capitalization range of the Index is between \$4.0 billion and \$2.7 trillion as of September 30, 2023. The size of the companies included in the Index will change with market conditions.

The Fund may invest without limitation in securities in companies domiciled outside the United States either directly or through ADRs. The Fund may invest a substantial portion of its assets in the stock of companies in one or more sectors of the economy, such as the technology, industrial, consumer discretionary and healthcare sectors. The Fund concentrates investments in the software and semiconductor industries by investing, under normal circumstances, over 25% of its assets in companies in this group of industries. The Fund is classified as "non-

diversified” for purposes of the Investment Company Act of 1940, as amended (the “1940 Act”), which means that it is not limited by the 1940 Act with regard to the portion of its assets that may be invested in the securities of a single issuer.

The Fund may invest in private companies and other companies whose securities may have legal or contractual restrictions on resale or are otherwise illiquid (“Illiquid Investments”). The Fund will not invest more than 15% of the Fund’s net assets in these Illiquid Investments. Illiquid Investments are investments that are not reasonably expected to be sold or disposed of in seven calendar days or less without the sale or disposition significantly changing the market value of the investment. The Adviser may use options strategies, such as puts and covered calls on individual securities, as well as options on securities indices, to generate income, to reduce portfolio volatility, or to reduce downside risk when the Adviser believes adverse market, political or other conditions are likely. The Adviser may also utilize a combination of puts and/or calls regarding the same security (sometimes referred to as “straddles,” “collars” or “spreads”) or utilize puts and calls on related securities.

Eventide uses its values-based screening process to analyze all potential investments for the company’s ability to operate with integrity and create value for customers, employees, and other stakeholders by reflecting the values described below. Eventide’s ethical values are inspired by the Christian faith and rooted in a biblical worldview. While few companies may reach these ideals in every area of their business, these principles articulate the Adviser’s highest expectations for the companies in which the Fund invests. The Adviser uses its values-based screening processes in connection with other fundamental research processes to establish the Fund’s eligible investment universe. Securities are generally ineligible for purchase within the Fund’s portfolio unless the Adviser believes that the values-based screens are met. The Adviser’s screening process for potential investments does not apply relative weights between values-based factors and financial factors. There is no guarantee that the Adviser will be able to successfully screen out all companies that are inconsistent with the following principles which help to guide the Adviser’s research and investment framework. Specifically, the Adviser seeks to invest in companies that reflect the following values:

- Respecting the value and freedom of all people: this includes the right to life at all stages and freedom from addictive behaviors caused by gambling, pornography, tobacco and alcohol.
- Demonstrating a concern for justice and peace: this includes fair and ethical relationships with customers, suppliers, and business partners and avoiding products and services that promote weapons production and proliferation.
- Promoting family and community: this includes protecting children from violent forms of entertainment and serving low-income communities.
- Exhibiting responsible management practices: this includes fair dealing with employees, communities, competitors, suppliers, and customers as demonstrated by a company’s record regarding litigation, regulatory actions against the company, and its record of providing products and services that improve the lives of people.
- Practicing environmental stewardship: this includes practices considered more sustainable than those of industry peers, reduction in environmental impact when compared to previous periods, and/or the use of more efficient and cleaner energy sources.

The Adviser applies a combination of methods within its fundamental research process and systems to help cover a range of company-related information. This includes qualitative and quantitative data that can inform the Adviser’s investment decisions, such as company reports, news and research offered by third parties. This information can reflect on a company’s financial and competitive position, risks, and business reputation and

ethical standing in the marketplace. The Adviser typically obtains values-based data from multiple third-party providers, which the Adviser changes from time to time based on research needs and industry developments. Values-based data offers additional inputs to the Adviser's fundamental research process and investment framework. The Adviser views third-party information as part of its overall research rather than assigning any particular data source as the determinative factor in investment decisions. The Adviser believes that considering a broad range of research information, from multiple sources, can help to mitigate risks associated with misinterpreting data or relying on inaccurate information provided by third parties, but cannot guarantee that any third-party information it receives is accurate or free of defects. The Adviser maintains research supporting its investment decisions.

Consistent with the Adviser's values, the Fund may invest in securities that fund community development institutions and serve needs such as those of low-to-moderate income families and communities.

Securities may be sold when the Adviser believes that they no longer represent relatively attractive investment opportunities or when the Adviser believes the underlying company is no longer consistent with the Adviser's values.

Non-Principal Investment Strategy

Each Fund may engage in short selling with up to 10% of its assets.

Manager-of-Managers Order (Balanced Fund (formerly, Multi-Asset Income Fund), Dividend Opportunities Fund, Limited-Term Bond Fund, Exponential Technologies Fund, Core Bond Fund, and Large Cap Focus Fund Only)

The Trust and the Adviser have applied for and obtained an exemptive order (the "Order") from the SEC that would permit the Adviser, with the Board's approval, to enter into sub-advisory agreements with one or more sub-advisers with respect to one of the above-named Funds without obtaining shareholder approval. The Order permits the Adviser, subject to the approval of the Board, to replace sub-advisers or amend sub-advisory agreements, including fees, without shareholder approval whenever the Adviser and the Board believe such action will benefit the Fund and its shareholders.

Temporary Defensive Positions

From time to time, a Fund may take temporary defensive positions, which are inconsistent with the Fund's principal investment strategies, in attempting to respond to adverse market, economic, political, or other conditions. For example, a Fund may hold all or a portion of its assets in money market instruments, including cash, cash equivalents, U.S. government securities, other investment grade fixed income securities, certificates of deposit, banker's acceptances, commercial paper, money market funds and repurchase agreements. A Fund may also use options strategies that the Adviser believes may mitigate the effects of adverse conditions in order to continue to pursue its investment objective. If a Fund invests in a money market fund, the shareholders of the Fund generally will be subject to duplicative advisory fees. Although a Fund would do this only in seeking to avoid losses, the Fund will not be able to pursue its investment objective during that time, and it could reduce the benefit from any upswing in the market. A Fund may also invest in money market instruments at any time to maintain liquidity or pending selection of investments in accordance with its policies.

Principal Risks of Investing in the Funds

All mutual funds carry a certain amount of risk. As with any mutual fund, there is no guarantee that a Fund will achieve its objective. Investment markets are unpredictable and there will be certain market conditions where the Fund will not meet its investment objective and will lose money. Each Fund's net asset value and returns will vary and you could lose money on your investment in the Fund and those losses could be significant. An investment in a Fund is not a deposit of any bank and is not insured or guaranteed by the Federal Deposit Insurance Corporation or any other government agency. Also, an investment in a Fund is not a complete investment program.

The following table identifies the principal and non-principal risks of the Funds. These risks could adversely affect the net asset value, total return and the value of the Fund and your investment. The principal risks of a Fund are identified by a "✓."

Risks	Gilead Fund	Healthcare & Life Sciences Fund	Balanced Fund	Dividend Opportunities Fund	Limited-Term Bond Fund	Exponential Technologies Fund	Core Bond Fund	Large Cap Focus Fund
ADRs Risk	✓	✓	✓	✓		✓		✓
Allocation Risk			✓					
Asset-Backed and Mortgage-Backed Security Risk			✓		✓		✓	
Bank Loans Risk								
Basic Materials Industry Risk								
Business Development Companies ("BDC") Risk								
Call Options Risk								
Capacity Risk								
Cash or Cash Equivalents Risk								
Cash Strategy Risk								
CDOs and CLOs Risk								
Changing Fixed Income Market Conditions Risk			✓		✓		✓	
Collateralized Bond Obligation Risk								
Commodity Risk								
Communications Companies Risk								
Conflict of Interest – Adviser/Sub-Adviser Risk								
Conflict of Interest – Portfolio Manager Risk								
Consumer Discretionary Risk								✓
Convertible Securities Risk			✓	✓	✓	✓	✓	✓
Counterparty Risk								
Credit Default Swap Risk								
Credit Risk			✓		✓		✓	
Credit Risk (for Floating Rate Loans)								
Currency Risk								
Derivatives Risk								
Development Stage Company Risk	✓	✓				✓		
Distribution Policy Risk			✓	✓				
Dividend Yield Risk								

Risks	Gilead Fund	Healthcare & Life Sciences Fund	Balanced Fund	Dividend Opportunities Fund	Limited-Term Bond Fund	Exponential Technologies Fund	Core Bond Fund	Large Cap Focus Fund
Duration Risk							✓	
Emerging Markets Risk								
Equity Security Risk	✓	✓	✓	✓		✓		✓
ETFs Risk								
Ethical Investment Risk	✓	✓	✓	✓	✓	✓	✓	✓
Exchange Traded Notes Risk								
Extension Risk							✓	
Fixed Income Risk			✓		✓		✓	
Foreign Currency Risk								
Foreign Exchanges Risk								
Foreign Securities Risk	✓	✓	✓	✓	✓	✓	✓	✓
Forwards Risk								
Futures Contract Risk								
Futures Risk								
Geographic Concentration Risk								
Growth Stock Risk	✓	✓				✓		✓
Healthcare & Life Sciences Sector Risk	✓	✓						✓
Hedging Risk			✓	✓				✓
Income Risk			✓		✓		✓	
Index Risk								
Industrial Sector Risk	✓							✓
Industry Concentration Risk		✓				✓		✓
Inflation-Indexed Bond Risk								
Inflation Protected Securities Risk								
Interest Rate Risk			✓		✓		✓	
Interest Rate Risk (for Floating Rate Loans)								
Inverse ETF Risk								
Investment Style Risk						✓		
Issuer Specific Risk								
Junk Bond Risk			✓		✓		✓	
Large Capitalization Company Risk	✓	✓	✓	✓	✓	✓	✓	✓
Leverage Risk								
Leveraged ETF Risk								
LIBOR Transition Risk								
Limited History of Operations Risk								✓
Liquidity Risk	✓	✓	✓	✓	✓	✓	✓	✓
Litigation Risk								
Loan Risk								
Lower Quality Debt Risk								
Machinery and Electrical Equipment Industry Risk								

Risks	Gilead Fund	Healthcare & Life Sciences Fund	Balanced Fund	Dividend Opportunities Fund	Limited-Term Bond Fund	Exponential Technologies Fund	Core Bond Fund	Large Cap Focus Fund
Management Risk	✓	✓	✓	✓	✓	✓	✓	✓
Market Risk	✓	✓	✓	✓	✓	✓	✓	✓
Market Volatility-Linked ETFs Risk								
Medium (Mid) Capitalization Company Risk	✓	✓	✓	✓	✓	✓	✓	
Micro Capitalization Risk								
MLP and MLP-Related Securities Risk			✓	✓				✓
MLP Tax Risk			✓	✓				✓
Municipal Bond Risk					✓		✓	
Non-Diversification Risk						✓		✓
Options Market Risk	✓	✓	✓	✓		✓		✓
Options Risk	✓	✓	✓	✓		✓		✓
OTC Trading Risk								
Preferred Stock Risk			✓	✓	✓	✓	✓	✓
Prepayment and Extension Risk for Floating Rate Loans								
Prepayment Risk			✓		✓		✓	
Real Estate and REIT Risk			✓	✓				✓
Regulatory Risk								
Repurchase and Reverse Repurchase Agreement Risk								
Restricted Securities Risk								
Risk Management Risk								
Sector Exposure Risk								✓
Security Risk	✓	✓	✓	✓	✓	✓	✓	✓
Segregation Risk								
Semiconductor Industry Risk								✓
Short Position Risk								
Short Selling Risk								
Smaller Capitalization Company Risk	✓	✓	✓	✓	✓	✓	✓	
Sovereign Debt Risk					✓		✓	
Stock Value Risk	✓	✓	✓	✓		✓		✓
Structured Note Risk								
Sub-Prime Mortgage Risk								
Swaps Risk								
Technology Sector Risk	✓					✓		✓
Tracking Risk of ETFs								
Turnover Risk								
Underlying Fund Risk						✓		✓
U.S. Agency Securities Risk			✓		✓		✓	
U.S. Government Obligations Risk								
Volatility Risk						✓		

Risks	Gilead Fund	Healthcare & Life Sciences Fund	Balanced Fund	Dividend Opportunities Fund	Limited-Term Bond Fund	Exponential Technologies Fund	Core Bond Fund	Large Cap Focus Fund
Yieldcos Risk			✓	✓				✓

ADRs Risk. ADRs, which are typically issued by a bank, are certificates that evidence ownership of shares of a foreign company and are alternatives to purchasing foreign securities directly in their national markets and currencies. ADRs are subject to the same risks as direct investment in foreign companies and involve risks that are not found in investments in U.S. companies. In addition to the risks of investing in foreign securities discussed below, there is no guarantee that an ADR issuer will continue to offer a particular ADR. As a result, a Fund may have difficulty selling the ADR, or selling them quickly and efficiently at the prices at which they have been valued. In a sponsored ADR arrangement, the foreign company assumes the obligation to pay some or all of the depositary’s transaction fees. Under an unsponsored ADR arrangement, the foreign company assumes no obligations and the depositary’s transaction fees are paid directly by the ADR holders. Because unsponsored ADR arrangements are organized independently and without the cooperation of the foreign company, available information concerning the foreign company may not be as current as for sponsored ADRs and voting rights with respect to the deposited securities are not passed through. ADRs may not track the price of the underlying foreign securities on which they are based, and their value may change materially at times when U.S. markets are not open for trading. Certain ADRs are not listed on an exchange and therefore may be considered to be illiquid.

To establish a value for the shares, the issuer establishes a “conversion rate” equal to one share of an ADR for a certain number of shares of the stock of a foreign company. This “conversion rate” establishes a universal monetary relationship between the value of the ADR and the local currency of the foreign company stock. Although an ADR is priced in the U.S. dollar, in order to preserve the uniformity of the established “conversion rate,” movements in the exchange rate of the local currency versus the U.S. dollar are automatically reflected in the price of the ADR in U.S. dollars. Therefore, even if the price of the foreign security does not change on its market, if the exchange rate of the local currency relative to the U.S. Dollar declines, the ADR price would decline by a similar measure.

Allocation Risk. If a Fund’s strategy for allocating assets among different assets classes does not work as intended, the Fund may not achieve its objective or may underperform other funds with the same or similar investment strategy.

Asset-Backed and Mortgage-Backed Security Risk. Mortgage-backed securities (“MBS”) represent participating interests in pools of residential mortgage loans, some of which are guaranteed by the U.S. government, its agencies or instrumentalities. However, the guarantee of these types of securities relates to the principal and interest payments and not the market value of such securities. In addition, the guarantee only relates to the MBS held by a Fund and not the purchase of shares of the Fund.

MBS do not have a fixed maturity and their expected maturities may vary when interest rates rise or fall. When the Fund invests in asset-backed securities, MBS and collateralized mortgage obligations (“CMOs”), a Fund is subject to the risk that, if the issuer fails to pay interest or repay principal, the assets backing these securities may not be sufficient to support payments on the securities. Mortgage-backed securities issued or guaranteed by private issuers are also known as “non-agency MBS.” Non-agency MBS generally are a greater credit risk than MBS issued by the U.S. government, and the market for non-agency MBS is smaller and may be less liquid than the market for government MBS.

MBS, commercial mortgage-backed securities (“CMBS”) and CMOs are subject to credit risk because underlying loan borrowers may default. Subordinate tranches of CMBS are more sensitive to defaults. Previously non-defaulting borrowers may not be able to refinance their loans when due, resulting in higher default rates. CMBS, in general, may become illiquid. Recently, hospitality, retail, and office properties have become subject to heightened vacancy rates and an accompanying increase in the risk of default. MBS and CMO default rates tend to be sensitive to overall economic conditions and to localized property vacancy rates and prices. Borrower default rates may be significantly higher than estimated. Certain individual securities may be more sensitive to default rates because payments may be subordinated to other securities of the same issuer. The Adviser’s and/or Sub-Adviser’s assessment, or a rating agency’s assessment, of borrower credit quality, default rates and loss rates may prove to be overly optimistic.

Additionally, MBS and CMOs are subject to prepayment risk because the underlying loans held by the issuers may be paid off prior to maturity at faster or lower rates than expected. The value of these securities may go down as a result of changes in prepayment rates on the underlying mortgages or loans. During periods of declining interest rates, prepayment rates usually increases and the Funds may have to reinvest prepayment proceeds at a lower interest rate. CMOs may be less susceptible to this risk because payment priorities within the CMO may have the effect of a prepayment lock out period.

Bank Loans Risk. The market for bank loans may not be highly liquid and a Fund may have difficulty selling them. These investments expose a Fund to the credit risk of both the financial institution and the underlying borrower. Bank loans settle on a delayed basis, potentially leading to the sale proceeds of such loans not being available to meet redemptions for a substantial period of time after the sale of the bank loans. Certain bank loans may not be considered “securities,” and purchasers, such as a Fund, therefore may not be entitled to rely on the protections of federal securities laws, including anti-fraud provisions.

Basic Materials Industry Risk. To the extent that a Fund’s investments are exposed to issuers conducting business in basic materials, the Fund is subject to the risk that the securities of such issuers will underperform the market as a whole due to legislative or regulatory changes, adverse market conditions and/or increased competition affecting that economic sector. The prices of the securities of basic materials companies also may fluctuate widely in response to such events.

Business Development Companies (“BDC”) Risk. BDCs may carry risks similar to those of a private equity or venture capital fund. BDC company securities are not redeemable at the option of the shareholder and they may trade in the market at a discount to their net asset value. A BDC is a form of investment company that is required to invest at least 70% of its total assets in securities (typically debt) of private companies, thinly traded U.S. public companies, or short-term high-quality debt securities. The BDCs held by a Fund may leverage their portfolios through borrowings or the issuance of preferred stock. While leverage often serves to increase the yield of a BDC, this leverage also subjects a BDC to increased risks, including the likelihood of increased volatility and the possibility that a BDC’s common share income will fall if the dividend rate of the preferred shares or the interest rate on any borrowings rises. A significant portion of a BDC’s investments are recorded at fair value as determined by its board of directors, which may create uncertainty as to the value of the BDC’s investments. Non-traded BDCs are illiquid, and it may not be possible to redeem shares or to do so without paying a substantial penalty. Publicly traded BDCs usually trade at a discount to their net asset value because they invest in unlisted securities and have limited access to capital markets. BDCs are subject to high failure rates among the companies in which they invest, and federal securities laws impose restraints upon the organization and operations of BDCs that can limit or negatively impact the performance of a BDC. However, each Fund does not believe it would be liable for the actions

of any entity in which it invests and that only its investment is at risk. Also, BDCs may engage in certain principal and joint transactions that a mutual fund or closed-end fund may not without an exemptive order from the SEC.

Call Options Risk. There are risks associated with the sale and purchase of call options. As the seller (writer) of a covered call option, a Fund assumes the risk of a decline in the market price of the underlying security below the purchase price of the underlying security less the premium received and gives up the opportunity for gain on the underlying security above the exercise option price. A Fund continues to bear the risk that it will lose money if the value of the security falls below the strike price. Option premiums are treated as short-term capital gains and when distributed to shareholders, are usually taxable as ordinary income, which may have a higher tax rate than long-term capital gains for shareholders holding Fund shares in a taxable account. As the buyer of a call option, a Fund assumes the risk that the market price of the underlying security will not increase above the strike price plus the premiums paid, so the Fund bears the risk that it will lose the premium paid for the option.

Capacity Risk. The markets and securities in which a Fund invests may, at times, be limited. Under such conditions, the execution of the Fund's strategy may be affected, and the Fund may not achieve its investment objective. In addition, the Fund may not be able to purchase or sell securities at favorable market prices.

Cash or Cash Equivalents Risk. At any time, a Fund may have significant investments in cash or cash equivalents. When a substantial portion of a portfolio is held in cash or cash equivalents, there is the risk that the value of the cash account, including interest, will not keep pace with inflation, thus reducing purchasing power over time.

Cash Strategy Risk. A Fund may, from time to time, invest a substantial portion of its assets in cash or cash equivalents. If the stock market were to appreciate substantially during the time when a Fund is holding a substantial portion of its assets in cash, the Fund may underperform the market.

CDOs and CLOs Risk. CDOs and CLOs are securities backed by an underlying portfolio of debt and loan obligations, respectively. CDOs and CLOs issue classes or "tranches" that vary in risk and yield and may experience substantial losses due to actual defaults, decrease of market value due to collateral defaults and removal of subordinate tranches, market anticipation of defaults and investor aversion to CDO and CLO securities as a class. The risks of investing in CDOs and CLOs depend largely on the tranche invested in and the type of the underlying debts and loans in the tranche of the CDO or CLO, respectively, in which a Fund invests. CDOs and CLOs also carry risks including, but not limited to, interest rate risk and credit risk.

Changing Fixed Income Market Conditions Risk. Future interest rate increases by the Federal Reserve could cause the value of any Fund that invests in fixed income securities to decrease. Federal Reserve policy changes may expose fixed-income and related markets to heightened volatility and may reduce liquidity for certain Fund investments, which could cause the value of a Fund's investments and share price to decline. If a Fund invests in derivatives tied to fixed-income markets, the Fund may be more substantially exposed to these risks than a fund that does not invest in derivatives. To the extent a Fund experiences high redemptions because of these policy changes, the Fund may experience increased portfolio turnover, which will increase the costs the Fund incurs and may lower its performance. Furthermore, if rising interest rates cause a Fund to lose enough value, the Fund could also face increased shareholder redemptions, which could force the Fund to liquidate investments at disadvantageous times or prices, therefore adversely affecting the Fund. In addition, decreases in fixed income dealer market-making capacity may persist in the future, potentially leading to decreased liquidity and increased volatility in the fixed income markets.

Collateralized Bond Obligation Risk. The pool of securities underlying collateralized bond obligations is typically separated in groupings called tranches representing different degrees of credit quality. The higher quality tranches have greater degrees of protection and pay lower interest rates. The lower tranches, with greater risk, pay higher interest rates.

Commodity Risk. A Fund's exposure to the commodities futures markets may subject the Fund to greater volatility than investments in traditional securities. The value of commodity-linked derivative instruments, commodity-based notes may be affected by changes in overall market movements, commodity index volatility, changes in interest rates, or sectors affecting a particular industry or commodity, such as drought, floods, weather, livestock disease, embargoes, tariffs, and international economic, political and regulatory developments.

Communications Companies Risk. Communications companies are subject to the risk that they will underperform the market as a whole due to legislative or regulatory changes, adverse market conditions and/or increased competition.

Conflict of Interest - Adviser/Sub-Adviser Risk. The Adviser, Sub-Adviser, portfolio managers and other individuals associated with the Adviser and Sub-Adviser may have compensation and/or other arrangements that may be in conflict to the interests of a Fund.

Conflict of Interest - Portfolio Manager Risk. Actual or apparent conflicts of interest may arise when a portfolio manager has day-to-day management responsibilities with respect to more than one fund or other accounts. More specifically, portfolio managers who manage multiple funds are presented with the following potential conflicts:

The management of multiple accounts may result in a portfolio manager devoting unequal time and attention to the management of each account. The management of multiple funds and accounts also may give rise to potential conflicts of interest if the funds and accounts have different objectives, benchmarks, time horizons, and fees as the portfolio manager must allocate his time and investment ideas across multiple funds and accounts.

With respect to securities transactions for the Funds, the Adviser or Sub-Adviser determines which broker to use to execute each order, consistent with the duty to seek best execution of the transaction. The portfolio manager may execute transactions for another fund or account that may adversely impact the value of securities held by the Funds. Securities selected for funds or accounts other than the Funds may outperform the securities selected for the Funds.

The appearance of a conflict of interest may arise where the Adviser or Sub-Adviser has an incentive, such as a performance-based advisory fee. The management of personal accounts may give rise to potential conflicts of interest; there is no assurance that the Funds' code of ethics will adequately address such conflicts. One of the portfolio manager's numerous responsibilities is to assist in the sale of Fund shares. Because the portfolio manager's compensation is linked to the sale of Fund shares, they may have an incentive to devote time to marketing efforts designed to increase sales of Fund shares.

Each of the Adviser and Sub-Adviser has adopted a code of ethics that, among other things, permits personal trading by employees under conditions where it has been determined that such trades would not adversely impact client accounts. Nevertheless, the management of personal accounts may give rise to potential conflicts of interest, and there is no assurance that these codes of ethics will adequately address such conflicts.

Please refer to the section of the Funds' SAI entitled "Adviser and Sub-Adviser-Potential Conflicts of Interest" for additional information regarding potential conflicts of interest.

Consumer Discretionary Risk. The success of consumer product manufacturers and retailers is tied closely to the performance of domestic and international economies, interest rates, exchange rates, competition, consumer confidence, changes in demographics and consumer preferences. Companies in the consumer discretionary sector depend heavily on disposable household income and consumer spending and may be strongly affected by social trends and marketing campaigns. These companies may be subject to severe competition, which may have an adverse impact on their profitability.

Convertible Securities Risk. Convertible bonds are hybrid securities that have characteristics of both bonds and common stocks and are subject to fixed income security risks and conversion value-related equity risk. Convertible bonds are similar to other fixed-income securities because they usually pay a fixed interest rate and are obligated to repay principal on a given date in the future. The market value of fixed-income securities tends to decline as interest rates increase. Convertible bonds are particularly sensitive to changes in interest rates when their conversion to equity feature is small relative to the interest and principal value of the bond. If a convertible security's investment value is greater than its conversion value, its price will likely increase when interest rates fall and decrease when interest rates rise. If the conversion value exceeds the investment value, the price of the convertible security will tend to fluctuate directly with the price of the underlying equity security. Convertible issuers may not be able to make principal and interest payments on the bond as they become due. Convertible bonds may also be subject to prepayment or redemption risk. If a convertible bond is called for redemption, the Funds will be required to surrender the security for redemption, convert it into the issuing company's common stock or cash at a time that may be unfavorable to the Funds. Convertible securities have characteristics similar to common stocks especially when their conversion value is greater than the interest and principal value of the bond. The price of equity securities may rise or fall because of economic or political changes. Stock prices in general may decline over short or even extended periods of time. Market prices of equity securities in broad market segments may be adversely affected by a prominent issuer having experienced losses or by the lack of earnings or such an issuer's failure to meet the market's expectations with respect to new products or services, or even by factors wholly unrelated to the value or condition of the issuer, such as changes in interest rates. When a convertible bond's value is more closely tied to its conversion to stock feature, it is sensitive to the underlying stock's price.

Counterparty Risk. The Fund may engage in transactions in securities and financial instruments that involve counterparties. Counterparty risk is the risk that a counterparty (the other party to a transaction or an agreement or the party with whom a Fund executes transactions) to a transaction with the Funds may be unable or unwilling to make timely principal, interest or settlement payments, or otherwise honor its obligations.

Credit Default Swap Risk. Credit default swaps ("CDS") are typically two-party financial contracts that transfer credit exposure between the two parties. Under a typical CDS, one party (the "seller") receives pre-determined periodic payments from the other party (the "buyer"). The seller agrees to make compensating specific payments to the buyer if a negative credit event occurs, such as the bankruptcy or default by the issuer of the underlying debt instrument. The use of CDS involves investment techniques and risks different from those associated with ordinary portfolio security transactions, such as potentially heightened counterparty, concentration and exposure risks.

Credit Risk. Credit risk is the risk that an issuer of a security will fail to pay principal and interest in a timely manner, reducing a Fund's total return. A Fund may invest in high-yield, high-risk securities commonly called "junk

bonds,” that are not investment grade and are generally considered speculative because they present a greater risk of loss, including default, than higher quality debt securities. Credit risk may be substantial for the Fund.

Credit Risk (for Floating Rate Loans). Credit risk is the risk that the issuer of a security and other instrument will not be able to make principal and interest payments when due. The value of a Fund’s shares, and the Fund’s ability to pay dividends, is dependent upon the performance of the assets in its portfolio. Prices of a Fund’s investments can fall if the actual or perceived financial health of the borrowers on, or issuers of, such investments deteriorates, whether because of broad economic or issuer-specific reasons. In severe cases, the borrower or issuer could be late in paying interest or principal or could fail to pay altogether.

In the event a borrower fails to pay scheduled interest or principal payments on an investment held by a Fund, the Fund will experience a reduction in its income and a decline in the market value of such investment. This will likely reduce the amount of dividends paid by a Fund and likely lead to a decline in the net asset value of the Fund’s shares.

A Fund may invest in floating rate loans that are senior in the capital structure of the borrower or issuer, and that are secured with specific collateral. Loans that are senior and secured generally involve less risk than unsecured or subordinated debt and equity instruments of the same borrower because the payment of principal and interest on senior loans is an obligation of the borrower that, in most instances, takes precedence over the payment of dividends or the return of capital to the borrower’s shareholders, and payments to bond holders; and because of the collateral supporting the repayment of the debt instrument. However, the value of the collateral may not equal a Fund’s investment when the debt instrument is acquired or may decline below the principal amount of the debt instrument subsequent to the Fund’s investment. Also, to the extent that collateral consists of stocks of the borrower, or its subsidiaries or affiliates, a Fund bears the risk that the stocks may decline in value, be relatively illiquid, or may lose all or substantially all of their value, causing the Fund’s investment to be undercollateralized. Therefore, the liquidation of the collateral underlying a floating rate loan in which a Fund has invested, may not satisfy the borrower’s obligation to the Fund in the event of non-payment of scheduled interest or principal, and the collateral may not be able to be readily liquidated.

In the event of the bankruptcy of a borrower or issuer, a Fund could experience delays and limitations on its ability to realize the benefits of the collateral securing the Fund’s investment. Among the risks involved in a bankruptcy are assertions that the pledge of collateral to secure a loan constitutes a fraudulent conveyance or preferential transfer that would have the effect of nullifying or subordinating a Fund’s rights to the collateral.

The floating rate debt in which a Fund invests may be generally rated lower than investment-grade credit quality, i.e., rated lower than “Baa3” by Moody’s Investors Service, Inc. (“Moody’s”) or “BBB-” by S&P Global Ratings (“S&P”), or have been made to borrowers who have issued debt securities that are rated lower than investment-grade in quality or, if unrated, would be rated lower than investment-grade credit quality. Investment decisions for a Fund will be based largely on the credit analysis performed by the Sub-Adviser, and not entirely on rating agency evaluation. This analysis may be difficult to perform. Information about a loan and its borrower generally is not in the public domain. Many borrowers have not issued securities to the public and are not subject to reporting requirements under federal securities laws. Generally, however, borrowers are required to provide financial information to lenders and information may be available from other loan market participants or agents that originate or administer loans.

Currency Risk. Currency trading involves significant risks, including market risk, interest rate risk, country risk, counterparty credit risk and short sale risk. Market risk results from the price movement of foreign currency values

in response to shifting market supply and demand. Since exchange rate changes can readily move in one direction, a currency position carried overnight or over a number of days may involve greater risk than one carried a few minutes or hours. Interest rate risk arises whenever a country changes its stated interest rate target associated with its currency. Country risk arises because virtually every country has interfered with international transactions in its currency. Interference has taken the form of regulation of the local exchange market, restrictions on foreign investment by residents or limits on inflows of investment funds from abroad. Restrictions on the exchange market or on international transactions are intended to affect the level or movement of the exchange rate. This risk could include the country issuing a new currency, effectively making the “old” currency worthless. The Funds may also take short positions, through derivatives, if the Adviser believes the value of a currency is likely to depreciate in value. A “short” position is, in effect, similar to a sale in which a Fund sells a currency it does not own but, has borrowed in anticipation that the market price of the currency will decline. A Fund must replace a short currency position by purchasing it at the market price at the time of replacement, which may be more or less than the price at which the Fund took a short position in the currency.

Derivatives Risk. A Fund may use derivatives to enhance returns or hedge against market declines. A Fund’s use of derivative instruments involves risks different from, or possibly greater than, the risks associated with investing directly in securities and other traditional investments. These risks include (i) the risk that the counterparty to a derivative transaction may not fulfill its contractual obligations; (ii) risk of mispricing or improper valuation; and (iii) the risk that changes in the value of the derivative may not correlate perfectly with the underlying asset, rate or index. Derivative prices are highly volatile and may fluctuate substantially during a short period of time. Such prices are influenced by numerous factors that affect the markets, including, but not limited to: changing supply and demand relationships; government programs and policies; national and international political and economic events, changes in interest rates, inflation and deflation and changes in supply and demand relationships. Trading derivative instruments involves risks different from, or possibly greater than, the risks associated with investing directly in securities including:

Leverage and Volatility Risk. Derivative contracts ordinarily have leverage inherent in their terms. The low margin deposits normally required in trading derivatives, including futures contracts, permit a high degree of leverage. In addition, it is anticipated that the Underlying Pools will be “notionally funded” - that is, their nominal trading level will exceed the cash deposited in the trading accounts. Accordingly, a relatively small price movement may result in an immediate and substantial loss to a Fund. The use of leverage may also cause a Fund to liquidate portfolio positions when it would not be advantageous to do so in order to satisfy its obligations. The use of leveraged derivatives can magnify a Fund’s potential for gain or loss and, therefore, amplify the effects of market volatility on the Fund’s share price.

Liquidity Risk. Although it is anticipated that the derivatives traded by a Fund will be actively traded, it is possible that particular investments might be difficult to purchase or sell, possibly preventing the Fund from executing positions at an advantageous time or price, or possibly requiring them to dispose of other investments at unfavorable times or prices in order to satisfy their obligations. Most U.S. commodity futures exchanges impose daily limits regulating the maximum amount above or below the previous day’s settlement price which a futures contract price may fluctuate during a single day. During a single trading day, no trades may be executed at prices beyond the daily limit. Once the price of a particular futures contract has increased or decreased to the limit point, it may be difficult, costly or impossible to liquidate a position. It is also possible that an exchange or the Commodity Futures Trading Commission (“CFTC”), which regulates commodity futures exchanges, may suspend trading in a particular contract, order immediate settlement of a contract or order that trading to the liquidation of open positions only.

Development Stage Company Risk. The Funds may invest a substantial portion of the portfolio in development stage companies that are not generating meaningful revenue. The prospects of development stage companies in the healthcare and life sciences sectors may depend entirely on the outcomes of research and development, clinical trials and uncertain regulatory outcomes for a small number of products. If these fail, these companies may decline in value substantially.

Distribution Policy Risk. A Fund's distribution policy is not designed to generate, and is not expected to result in, distributions that equal a fixed percentage of the Fund's current net asset value per share. Shareholders receiving periodic payments from the Fund may be under the impression that they are receiving net profits. However, all or a portion of a distribution may consist of a return of capital. Return of capital is the portion of distribution that is a return of your original investment dollars in a Fund. Shareholders should not assume that the source of a distribution from a Fund is net profit. Shareholders should note that return of capital will reduce the tax basis of their shares and potentially increase the taxable gain, if any, upon disposition of their shares. Each applicable Fund will provide disclosures with each distribution that estimate the percentages of the current and year-to-date distributions that represent (1) net investment income, (2) capital gains and (3) return of capital. At the end of the year, the Fund may be required under applicable law to re-characterize distributions made previously during that year among (1) ordinary income, (2) capital gains and (3) return of capital for tax purposes.

Dividend Yield Risk. While a Fund may hold securities of companies that have historically paid a dividend, those companies may reduce or discontinue their dividends, thus reducing the yield of the Fund. Lower priced securities in the Fund may be more susceptible to these risks. Past dividend payments are not a guarantee of future dividend payments. Also, the market return of high dividend yield securities, in certain market conditions, may be worse than the market return of other investment strategies or the overall stock market.

Duration Risk. Longer-term securities may be more sensitive to interest rate changes. Given the recent, historically low interest rates and the potential for increases in those rates, a heightened risk is posed by rising interest rates to a fund whose portfolio includes longer-term fixed income securities. Effective duration estimates price changes for relatively small changes in rates. If rates rise significantly, effective duration may tend to understate the drop in a security's price. If rates drop significantly, effective duration may tend to overstate the rise in a security's price.

Emerging Markets Risk. The Fund may invest in countries with newly organized or less developed securities markets. There are typically greater risks involved in investing in emerging markets securities. Generally, economic structures in these countries are less diverse and mature than those in developed countries and their political systems tend to be less stable. There may also be less reliable or publicly available information about emerging markets due to non-uniform regulatory, auditing or financial recordkeeping standards (including material limits on PCAOB inspection, investigation and enforcement), which could cause errors in the implementation of a Fund's investment strategy. Emerging market economies may be based on only a few industries, therefore security issuers, including governments, may be more susceptible to economic weakness and more likely to default. Emerging market countries also may have relatively unstable governments, weaker economies, and less-developed legal systems with fewer security holder rights. The Fund's performance may depend on issues other than those that affect U.S. companies and may be adversely affected by different rights and remedies associated with emerging market investments, or the lack thereof, compared to those associated with U.S. companies. Investments in emerging markets countries may be affected by government policies that restrict foreign investment in certain issuers or industries. The potentially smaller size of their securities markets and lower trading volumes can make investments relatively illiquid and potentially more volatile than investments in developed countries, and such

securities may be subject to abrupt and severe price declines. Due to this relative lack of liquidity, the Fund may have to accept a lower price or may not be able to sell a portfolio security at all. An inability to sell a portfolio position can adversely affect the Fund's value or prevent the Fund from being able to meet cash obligations or take advantage of other investment opportunities. Investing in emerging markets involves not only the risks described below with respect to investing in foreign securities, but also other risks, including exposure to economic structures that are generally less diverse and mature, and to political systems that can be expected to have less stability, than those of developed countries. For example, emerging markets may experience significant declines in value due to political and currency volatility. Other characteristics of emerging markets that may affect investment include certain national policies that may restrict investment by foreigners in issuers or industries deemed sensitive to relevant national interests and the absence of developed structures governing private and foreign investments and private property. The typically small size of the markets of securities of issuers located in emerging markets and the possibility of a low or nonexistent volume of trading in those securities may also result in a lack of liquidity and in price volatility of those securities.

Equity Security Risk. Common and preferred stocks are susceptible to general stock market fluctuations and to volatile increases and decreases in value as market confidence in and perceptions of their issuers change. Warrants and rights may expire worthless if the price of a common stock is below the conversion price of the warrant or right. Convertible bonds may decline in value if the price of a common stock falls below the conversion price. Investor perceptions are based on various and unpredictable factors, including expectations regarding government, economic, monetary and fiscal policies; inflation and interest rates; economic expansion or contraction and global or regional political, economic and banking crises.

ETFs Risk. Like an open-end investment company (mutual fund), the value of an ETF can fluctuate based on the prices of the securities owned by the ETF, and ETFs are also subject to the following additional risks: (i) the ETF's market price may be less than its net asset value; (ii) an active market for the ETF may not develop; and (iii) market trading in the ETF may be halted under certain circumstances.

Ethical Investment Risk. Each Fund's ethical values screening criteria could cause it to underperform similar funds that do not have such screening criteria. This could be due to ethically acceptable companies falling out of favor with investors or failing to perform as well as companies that do not meet the Funds' ethical screening guidelines. The Funds' ethical screening criteria limits the potential universe of investments and could cause each Fund to avoid investments that subsequently perform well.

The Adviser promotes for its ideals of companies serving the needs of customers, employees, suppliers, communities and society broadly. There is a risk that the Adviser's advocacy of these measures could limit the Fund's investment universe and reduce the amount of profits that can be realized by companies, consequently reducing the Fund's investment returns. There is no guarantee that the Adviser's advocacy will achieve its intended results nor does the Adviser currently anticipate it will forego any investment opportunities for the Fund as a result. The Adviser might engage with a company's management team as part of its efforts to promote its Initiatives. Furthermore, the U.S. government, or any agency thereof, may enact rules or legislation that, directly or indirectly, has a material effect on the Adviser's goals and may materially impact the value of the companies.

Exchange Traded Notes Risk. Similar to ETFs, owning an ETN generally reflects the risks of owning the assets that comprise the underlying market benchmark or strategy that the ETN is designed to reflect. ETNs also are subject to issuer and fixed-income risk.

Extension Risk. If interest rates rise, repayments of principal on certain debt securities, including, but not limited to, floating rate loans and mortgage-related securities, may occur at a slower rate than expected and the expected maturity of those securities could lengthen as a result. Securities that are subject to extension risk generally have a greater potential for loss when prevailing interest rates rise, which could cause their values to fall sharply.

Fixed Income Risk. When a Fund invests in fixed income securities, the value of your investment in the Fund will fluctuate with changes in interest rates. Typically, a rise in interest rates causes a decline in the value of fixed income securities owned by a Fund. In general, the market price of fixed income securities with longer maturities will increase or decrease more in response to changes in interest rates than shorter-term securities. Other risk factors include credit risk (the debtor may default), extension risk (an issuer may exercise its right to repay principal on a fixed rate obligation held by a Fund later than expected), and prepayment risk (the debtor may pay its obligation early, reducing the amount of interest payments). These risks could affect the value of a particular investment by a Fund, possibly causing the Fund's share price and total return to be reduced and fluctuate more than other types of investments.

Prior to the cessation of LIBOR, the Funds may have had exposure to LIBOR-linked investments. While some instruments contemplate a scenario where LIBOR is no longer available by providing for an alternative rate setting methodology, not all instruments have such provisions and there is significant uncertainty regarding the effectiveness of any such alternative methodologies and potential for short-term and long-term market instability. The Funds cannot reasonably estimate the impact of the transition away from LIBOR at this time. There could be an adverse impact on the value of preferred and debt securities with floating or fixed-to-floating rate coupons.

Foreign Currency Risk. Currency trading involves significant risks, including market risk, interest rate risk, country risk, counterparty credit risk and short sale risk. Market risk results from the price movement of foreign currency values in response to shifting market supply and demand. Since exchange rate changes can readily move in one direction, a currency position carried overnight or over a number of days may involve greater risk than one carried a few minutes or hours. Interest rate risk arises whenever a country changes its stated interest rate target associated with its currency. Country risk arises because virtually every country has interfered with international transactions in its currency. Interference has taken the form of regulation of the local exchange market, restrictions on foreign investment by residents or limits on inflows of investment funds from abroad. Restrictions on the exchange market or on international transactions are intended to affect the level or movement of the exchange rate. This risk could include the country issuing a new currency, effectively making the "old" currency worthless.

Foreign Exchanges Risk. A portion of the derivatives trades made by a Fund may take place on foreign markets. Neither existing CFTC regulations nor regulations of any other U.S. governmental agency apply to transactions on foreign markets. Some of these foreign markets, in contrast to U.S. exchanges, are so-called principals' markets in which performance is the responsibility only of the individual counterparty with whom the trader has entered into a commodity interest transaction and not of the exchange or clearing corporation. In these kinds of markets, there is risk of bankruptcy or other failure or refusal to perform by the counterparty.

Foreign Securities Risk. Since a Fund's investments may include ADRs and foreign securities, the Fund is subject to risks beyond those associated with investing in domestic securities. The value of foreign securities is subject to currency fluctuations, adverse political, social and economic developments, less liquidity, greater volatility, less developed or less efficient trading markets, and political instability. Foreign companies are generally not subject to the same regulatory requirements of U.S. companies thereby resulting in less publicly available information about these companies. In addition, foreign accounting, auditing and financial reporting standards generally differ from

those applicable to U.S. companies. Depository receipts maintain substantially the same risks as those associated with investments in foreign securities and may be under no obligation to distribute shareholder communications or pass through any voting rights with respect to the deposited securities. The departure of the United Kingdom and the potential departure of additional countries from the European Union may have significant political and financial consequences on global markets. Uncertainty relating to the withdrawal procedures and timeline may have adverse effects on valuations and the renegotiation of current trade agreements, as well as an increase in financial regulation in such markets.

Investing in securities of Chinese issuers involves certain risks and considerations not typically associated with investing in securities of U.S. issuers, including, among others, more frequent trading suspensions and government interventions (including by nationalization of assets), currency exchange rate fluctuations or blockages, limits on the use of brokers and on foreign ownership, different financial reporting standards, higher dependence on exports and international trade, potential for increased trade tariffs, sanctions, embargoes and other trade limitations, and custody risks. U.S. sanctions or other investment restrictions could preclude the Fund from investing in certain Chinese issuers or cause the Fund to sell investments at a disadvantageous time. Significant portions of the Chinese securities markets may become rapidly illiquid, as Chinese issuers have the ability to suspend the trading of their equity securities and have shown a willingness to exercise that option in response to market volatility and other events.

Forwards Risk. Foreign currency forward contracts are a type of derivative contract whereby the Fund may agree to buy or sell a country's or region's currency at a specific price on a specific date, usually 30, 60, or 90 days in the future. These contracts are subject to the risk of political and economic factors applicable to the countries issuing the underlying currencies and may fall in value due to foreign market downswings or foreign currency value fluctuations. Forward foreign currency contracts are individually negotiated and privately traded so they are dependent upon the creditworthiness of the counterparty and subject to counterparty risk. A Fund's investment or hedging strategies may not achieve their objective. Derivative prices are highly volatile and may fluctuate substantially during a short period of time. Such prices are influenced by numerous factors that affect the markets, including, but not limited to: changing supply and demand relationships; government programs and policies; national and international political and economic events, changes in interest rates, inflation and deflation and changes in supply and demand relationships. Derivative contracts ordinarily have leverage inherent in their terms and low margin deposits normally required in trading derivatives permit a high degree of leverage. Accordingly, a relatively small price movement may result in an immediate and substantial loss to a Fund. The use of leverage may also cause a Fund to liquidate portfolio positions when it would not be advantageous to do so in order to satisfy its obligations. The use of leveraged derivatives can magnify a Fund's potential for gain or loss and, therefore, amplify the effects of market volatility on the Fund's share price.

Futures Contract Risk. A Fund's use of futures contracts involves risks different from, or possibly greater than, the risks associated with investing directly in securities and other traditional investments. These risks include (i) leverage risk; (ii) risk of mispricing or improper valuation; and (iii) the risk that changes in the value of the futures contract may not correlate perfectly with the underlying index. Investments in futures contracts involve leverage, which means a small percentage of assets invested in futures contracts can have a disproportionately large impact on a Fund. This risk could cause a Fund to lose more than the principal amount invested. Futures contracts may become mispriced or improperly valued when compared to the Adviser's expectation and may not produce the desired investment results. Additionally, changes in the value of futures contracts may not track or correlate perfectly with the underlying index because of temporary, or even long-term, supply and demand imbalances and because futures do not pay dividends unlike the stocks upon which they are based.

Futures Risk. A Fund's use of stock index futures as a substitute for stocks or to enhance returns involves risks different from, or possibly greater than, the risks associated with investing directly in securities and other traditional investments. These risks include (i) leverage risk; (ii) risk of mispricing or improper valuation; and (iii) the risk that changes in the value of the futures contract may not correlate perfectly with the underlying index. Investments in futures involve leverage, which means a small percentage of assets invested in futures can have a disproportionately large impact on the Fund. This risk could cause the Fund to lose more than the principal amount invested. Futures contracts may become mispriced or improperly valued when compared to the Adviser's expectation and may not produce the desired investment results. Additionally, changes in the value of futures contracts may not track or correlate perfectly with the underlying index because of temporary, or even long-term, supply and demand imbalances and because futures do not pay dividends unlike the stocks upon which they are based.

Geographic Concentration Risk. A Fund may be particularly susceptible to economic, political, regulatory or other events or conditions affecting countries within the specific geographic regions in which the Fund invests. Currency devaluations could occur in countries that have not yet experienced currency devaluation to date or could continue to occur in countries that have already experienced such devaluations. As a result, a Fund's net asset value may be more volatile than a more geographically diversified fund.

Growth Stock Risk. "Growth" stocks can react differently to issuer, political, market, and economic developments than the market as a whole and other types of stocks. "Growth" stocks also tend to be more expensive relative to their earnings or assets compared to other types of stocks. As a result, "growth" stocks tend to be sensitive to changes in their earnings and more volatile in price than the stock market as a whole. In addition, companies that the Adviser or Sub-Adviser believes have significant growth potential are often companies with new, limited or cyclical product lines, markets or financial resources and the management of such companies may be dependent upon one or a few key people. The stocks of such companies can therefore be subject to more abrupt or erratic market movements than stocks of larger, more established companies or the stock market in general.

Healthcare & Life Sciences Sector Risk. Companies in the healthcare and life sciences sectors, including drug related companies, may be heavily dependent on clinical trials with uncertain outcomes and decisions made by governments and regulatory authorities. Further, these companies are dependent on patent protection, and the expiration of patents may adversely affect the profitability of the companies. Healthcare and life sciences companies are also subject to litigation based on infringement claims. Additionally, the profitability of some healthcare and life sciences companies may be dependent on a relatively limited number of products, and their products can become obsolete due to sector innovation, changes in technologies or other market developments. In addition, companies in the healthcare and life sciences sectors group may not be financially profitable and thus subject to additional risks.

Hedging Risk. Hedging is a strategy in which a Fund uses a derivative to offset the risks associated with other Fund holdings. There can be no assurance that a Fund's hedging strategy will reduce risk or that hedging transactions will be either available or cost effective. A Fund is not required to use hedging and may choose not to do so.

Income Risk. Income risk is the risk that the income from a Fund's portfolio will decline because of falling market interest rates. This can result when a Fund invests the proceeds from new share sales, or from matured or called bonds, at market interest rates that are below the portfolio's current earnings rate.

Index Risk. If the derivative is linked to the performance of an index, it will be subject to the risks associated with changes in that index.

Industrial Sector Risk. Industrial companies are affected by supply and demand both for their specific product or service and for industrial sector products in general. Government regulation, world events, exchange rates and economic conditions, technological developments and liabilities for environmental damage and general civil liabilities will likewise affect the performance of these companies.

Industry Concentration Risk. A Fund may be susceptible to an increased risk of loss, including losses due to adverse occurrences affecting the Fund more than the market as a whole, because the Fund's investments are concentrated in the specific industries.

Inflation-Indexed Bond Risk. Inflation-indexed bonds are fixed income securities whose principal values are periodically adjusted according to a measure of inflation. If the index measuring inflation falls, the principal value of inflation-indexed bonds will be adjusted downward, and consequently the interest payable on these securities (calculated with respect to a smaller principal amount) will be reduced. Repayment of the original bond principal upon maturity (as adjusted for inflation) is guaranteed in the case of U.S. Treasury inflation indexed bonds. For bonds that do not provide a similar guarantee, the adjusted principal value of the bond repaid at maturity may be less than the original principal. With regard to municipal inflation-indexed bonds and certain corporate inflation-indexed bonds, the inflation adjustment is reflected in the semi-annual coupon payment. As a result, the principal value of municipal inflation-indexed bonds and such corporate inflation indexed bonds does not adjust according to the rate of inflation. The value of inflation-indexed bonds is expected to change in response to changes in real interest rates. Real interest rates are tied to the relationship between nominal interest rates and the rate of inflation. If nominal interest rates increase at a faster rate than inflation, real interest rates may rise, leading to a decrease in value of inflation-indexed bonds. Inflation-indexed bonds may cause a potential cash flow mismatch to investors, because an increase in the principal amount of an inflation-indexed bond will be treated as interest income currently subject to tax at ordinary income rates even though investors will not receive repayment of principal until maturity. If a Fund invests in such bonds, it will be required to distribute such interest income in order to qualify for treatment as a regulated investment company and eliminate the Fund-level tax, without a corresponding receipt of cash, and therefore may be required to dispose of portfolio securities at a time when it may not be desirable.

Inflation Protected Securities Risk. Inflation-protected debt securities tend to react to changes in real interest rates. Real interest rates represent nominal (stated) interest rates reduced by the expected impact of inflation. In general, the price of an inflation-protected debt security can fall when real interest rates rise and can rise when real interest rates fall. Interest payments on inflation-protected debt securities can be unpredictable and will vary as the principal and/or interest is adjusted for inflation.

Interest Rate Risk. Changes in short-term market interest rates will directly affect the yield on the shares of a fund whose investments are normally invested in floating rate debt. If short-term market interest rates fall, the yield on the Fund's shares will also fall. Conversely, when short-term market interest rates rise, because of the lag between changes in such short-term rates and the resetting of the floating rates on the floating rate debt in the Fund's portfolio, the impact of rising rates will be delayed to the extent of such lag. Rising interest rates pose a heightened risk to the Fund's longer-term fixed income securities.

Interest Rate Risk (for Floating Rate Loans). Changes in short-term market interest rates will directly affect the yield on the shares of a Fund whose investments are normally invested in floating rate debt. If short-term market interest rates fall, the yield on a Fund's shares will also fall. Conversely, when short-term market interest rates rise, because of the lag between changes in such short-term rates and the resetting of the floating rates on the floating rate debt in a Fund's portfolio, the impact of rising rates will be delayed to the extent of such lag. In addition, to the extent that the interest rate spreads on floating rate debt in a Fund's portfolio experience a general decline, the yield on the Fund's shares will fall and the value of the Fund's assets may decrease, which will cause the Fund's net asset value to decrease. With respect to a Fund's investments in fixed rate instruments, a rise in interest rates generally causes values to fall. The values of fixed rate securities with longer maturities or duration are more sensitive to changes in interest rates.

Inverse ETF Risk. Investing in inverse ETFs may result in increased volatility due to the Funds' possible use of short sales of securities and derivatives such as options and futures. The use of leverage by an ETF increases risk to a Fund. The more a Fund invests in leveraged instruments, the more the leverage will magnify any gains or losses on those investments. During periods of increased volatility, inverse ETFs may not perform in the manner they are designed.

Investment Style Risk. Different types of investment styles, for example growth or value, tend to perform differently and shift into and out of favor with investors depending on changes in market and economic sentiment and conditions. As a result, a Fund's performance may at times be worse than the performance of other mutual funds that invest more broadly or that have different investment styles.

Issuer Specific Risk. The value of a specific security can be more volatile than the market as a whole and can perform differently from the value of the market as a whole. The value of securities of smaller issuers can be more volatile than those of larger issuers. The value of certain types of securities can be more volatile due to increased sensitivity to adverse issuer, political, regulatory, market, or economic developments. The value of each underlying pool will be dependent on the success of the strategies used by its manager or managers. Certain managers may be dependent upon a single individual or small group of individuals, the loss of which could adversely affect their success.

Junk Bond Risk. Lower-quality bonds, known as "high yield" or "junk" bonds, present a significant risk for loss of principal and interest. These bonds offer the potential for higher return, but also involve greater risk than bonds of higher quality, including an increased possibility that the bond's issuer, obligor or guarantor may not be able to make its payments of interest and principal (credit quality risk). If that happens, the value of the bond may decrease, and a Fund's share price may decrease, and its income distribution may be reduced. An economic downturn or period of rising interest rates (interest rate risk) could adversely affect the market for these bonds and reduce a Fund's ability to sell its bonds (liquidity risk). Such securities may also include "Rule 144A" securities, which are subject to resale restrictions. The lack of a liquid market for these bonds could result in a decrease in a Fund's share price.

Large Capitalization Company Risk. Large capitalization companies may be less able than smaller capitalization companies to adapt to changing market conditions. Large capitalization companies may be more mature and subject to more limited growth potential compared with smaller capitalization companies. During different market cycles, the performance of large capitalization companies has trailed the overall performance of the broader securities markets.

Leverage Risk. Using derivatives can create leverage, which can amplify the effects of market volatility on a Fund's share price and make the Fund's returns more volatile. The use of leverage may cause a Fund to liquidate portfolio positions when it would not be advantageous to do so in order to satisfy its obligations. The use of leverage may also cause the Fund to have higher expenses than those of mutual funds that do not use such techniques.

Leveraged ETF Risk. Leveraged ETFs will amplify losses because they are designed to produce returns that are a multiple of the index to which they are linked. Most leveraged ETFs "reset" daily. Due to the effect of compounding, their performance over longer periods of time can differ significantly from the performance of their underlying index or benchmark during the same period of time.

LIBOR Transition Risk. LIBOR settings are no longer published. While some instruments may address a scenario where LIBOR is no longer available by providing for an alternative rate setting methodology, and an increasing number of existing U.S. dollar debt instruments provide for a benchmark reference rate other than LIBOR, not all instruments will have such provisions and there is significant uncertainty regarding the effectiveness of alternative methodologies and the potential for short-term and long-term market instability. These matters may result in a sudden or prolonged increase or decrease in reported benchmark rates, benchmark rates being more volatile than they have been in the past, and/or fewer debt instruments utilizing given benchmark rates as a component of interest payments. Additionally, in connection with the adoption of another benchmark as a replacement for LIBOR in a debt instrument's documentation, the interest rate (or method for calculating the interest rate) applicable to that debt instrument may be modified to account for differences between LIBOR and the applicable replacement benchmark used to calculate the rate of interest payable in respect of that instrument, which modification may be based on industry-accepted spread adjustments or recommendations from various governmental and non-governmental bodies. The Funds cannot reasonably estimate the impact of the transition away from LIBOR at this time. There could be an adverse impact on the value of debt instruments with floating or fixed-to-floating rate coupons and, in turn, a material adverse impact on the value of the Funds.

The transition away from LIBOR may affect the cost of capital, may require amending or restructuring debt instruments and related hedging arrangements for a Fund and its portfolio companies, and may impact the liquidity and/or value of floating rate instruments based on LIBOR that are held or may be held by a Fund in the future, which may result in additional costs or adversely affect the Fund's liquidity, results of operations, and financial condition. Any such effects of the transition away from LIBOR, as well as other unforeseen effects, could result in losses for the Funds.

Limited History of Operations Risk. The Fund has a limited history of operations for investors to evaluate.

Liquidity Risk. Liquidity risk exists when particular investments are difficult to sell. Although most of the Funds' securities must be liquid at the time of investment, a Fund may purchase illiquid investments and securities may become illiquid after purchase by the Fund, particularly during periods of market turmoil. When a Fund holds illiquid investments, the Fund's investments may be harder to value, especially in changing markets, and if a Fund is forced to sell these investments to meet redemptions or for other cash needs, the Fund may suffer an unexpected loss. In addition, when there is illiquidity in the market for certain securities, a Fund, due to limitations on investments in illiquid investments, may be unable to achieve its desired level of exposure to a certain sector.

Litigation Risk. A Fund may be named in a lawsuit despite no wrongdoing by the Fund, its Adviser or Sub-Adviser or any other service provider to the Fund. The defense of a lawsuit may detrimentally impact the Fund and its shareholders, including incurring legal defense costs, regulatory costs, and increased insurance premiums.

Loan Risk. Investments in bank loans may subject the Funds to heightened credit risks because such loans tend to be highly leveraged and potentially more susceptible to the risks of interest deferral, default and/or bankruptcy. Senior floating rate loans are often rated below investment grade but may also be unrated. The risks associated with these loans can be similar to the risks of below-investment grade fixed income instruments. An economic downturn would generally lead to a higher non-payment rate, and a senior floating rate loan may lose significant market value before a default occurs. Moreover, any specific collateral used to secure a senior floating rate loan may decline in value or become illiquid, which would adversely affect the loan's value. Unlike the securities markets, there is no central clearinghouse for loan trades, and the loan market has not established enforceable settlement standards or remedies for failure to settle. Therefore, portfolio transactions in loans may have uncertain settlement time periods. Senior floating rate loans are subject to a number of risks described elsewhere in this Prospectus, including liquidity risk and the risk of investing in below-investment grade fixed income instruments.

Lower Quality Debt Risk. Lower-quality debt securities involve greater risk of default or price changes due to changes in the credit quality of the issuer. The value of lower-quality debt securities often fluctuates in response to company, political, or economic developments and can decline significantly over short periods of time or during periods of general or regional economic difficulty. Lower-quality debt securities can be thinly traded or have restrictions on resale, making them difficult to sell at an acceptable price. The default rate for lower-quality debt securities is likely to be higher during economic recessions or periods of high interest rates.

Machinery and Electrical Equipment Industry Risk. The machinery and electrical equipment industries can be significantly affected by general economic trends, including employment, economic growth, and interest rates; changes in consumer sentiment and spending; overall capital spending levels, which are influenced by an individual company's profitability and broader factors such as interest rates and foreign competition; commodity prices; technical obsolescence; labor relations legislation; government regulation and spending; import controls; and worldwide competition. Companies in these industries also can be adversely affected by liability for environmental damage, depletion of resources, and mandated expenditures for safety and pollution control.

Management Risk. The net asset value of a Fund changes daily based on the performance of the securities in which it invests. The portfolio managers' judgments about the attractiveness, value and potential appreciation of particular securities in which a Fund invests may prove to be incorrect and there is no guarantee that the portfolio managers' judgments will produce the desired results.

Market Risk. Overall stock or bond market volatility may also affect the value of a Fund. Factors such as domestic and/or foreign economic growth and market conditions, interest rate levels, political events and terrorism affect the securities markets. A Fund's investments may decline in value if markets perform poorly. There is also a risk that a Fund's investments will underperform either the securities markets generally or particular segments of the securities markets. Unexpected local, regional or global events, such as war; acts of terrorism; financial, political or social disruptions; natural, environmental or man-made disasters; climate-change and climate-related events; the spread of infectious illnesses or other public health issues; recessions and depressions; or other events could have a significant impact on a Fund, and may impair market liquidity, thereby increasing liquidity risk. Such events can cause investor fear, which can adversely affect the economies of many companies, sectors, nations, regions and the market in general, in ways that cannot necessarily be foreseen.

The impact of COVID-19 adversely affected, and other infectious illness outbreaks that may arise in the future could adversely affect, the economies of many nations and the entire global economy, individual issuers and capital markets in ways that cannot necessarily be foreseen. In addition, the impact of infectious illnesses in emerging

market countries may be greater due to generally less established healthcare systems. Public health crises may exacerbate other pre-existing political, social and economic risks in certain countries or globally. The duration of these effects cannot be determined with certainty.

Market Volatility-Linked ETFs Risk. ETFs that are linked to market volatility have the risks associated with investing in futures. An ETF's use of futures involves risks different from, or possibly greater than, the risks associated with investing directly in securities and other traditional investments. These risks include (i) leverage risk; (ii) risk of mispricing or improper valuation; and (iii) the risk that changes in the value of the futures contract may not correlate perfectly with the underlying index. Investments in futures involve leverage, which means a small percentage of assets invested in futures can have a disproportionately large impact on a Fund. This risk could cause the ETF to lose more than the principal amount invested. Futures contracts may become mispriced or improperly valued when compared to the adviser's expectation and may not produce the desired investment results. Additionally, changes in the value of futures contracts may not track or correlate perfectly with the underlying index because of temporary, or even long-term, supply and demand imbalances and because futures do not pay dividends unlike the stocks upon which they are based.

Medium (Mid) Capitalization Company Risk. To the extent a Fund invests in the stocks of mid-sized companies, the Fund may be subject to additional risks. The earnings and prospects of these companies are more volatile than larger companies. These companies may experience higher failure rates than larger companies. Mid-sized companies normally have a lower trading volume than larger companies, which may tend to make their market price fall more disproportionately than larger companies in response to selling pressures. Mid-sized companies may also have limited markets, product lines or financial resources and may lack management experience.

Micro Capitalization Risk. Micro capitalization companies may be newly formed or have limited product lines, distribution channels and financial and managerial resources. The risks associated with those investments are generally greater than those associated with investments in the securities of larger, more established companies. This may cause a Fund's net asset value to be more volatile when compared to investment companies that focus only on large capitalization companies.

Generally, securities of micro capitalization companies are more likely to experience sharper swings in market value, less liquid markets in which it may be more difficult for the Adviser and/or Sub-Adviser to sell at times and at prices that the Adviser and/or Sub-Adviser believes appropriate and generally are more volatile than those of larger companies. Compared to large companies, micro capitalization companies are more likely to have (i) less information publicly available, (ii) more limited product lines or markets and less mature businesses, (iii) fewer capital resources, (iv) more limited management depth and (v) shorter operating histories. Further, the equity securities of micro capitalization companies are often traded over the counter and generally experience a lower trading volume than is typical for securities that are traded on a national securities exchange. Consequently, a Fund may be required to dispose of these securities over a larger period of time (and potentially at less favorable prices) than would be the case for securities of larger companies, offering greater potential for gains and losses and associated tax consequences.

MLP and MLP-Related Securities Risk. Investments in MLPs and MLP-related securities involve risks different from those of investing in common stock, including risks related to limited control and limited rights to vote on matters affecting the MLP or MLP-related security, risks related to potential conflicts of interest between an MLP and the MLP's general partner, cash flow risks, dilution risks (which could occur if the MLP raises capital and then invests it in projects whose return fails to exceed the cost of capital raised) and risks related to the general partner's

limited call right. MLPs and MLP-related securities are generally considered interest-rate sensitive investments. During periods of interest rate volatility, these investments may not provide attractive returns. During periods of rising interest rates, the use of MLPs or MLP-related securities could hinder the overall performance of the Fund.

MLP Tax Risk. MLPs, typically, do not pay U.S. federal income tax at the partnership level. Instead, each partner is allocated a share of the partnership's income, gains, losses, deductions and expenses. A change in current tax law or in the underlying business mix of a given MLP could result in an MLP being treated as a corporation for U.S. federal income tax purposes, which would result in such MLP being required to pay U.S. federal income tax on its taxable income. The classification of an MLP as a corporation for U.S. federal income tax purposes would have the effect of reducing the amount of cash available for distribution by the MLP. Thus, if any of the MLPs owned by a Fund were treated as corporations for U.S. federal income tax purposes, it could result in a reduction of the value of your investment in the Fund and lower income, as compared to an MLP that is not taxed as a corporation.

Municipal Bond Risk. The value of municipal bonds that depend on a specific revenue source or general revenue source to fund their payment obligations may fluctuate as a result of changes in the cash flows generated by the revenue source(s) or changes in the priority of the municipal obligation to receive the cash flows generated by the revenue source(s). In addition, changes in federal tax laws or the activity of an issuer may adversely affect the tax-exempt status of municipal bonds. There is no guarantee that a municipality will pay interest or repay principal. In addition, the ability of an issuer to make payments or repay interest may be affected by litigation or bankruptcy. In the event of such an issuer's bankruptcy, a Fund could experience delays in collecting principal and interest, and may not, in all circumstances, be able to collect all principal and interest to which it is entitled. To enforce its rights in the event of a default in the payment of interest or repayment of principal, or both, a debt holder may, in some instances, take possession of, and manage, the assets securing the issuer's obligations on such securities, which may increase a Fund's operating expenses. Any income derived from a Fund's ownership or operation of such assets may not be tax-exempt. Municipal bonds are generally subject to interest rate, credit and market risk.

Because many municipal bonds are issued to finance similar projects (such as those relating to education, health care, housing, transportation, and utilities), conditions in those sectors may affect the overall municipal securities market. In addition, changes in the financial condition of an individual municipal issuer can affect the overall municipal market. Municipal bonds backed by current or anticipated revenues from a specific project or specific assets can be negatively affected by the discontinuance of the supporting taxation or the inability to collect revenues for the specific project or specific assets. Municipal bonds are subject to the risk that the Internal Revenue Service (the "IRS") may determine that an issuer has not complied with applicable tax requirements and that interest from the municipal bond is taxable, which may result in a significant decline in the value of the security. Municipal bonds may be less liquid than taxable bonds and there may be less publicly available information on the financial condition of municipal bond issuers than for issuers of other securities, and the investment performance of a Fund may, therefore, be more dependent on the analytical abilities of the Sub-Adviser than if a Fund held other types of investments. The secondary market for municipal bonds also tends to be less well-developed or liquid than many other securities markets, a by-product of lower capital commitments to the asset class by the dealer community, which may adversely affect a Fund's ability to sell municipal bonds at attractive prices or value municipal bonds.

Non-Diversification Risk. Because a relatively high percentage of a non-diversified fund's assets may be invested in the securities of a limited number of companies that could be in the same or related economic sectors, the Fund's portfolio may be more susceptible to any single economic, technological or regulatory occurrence than the portfolio of a diversified fund.

Options Market Risk. Markets for options and options on futures may not always operate on a fair and orderly basis. At times, prices for options and options on futures may not represent fair market value and prices may be subject to manipulation, which may be extreme under some circumstances. The dysfunction and manipulation of volatility and options markets may make it difficult for a Fund to effectively implement its investment strategy and achieve its objectives and could potentially lead to significant losses.

Options Risk. There are risks associated with the sale and purchase of call and put options. As the seller (writer) of a covered call option, a Fund assumes the risk of a decline in the market price of the underlying security below the purchase price of the underlying security less the premium received and gives up the opportunity for gain on the underlying security above the exercise option price. As the buyer of a put or call option, a Fund risks losing the entire premium invested in the option if the Fund does not exercise the option. As a seller (writer) of a put option, a Fund will lose money if the value of the security falls below the strike price. The use of derivative instruments, such as options, involves risks different from, or possibly greater than, the risks associated with investing directly in securities and other traditional investments, including the risk that the counterparty to an options transaction may not fulfill its contractual obligations.

Over-the-Counter (“OTC”) Trading Risk. Certain of the derivatives in which a Fund may invest may be traded (and privately negotiated) in the OTC market. While the OTC derivatives market is the primary trading venue for many derivatives, it is largely unregulated. As a result and similar to other privately negotiated contracts, a Fund is subject to counterparty credit risk with respect to such derivative contracts.

Preferred Stock Risk. The value of preferred stocks will fluctuate with changes in interest rates. Typically, a rise in interest rates causes a decline in the value of preferred stock. Preferred stocks are also subject to credit risk, which is the possibility that an issuer of preferred stock will fail to make its dividend payments. Preferred stock prices tend to move more slowly upwards than common stock prices. In an issuer bankruptcy, preferred stockholders are subordinate to the claims of debtholders and may receive little or no recovery.

Prepayment and Extension Risk for Floating Rate Loans. Prepayment risk is the risk that principal on a debt obligation may be repaid earlier than anticipated. Floating rate loans typically have no or limited call protection and may be prepaid partially or in full at certain times and, in certain circumstances, without penalty. If a floating rate loan is prepaid, the Fund may realize proceeds that are less than the value that had been assigned to the loan and/or may be forced to reinvest the proceeds in assets with lower yields than the loan that was repaid. Prepayment risk on fixed rate investments is the risk that principal on loans or other obligations underlying a security may be repaid prior to the stated maturity date, which may reduce the market value of the security and the anticipated yield-to-maturity. Extension risk is the risk that an issuer will exercise its right to repay principal on a fixed rate obligation held by the Fund later than expected, which may decrease the value of the obligation and prevent the Fund from investing expected repayment proceeds in instruments paying higher yields.

Prepayment Risk. During periods of declining interest rates, prepayment of loans underlying mortgage-backed and asset-backed securities usually accelerates. Prepayment may shorten the effective maturities of these securities, reducing their yield and market value, and the Fund may have to reinvest at a lower interest rate.

Real Estate and REIT Risk. A Fund is subject to the risks of the real estate market as a whole, such as taxation, regulations and economic and political factors that negatively impact the real estate market and the direct ownership of real estate. These may include decreases in real estate values, overbuilding, rising operating costs, interest rates and property taxes. In addition, some real estate related investments are not fully diversified and are

subject to the risks associated with financing a limited number of projects. Investing in REITs involves certain unique risks in addition to those associated with the real estate sector generally. REITs whose underlying properties are concentrated in a particular industry or region are also subject to risks affecting such industries and regions. REITs (especially mortgage REITs) are also subject to interest rate risks. By investing in REITs through a Fund, a shareholder will bear expenses of the REITs in addition to Fund expenses. An entity that fails to qualify as a REIT would be subject to a corporate level tax, would not be entitled to a deduction for dividends paid to its shareholders and would not pass through to its shareholders the character of income earned by the entity. REITs are heavily dependent upon the management team and are subject to heavy cash flow dependency, defaults by borrowers and self-liquidation.

Regulatory Risk. Changes in the laws or regulations of the United States or other countries, including any changes to applicable tax laws and regulations, could impair the ability of the Fund to achieve its investment objective and could increase the operating expenses of the Fund.

Repurchase and Reverse Repurchase Agreements Risk. A Fund may enter into repurchase agreements in which it purchases a security (known as the “underlying security”) from a securities dealer or bank. In the event of a bankruptcy or other default by the seller of a purchase agreement, a Fund could experience delays in liquidating the underlying security and losses in the event of a decline in the value of the underlying security while the Fund is seeking to enforce its rights under the repurchase agreement. Reverse repurchase agreements involve the sale of securities held by a Fund with an agreement to repurchase the securities at an agreed-upon price, date and interest payment, and involve the risk that (i) the other party may fail to return the securities in a timely manner, or at all, and (ii) the market value of assets that are required to be repurchased decline below the purchase price of the asset that has to be sold, resulting in losses to the Fund.

Restricted Securities Risk. A Fund may hold securities that are restricted as to resale under the U.S. federal securities laws. There can be no assurance that a trading market will exist at any time for any particular restricted security. Limitations on the resale of these securities may prevent the Fund from disposing of them promptly at reasonable prices or at all. A Fund may have to bear the expense of registering the securities for resale and the risk of substantial delays in effecting the registration. Also, restricted securities may be difficult to value because market quotations may not be readily available, and the values of restricted securities may have significant volatility.

Risk Management Risk. The measures that the Adviser, Sub-Adviser or portfolio manager use to monitor and manage the risks of a Fund may not accomplish the intended results and a Fund may experience losses significantly greater than expected.

Sector Exposure Risk. Sector exposure risk is the possibility that securities within the same sector will decline in price due to sector-specific market or economic developments. If the Fund invests more heavily in a particular sector, the value of its shares may be especially sensitive to factors and economic risks that specifically affect that sector. As a result, the Fund’s share price may fluctuate more widely than the value of shares of a mutual fund that invests in a broader range of sectors. Additionally, some sectors could be subject to greater government regulation than other sectors. Therefore, changes in regulatory policies for those sectors may have a material effect on the value of securities issued by companies in those sectors.

Security Risk. The value of a Fund may decrease in response to the activities and financial prospects of an individual security in the Fund’s portfolio. The value of certain types of securities can be more volatile due to increased sensitivity to adverse issuer, political, regulatory, market, or economic developments. There can be no

guarantee the securities held by a Fund will appreciate in value. The value of certain types of securities can be more volatile due to increased sensitivity to adverse issuer, political, regulatory, market, or economic developments.

Segregation Risk. In order to secure its obligations to cover its short positions on options, a Fund will either own the underlying assets, enter into offsetting transactions or set aside cash or readily marketable securities. This requirement may cause a Fund to miss favorable trading opportunities, due to a lack of sufficient cash or readily marketable securities. This requirement may also cause the Fund to realize losses on offsetting or terminated derivative contracts or special transactions.

Semiconductor Industry Risk. Semiconductor companies face intense competition, both domestically and internationally, and such competition may have an adverse effect on profit margins. Semiconductor companies may have limited product lines, markets, financial resources or personnel. The products of semiconductor companies may face obsolescence due to rapid technological developments and frequent new product introduction, unpredictable changes in growth rates and competition for the services of qualified personnel. Capital equipment expenditures could be substantial, and equipment generally suffers from rapid obsolescence. Companies in the semiconductor industry are heavily dependent on patent and intellectual property rights. The loss or impairment of these rights would adversely affect the profitability of these companies.

Short Position Risk. A Fund's long positions could decline in value at the same time that the value of the short positions increase, thereby increasing the Fund's overall potential for loss. A Fund's short positions may result in a loss if the price of the short position instruments rise and it costs more to replace the short positions. In contrast to a Fund's long positions, for which the risk of loss is typically limited to the amount invested, the potential loss on the Fund's short positions is potentially large. Market factors may prevent a Fund from closing out a short position at the most desirable time or at a favorable price.

Short Selling Risk. If the price of the security sold short increases between the time of the short sale and the time a Fund covers its short position, the Fund will incur a loss. Also, the Fund is required to deposit collateral in connection with such short sales and may have to pay a fee to borrow particular securities and will often be obligated to pay over any dividends and accrued interest on borrowed securities. These aspects of short selling increase the costs to the Fund and will reduce its rate of return. Additionally, the successful use of short selling may be adversely affected by imperfect correlation between movements in the price of the security sold short and the securities being hedged.

Smaller Capitalization Company Risk. To the extent a Fund invests in the stocks of small and mid-sized companies, the Fund may be subject to additional risks. The earnings and prospects of these companies are more volatile than larger companies. Smaller-sized companies may experience higher failure rates than larger companies. Smaller-sized companies normally have a lower trading volume than larger companies, which may tend to make their market price fall more disproportionately than larger companies in response to selling pressures. Smaller-sized companies may have limited markets, product lines or financial resources and may lack management experience.

Sovereign Debt Risk. The issuer of the foreign debt or the governmental authorities that control the repayment of the debt may be unable or unwilling to repay principal or interest when due, and a Fund may have limited recourse in the event of a default. The market prices of sovereign debt, and a Fund's net asset value, may be more volatile than prices of U.S. debt obligations and certain emerging markets may encounter difficulties in servicing their debt obligations.

Stock Value Risk. Stocks involve the risk that they may never reach what the Adviser believes is their full market value, either because the market fails to recognize the stock's intrinsic worth, or the Adviser misgauged that worth. Stocks also may decline in price, even though, in theory, they are already undervalued. Because different types of stocks tend to shift in and out of favor depending on market and economic conditions, a Fund's performance may sometimes be lower or higher than that of other types of funds (such as those emphasizing only stocks of a particular market capitalization, sector or investment strategy). Investments in private companies that lack readily observable or market-corroborated prices generally increase stock valuation risk because they are more difficult to value. Many private companies are not required to file periodic financial reports, leading to challenges in the Adviser's ability to evaluate a company's business prospects and the fair value of its securities. The fair valued prices assigned to the Fund's investments in private companies are based on a variety of factors, reviewed regularly, and updated as additional information becomes available. However, fair value pricing includes subjective judgments, and it is possible that the fair value assigned to a security may differ materially from the value the Fund would realize if the security were sold.

Structured Note Risk. A Fund may seek investment exposure to sectors through structured notes that may be exchange traded or may trade in the over-the-counter market. These notes are typically issued by banks or brokerage firms and have interest and/or principal payments which are linked to changes in the price level of certain assets or to the price performance of certain indices. The value of a structured note will be influenced by time to maturity, level of supply and demand for this type of note, interest rate and market volatility, changes in the issuer's credit quality rating, and economic, legal, political, or events that affect the industry. In addition, there may be a lag between a change in the value of the underlying reference asset and the value of the structured note. Structured notes may also be subject to counterparty risk. A Fund may also be exposed to increased transaction costs when it seeks to sell such notes in the secondary market.

Sub-Prime Mortgage Risk. Lower-quality notes, such as those considered "sub-prime" are more likely to default than those considered "prime" by a rating evaluation agency or service provider. An economic downturn or period of rising interest rates could adversely affect the market for sub-prime notes and reduce a Fund's ability to sell these securities. The lack of a liquid market for these securities could decrease a Fund's share price. Additionally, borrowers may seek bankruptcy protection which would delay resolution of security holder claims and may eliminate or materially reduce liquidity.

Swaps Risk. A Fund's use of total return swaps involves risks different from, or possibly greater than, the risks associated with investing directly in securities and other traditional investments. These risks include (i) the risk that the counterparty to a derivative transaction may not fulfill its contractual obligations; (ii) risk of mispricing or improper valuation; and (iii) the risk that changes in the value of the derivative may not correlate perfectly with the underlying asset, rate or index. Derivative prices are highly volatile and may fluctuate substantially during a short period of time. Such prices are influenced by numerous factors that affect the markets, including, but not limited to: changing supply and demand relationships; government programs and policies; national and international political and economic events, changes in interest rates, inflation and deflation and changes in supply and demand relationships. Trading derivative instruments involves risks different from, or possibly greater than, the risks associated with investing directly in securities. Derivative contracts ordinarily have leverage inherent in their terms. The low margin deposits normally required in trading derivatives, including futures contracts, permit a high degree of leverage. Accordingly, a relatively small price movement may result in an immediate and substantial loss to a Fund. The use of leverage may also cause a Fund to liquidate portfolio positions when it would not be advantageous to do so in order to satisfy its obligations. The use of leveraged derivatives can magnify a Fund's potential for loss and, therefore, amplify the effects of market volatility on a Fund's share price.

Technology Sector Risk. Technology companies face intense competition, both domestically and internationally, which may have an adverse effect on profit margins. Technology companies may have limited product lines, markets, financial resources or personnel. The products of technology companies may face obsolescence or adoption challenges due to rapid technological developments and frequent new product introduction, unpredictable changes in growth rates and competition for the services of qualified personnel. Companies in the technology sector can be heavily dependent on patent and intellectual property rights. The loss or impairment of these rights may adversely affect the profitability of these companies. Investments in this sector can be highly volatile. Their values may be adversely affected by such factors as, for example, rapid technological change, changes in management personnel, changes in the competitive environment, and changes in investor sentiment. Many technologies companies are small or mid-sized companies and may be newly organized.

E-Commerce Discretionary Companies Risk. As transactions costs for consumers adopting the newest technologies remain low and new shopping models evolve, the pressure for e-commerce companies to keep up with the pace of innovation increases. Companies that are unable to maintain the quality and functionality of their e-commerce sites as they expand and grow risk losing both existing and prospective consumers.

Healthcare Technology and Devices Companies Risk. Companies in this sector may be heavily dependent on clinical trials with uncertain outcomes and decisions made by the governments and regulatory authorities. Further, these companies are dependent on patent protection, and the expiration of patents may adversely affect the profitability of the companies. Additionally, the profitability of some of these companies may be dependent on a relatively limited number of products, and their products can become obsolete due to sector innovation, changes in technologies or other market developments.

Information Technology Companies Risk. Information technology companies face intense competition, potentially rapid product obsolescence, short product cycles, falling prices and profits, and competition from new market entrants.

Internet and Direct Marketing Retail Risk. Internet and Direct Marketing Retail companies provide retail services primarily on the Internet, through mail order, and TV home shopping retailers. These companies are dependent upon consumer spending, general economic conditions, the availability of disposable income, changing consumer tastes and preferences, and consumer demographics. These companies are subject to the risk that they will underperform as a whole due to legislative or regulatory changes, or increased government supervision.

Transaction and Payment Processing Services Companies Risk. Companies providing transaction and payment processing services and related payment services, including digital/mobile payment processors, payment service providers and gateways, and digital wallet providers are subject to heightened cybersecurity risk and susceptible to technology or system failures which could result loss or theft of consumer data or funds.

Tracking Risk of ETFs. The ETFs in which a Fund may invest will not be able to replicate exactly the performance of the indices or sector they track because the total return generated by the securities will be reduced by transaction costs incurred in adjusting the actual balance of the securities. In addition, the ETFs in which a Fund may invest will incur expenses not incurred by their applicable indices. Certain securities comprising the indices tracked by the ETFs may, from time to time, temporarily be unavailable, which may further impede the ETFs' ability to track their applicable indices.

Turnover Risk. A Fund may have a high turnover of the securities held in its portfolio. Increased portfolio turnover causes the Fund to incur higher brokerage costs, which may adversely affect the Fund's performance and may produce increased taxable distributions.

Underlying Fund Risk. Because the Fund may invest in other investment companies, including mutual funds, ETFs, closed-end funds or private funds, the value of your investment will fluctuate in response to the performance of the underlying funds. Investing in underlying funds involves certain additional expenses and certain tax results that would not arise if you invested directly in the underlying funds. By investing in underlying funds, you will bear not only your proportionate share of the Fund's expenses (including operating costs and investment advisory and administrative fees), but also, indirectly, similar expenses and charges of the underlying funds, including any contingent deferred sales charges and redemption charges. Finally, you may incur increased tax liabilities by investing in the Fund rather than directly in the underlying funds. Each underlying fund is subject to specific risks, depending on the nature of its investment strategy, including liquidity risk and default risk on the assets held by the underlying fund. Additional risks of investing in ETFs and mutual funds are described below:

Closed-End Fund Risk. Closed-end funds are subject to investment advisory and other expenses, which will be indirectly paid by the Funds. As a result, your cost of investing will be higher than the cost of investing directly in a closed-end fund and may be higher than other mutual funds that invest directly in stocks and bonds. Closed-end funds are also subject to management risk because the Adviser to the underlying closed-end fund may be unsuccessful in meeting the fund's investment objective. These funds may also trade at a discount or premium to their net asset value and may trade at a larger discount or smaller premium subsequent to purchase by the Funds. Since closed-end funds trade on exchanges, the Fund will also incur brokerage expenses and commissions when it buys or sells closed-end fund shares.

ETF Tracking Risk. Investment in a Fund should be made with the understanding that the passive ETFs in which the Fund invests will not be able to replicate exactly the performance of the indices they track because the total return generated by the securities will be reduced by transaction costs incurred in adjusting the actual balance of the securities. In addition, the passive ETFs in which a Fund invests will incur expenses not incurred by their applicable indices. Certain securities comprising the indices tracked by the passive ETFs may, from time to time, temporarily be unavailable, which may further impede the passive ETFs' ability to track their applicable indices.

Inverse Correlation Risk. Underlying Funds that are inverse funds should lose value as the index or security tracked by such fund's benchmark increases in value; a result that is the opposite from traditional mutual funds. Successful use of inverse funds requires that the Adviser correctly predict short term market movements. If a Fund invests in an inverse fund and markets rise, the Fund could lose money. Inverse funds may also employ leverage such that their returns are more than one times that of their benchmark.

Management Risk. When a Fund invests in Underlying Funds there is a risk that the investment advisers of those Underlying Funds may make investment decisions that are detrimental to the performance of the Fund.

Mutual Fund Risk. Mutual funds are subject to investment advisory and other expenses, which will be indirectly paid by the Funds. As a result, your cost of investing will be higher than the cost of investing directly in a mutual fund and may be higher than other mutual funds that invest directly in stocks and bonds. Mutual funds are also subject to management risk because the adviser to the underlying mutual fund may be unsuccessful in meeting the fund's investment objective and may temporarily pursue strategies which are inconsistent with a Fund's investment objective.

Net Asset Value and Market Price Risk. The market value of ETF shares may differ from their net asset value. This difference in price may be due to the fact that the supply and demand in the market for fund shares at any point in time is not always identical to the supply and demand in the market for the underlying basket of securities. Accordingly, there may be times when shares trade at a premium or discount to net asset value.

Strategies Risk. Each Underlying Fund is subject to specific risks, depending on the nature of the fund. These risks could include liquidity risk, sector risk, and foreign currency risk, as well as risks associated with fixed income securities and commodities.

U.S. Agency Securities Risk. A Fund may invest in U.S. government or agency obligations. Securities issued or guaranteed by federal agencies and U.S. government sponsored entities may or may not be backed by the full faith and credit of the U.S. government.

U.S. Government Obligations Risk. U.S. Treasury obligations are backed by the “full faith and credit” of the U.S. government and generally have negligible credit risk. Securities issued or guaranteed by federal agencies or authorities and U.S. government-sponsored instrumentalities or enterprises may or may not be backed by the full faith and credit of the U.S. government. A Fund may be subject to such risk to the extent it invests in securities issued or guaranteed by federal agencies or authorities and U.S. government-sponsored instrumentalities or enterprises.

Volatility Risk. A Fund’s performance may be volatile, which means that the Fund’s performance may be subject to substantial short-term changes up or down.

Yieldcos Risk. Investments in securities of yieldcos involve risks that differ from investments in traditional operating companies, including risks related to the relationship between the yieldco and the company responsible for the formation of the yieldco (the “Yieldco Sponsor”). Yieldcos typically remain dependent on the management and administration services provided by or under the direction of the Yieldco Sponsor and on the ability of the Yieldco Sponsor to identify and present the yieldco with acquisition opportunities, which may often be assets of the Yieldco Sponsor itself. To the extent that the yieldco relies on the Yieldco Sponsor for developing new assets for potential future acquisitions, the yieldco may be dependent on the development capabilities and financial health of the Yieldco Sponsor. Yieldco Sponsors may have interests that conflict with the interests of the yieldco and may retain control of the yieldco via classes of stock held by the Yieldco Sponsor. Congress voted not to extend bonus depreciation in 2015 for qualifying capital equipment, meaning new yieldco assets could be subject to slower depreciation schedules and less ability to minimize tax liabilities. Additionally, Congress could vote to eliminate production tax credits (“PTCs”) for green energy projects, which could reduce the profitability of companies, including yieldcos that operate in the renewable energy space. Yieldco securities can be affected by macro-economic and other factors affecting the stock market in general, expectations of interest rates, investor sentiment towards yieldcos or the energy sector, changes in a particular issuer’s financial condition, or unfavorable or unanticipated poor performance of a particular issuer (in the case of yieldcos, generally measured in terms of distributable cash flow). A yieldco’s share price is typically a multiple of its distributable cash flow. Therefore, any event that limits the yieldco’s ability to maintain or grow its distributable cash flow would likely have a negative impact on the yieldco’s share price. Prices of yieldco securities also can be affected by fundamentals unique to the company, including the robustness and consistency of its earnings and its ability to meet debt obligations including the payment of interest and principle to creditors. Yieldcos may distribute all or substantially all of the cash available for distribution, which may limit new acquisitions and future growth. Yieldcos may finance its growth strategy with debt, which may increase the yieldco’s leverage and the risks associated with the yieldco. The ability of a yieldco to maintain or grow its dividend distributions may depend on the entity’s ability to minimize its tax

liabilities through the use of accelerated depreciation schedules, tax loss carryforwards, and tax incentives. Changes to the current tax code could result in greater tax liabilities, which would reduce the yieldco's distributable cash flow.

Portfolio Holdings Disclosure Policies

A description of the Funds' policies regarding disclosure of the securities in each Fund's portfolio is found in the SAI.

Cybersecurity

The computer systems, networks and devices used by the Funds and their service providers to carry out routine business operations employ a variety of protections designed to prevent damage or interruption from computer viruses, network failures, computer and telecommunication failures, infiltration by unauthorized persons and security breaches. Despite the various protections utilized by the Funds and their service providers, systems, networks, or devices potentially can be breached. The Funds and their shareholders could be negatively impacted as a result of a cybersecurity breach.

Cybersecurity breaches can include unauthorized access to systems, networks, or devices; infection from computer viruses or other malicious software code; and attacks that shut down, disable, slow, or otherwise disrupt operations, business processes, or website access or functionality. Cybersecurity breaches may cause disruptions and impact a Fund's business operations, potentially resulting in financial losses; interference with a Fund's ability to calculate its NAV; impediments to trading; the inability of a Fund, the Adviser or Sub-Adviser, and other service providers to transact business; violations of applicable privacy and other laws; regulatory fines, penalties, reputational damage, reimbursement or other compensation costs, or additional compliance costs; as well as the inadvertent release of confidential information.

Similar adverse consequences could result from cybersecurity breaches affecting issuers of securities in which a Fund invests; counterparties with which a Fund engages in transactions; governmental and other regulatory authorities; exchange and other financial market operators, banks, brokers, dealers, insurance companies, and other financial institutions (including financial intermediaries and service providers for a Fund's shareholders); and other parties. In addition, substantial costs may be incurred by these entities in order to prevent any cybersecurity breaches in the future.

How to Buy Shares

Purchasing Shares

You may buy shares on any business day. This includes any day that a Fund is open for business, other than weekends and days on which the New York Stock Exchange ("NYSE") is closed, including the following holidays: New Year's Day, Martin Luther King, Jr. Day, Presidents' Day, Good Friday, Memorial Day, Juneteenth, Independence Day, Labor Day, Thanksgiving and Christmas Day.

Each Fund calculates its net asset value ("NAV") per share as of the close of regular trading on the NYSE every day the NYSE is open. The NYSE normally closes at 4:00 p.m. Eastern Time ("ET"). Each Fund's NAV is calculated by

taking the total value of the Fund's assets, subtracting its liabilities, and then dividing by the total number of shares outstanding, rounded to the nearest cent.

All shares will be purchased at the NAV per share (plus applicable sales charges, if any) next determined after a Fund receives your application or request in good order. All requests received in good order by a Fund before 4:00 p.m. (ET) will be processed on that same day. Requests received after 4:00 p.m. will be processed on the next business day.

Good Order: When making a purchase request, make sure your request is in good order. "Good order" means your purchase request includes:

- the name of the Fund and share class
- the dollar amount of shares to be purchased
- a completed purchase application or investment stub
- check payable to the applicable Fund

Sales Charge Waivers and Reductions Available Through Certain Financial Intermediaries

The availability of certain sales charge waivers and discounts may depend on whether you purchase your shares directly from the Funds or through a financial intermediary. Intermediaries may impose different sales charges other than those listed below for Class A and Class C shares and may have different policies and procedures regarding the availability of sales load and waivers or reductions. Such intermediary-specific sales charge variations are described in Appendix A to this prospectus, titled "Intermediary-Specific Sales Charge Reductions and Waivers." Appendix A is incorporated by reference into (or legally considered part of) this prospectus.

In all instances, it is the shareholder's responsibility to notify a Fund or the shareholder's financial intermediary at the time of purchase of any relationship or other facts qualifying the shareholder for sales charge reductions or waivers. For reductions and waivers not available through a particular intermediary, shareholders will have to purchase Fund shares directly from the Fund or through another intermediary to receive these reductions or waivers.

Multiple Classes

Each Fund offers Class A, Class C, Class N, and Class I shares in the prospectus. Each class of shares has a different distribution arrangement and expenses to provide for different investment needs. Additionally, Class I shares that are purchased through a financial intermediary have a minimum initial investment amount of \$100,000. This allows you to choose the class of shares most suitable for you depending on the amount and length of investment and other relevant factors. Sales personnel may receive different compensation for selling each class of shares. Each class of shares represents an interest in the same portfolio of investments in the Fund. Not all share classes may be available in all states.

Unless a financial adviser is associated with your account when purchasing directly from a Fund, as indicated by records of the Fund's transfer agent, your investment will be made in the Fund's Class I shares regardless of the share class you may have designated on your Shareholder Account Application.

Class A Shares

You can buy Class A shares at the public offering price, which is the NAV plus an up-front sales charge. You may qualify for a reduced sales charge as described below. The up-front sales charge also does not apply to Class A shares acquired through reinvestment of dividends and capital gains distributions. Intermediaries may impose different sales charges other than those listed below for Class A shares and may have different policies and procedures regarding the availability of sales load and waivers or reductions. Such intermediary-specific sales charge variations are described in Appendix A to this prospectus, titled “Intermediary-Specific Sales Charge Reductions and Waivers.” Class A shares are subject to a 12b-1 fee of 0.25% that is lower than the 12b-1 fee for the Class C shares of 1.00%, and higher than the 12b-1 fee for Class N shares of 0.20%.

The up-front Class A sales charge and the commissions payable by you at the time of investment to dealers for the Funds are as follows:

Amount of Purchase	Sales Charge (% of Public Offering Price)	Sales Charge (% of Net Amount Invested)	Authorized Dealer Commission (% of Public Offering Price)
Less than \$50,000	5.75%	6.10%	5.00%
\$50,000 but less than \$100,000	4.75%	4.99%	4.00%
\$100,000 but less than \$250,000	4.00%	4.17%	3.25%
\$250,000 but less than \$500,000	3.00%	3.09%	2.50%
\$500,000 but less than \$1,000,000	2.00%	2.04%	1.50%
\$1,000,000 and above ¹	0.00%	0.00%	0.00%

1. In the case of investments at or above the \$1 million breakpoint (where you do not pay an initial sales charge), a 1.00% contingent deferred sales charge (“CDSC”) may be assessed on shares redeemed within eighteen months of purchase. As explained below, the CDSC for these Class A shares is based on the NAV at the time of purchase. The holding period for the CDSC begins on the day you buy your shares. Some intermediaries may waive or discount the CDSC under certain circumstances. Please refer to Appendix A to this prospectus, titled “Intermediary-Specific Sales Charge Reductions and Waivers” for more information. The Adviser may pay a 1.00% commission out of its own resources to broker-dealers who initiate and are responsible for the purchase of shares of \$1 million or more.

Class A Sales Charge Reductions.

We offer a number of ways to reduce or eliminate the up-front sales charge on Class A shares. Reduced sales charges are available to shareholders with investments of \$50,000 or more. In addition, you may qualify for reduced sales charges under the following circumstances.

Letter of Intent. An investor may qualify for a reduced sales charge immediately by stating his or her intention to invest in one or more of the Funds, during a 13-month period, an amount that would qualify for a reduced sales charge and by signing a Letter of Intent, which may be signed at any time within 90 days after the first investment to be included under the Letter of Intent. However, if an investor does not buy enough shares to qualify for the lower sales charge by the end of the 13-month period (or when you sell your shares, if earlier), the additional shares that were purchased due to the reduced sales charge credit the investor received will be liquidated to pay the additional sales charge owed.

Rights of Accumulation. You may add the current value of all of your existing Fund shares to determine the front-end sales charge to be applied to your current Class A purchase. Only balances currently held entirely at the Funds or, if held in an account through a financial services firm, at the same firm through whom you are making your current purchase, will be eligible to be added to your current purchase for purposes of determining your Class A sales charge. You may include the value of Fund investments held by the members of your immediate family, including the value of Fund investments held by you or them in individual retirement plans, such as individual retirement accounts, or IRAs, provided such balances are also currently held entirely at the Funds or, if held in an

account through a financial services firm, at the same financial services firm through whom you are making your current purchase. The value of shares eligible for a cumulative quantity discount equals the cumulative cost of the shares purchased (not including reinvested dividends) or the current account market value; whichever is greater. The current market value of the shares is determined by multiplying the number of shares by the previous day's NAV. If you believe there are cumulative quantity discount eligible shares that can be combined with your current purchase to achieve a sales charge breakpoint, you must, at the time of your purchase (including at the time of any future purchase) specifically identify those shares to your current purchase broker-dealer.

Class A Sales Charge Waivers. Each Fund may sell Class A shares at NAV (i.e. without the investor paying any initial sales charge) to certain categories of investors, including: (1) investment advisory clients or investors referred by the Adviser or its affiliates; (2) officers and present or former Trustees; directors and employees of selected dealers or agents; the spouse, sibling, direct ancestor or direct descendant (collectively "relatives") of any such person; any trust, individual retirement account or retirement plan account for the benefit of any such person or relative; or the estate of any such person or relative; if such shares are purchased for investment purposes (such shares may not be resold except to the Fund); (3) the Adviser or its affiliates and certain employee benefit plans for employees of the Adviser; (4) fee-based financial planners and registered investment advisers who are purchasing on behalf of their clients where there is an agreement in place with respect to such purchases; (5) registered representatives of broker-dealers who have entered into selling agreements with the Adviser for their own accounts; and (6) participants in no-transaction-fee programs of broker dealers that that have entered into an agreement with the Fund, Adviser or distributor with respect to such purchases.

For more information regarding which intermediaries may have agreements with the Fund or distributor and their policies and procedures with respect to purchases at NAV, see Appendix A to this prospectus, titled "Intermediary-Specific Sales Charge Reductions and Waivers." In addition, certain intermediaries may also provide for different sales charge discounts, which are also described in Appendix A to this prospectus.

Reinvestment Privilege. Within 90 days of redeeming certain Class A shares, the redemption proceeds may be reinvested without a sales charge in Class A shares of any Fund in the Eventide family of funds. This privilege applies to redemptions of Class A shares that were subject to an initial sales charge. You or your financial adviser must ask the Funds' transfer agent for this privilege in writing at the time of reinvestment and must identify the account from which the redemption was made.

Investments of \$1 Million or More. For each Fund, with respect to Class A shares, if you invest \$1 million or more, either as a lump sum or through our rights of accumulation quantity discount or letter of intent programs, you can buy Class A shares without an initial sales charge. However, you may be subject to a 1.00% CDSC on shares redeemed within eighteen months of purchase (excluding shares purchased with reinvested dividends and/or distributions). The CDSC for these Class A shares is based on the NAV at the time of purchase. The holding period for the CDSC begins on the day you buy your shares. Your shares will age one month on that same date the next month and each following month. For example, if you buy shares on the 15th of the month, they will age one month on the 15th day of the next month and each following month. To keep your CDSC as low as possible, each time you place a request to sell shares we will first sell any shares in your account that are not subject to a CDSC. If there are not enough of these to meet your request, we will sell the shares in the order they were purchased.

Additional information is available by calling 877-771-3836. Your financial adviser can also help you prepare any necessary application forms. You or your financial adviser must notify the Funds at the time of each purchase if you are eligible for any of these programs. The Funds may modify or discontinue these programs at any time.

Information on sales charge reductions and/or waivers is not separately available on the Funds' website because it is contained in this Prospectus.

Certain intermediaries may provide for different sales charge discounts which are described in Appendix A to this prospectus, entitled "Intermediary-Specific Charge Reductions and Waivers."

Class C Shares

You can buy class C shares at NAV. A deferred sales charge of 1.00% applies, however, if Class C shares are sold within 12 months of purchase. Class C shares are subject to a 12b-1 fee of 1.00% of each Fund's average daily net assets, payable to the adviser or selected dealers. Because Class C shares pay a higher 12b-1 fee than Class A shares, Class C shares have higher ongoing expenses than Class A shares.

Shares acquired through reinvestment of dividends or capital gains distributions are not subject to a deferred sales charge. In addition, the deferred sales charge may be waived in certain circumstances. See "Waiver of Deferred Sales Charge" below. The deferred sales charge is based upon the lesser of: (1) the NAV of the shares redeemed or (2) the original purchase price of such shares. The holding period for the deferred sales charge begins on the day you buy your shares. Your shares will age one month on that same date the next month and each following month. For example, if you buy shares on the 15th of the month, they will age one month on the 15th day of the next month and each following month. To keep your deferred sales charges as low as possible, each time you place a request to sell shares, we will first sell any shares in your account that are not subject to a deferred sales charge. If there are not enough of these shares available, we will sell shares that have the lowest deferred sales charge. For purposes of the deferred sales charge, we use the effective date for each individual purchase.

Waiver of Deferred Sales Charge

Certain intermediaries may provide for sales charge discounts, which are described in Appendix A to this prospectus, entitled "Intermediary-Specific Charge Waivers."

Class N Shares

You can buy Class N shares at NAV. Class N shares are subject to a 12b-1 fee of 0.20% of each Fund's average daily net assets, payable to the Adviser or selected dealers.

Class I Shares

You can buy Class I shares at NAV. Sales of Class I shares are not subject to a sales charge or an annual 12b-1 fee. Availability of Class I shares through a financial intermediary is subject to an agreement between the distributor and financial intermediary. Class I shares may also be available on certain brokerage platforms. An investor transacting in Class I shares through a broker acting as an agent for the investor may be required to pay a commission and/or other forms of compensation to the broker.

Distribution Plans

The Funds have adopted distribution and service plans under Rule 12b-1 of the 1940 Act that allows the Funds to pay distribution and/or service fees in connection with the distribution of its Class A, Class C and Class N shares and for services provided to shareholders (the "Plan"). Because these fees are paid out of Fund assets on an ongoing

basis, over time these fees will increase the cost of your investment and may cost you more than paying other types of sales charges.

Class A Shares. Under the Plan related to the Class A shares, each Fund may pay an annual fee of up to 0.50% of the average daily net assets of the Fund's Class A shares for shareholder services and distribution related expenses. Each Fund is currently paying a 12b-1 fee of up to 0.25% of its average daily net assets. If authorized by the Board and upon notice to shareholders, the Fund may increase the percentage paid under the Plan up to the Class A 12b-1 Fee amount. All or a portion of the distribution and services fees may be paid to your financial adviser for providing ongoing services to you.

Class C Shares. Under the Plan related to the Class C shares, each Fund may pay an annual fee of up to 1.00% of the average daily net assets of the Fund's Class C shares. A portion of the distribution and services fees may be paid to your financial adviser for providing ongoing service to you.

Class N Shares. Under the Plan related to the Class N shares, each Fund may pay an annual fee of up to 0.25% of the average daily net assets of the Fund's Class N shares for shareholder services and distribution related expenses. Each Fund is currently paying a 12b-1 fee of up to 0.20% for the Class N shares.

Opening an Account

You may purchase shares directly through the Funds' transfer agent or through a brokerage firm or other financial institution that has agreed to sell Fund shares. If you purchase shares through a brokerage firm or other financial institution, you may be charged a fee by the firm or institution.

If you are investing in a Fund for the first time through the Fund's transfer agent, you need to establish an account with the Fund. Accounts may be opened online at or by mailing a completed Shareholder Account Application along with payment (in the form of a check or wire transfer) to the Eventide Funds to the appropriate address below. Shareholder Account Applications may be obtained on the Funds' website at www.eventidefunds.com or by calling 877-771-3836. Be sure to sign up for all the account options that you plan to take advantage of. For example, if you would like to be able to redeem your shares by telephone, you should select this option on your application. Doing so when you open your account means that you will not need to complete additional paperwork later.

Send the completed Shareholder Account Application and payment to the Eventide Funds to the following address:

Regular Mail	Express/Overnight Mail
Eventide Funds	Eventide Funds
c/o Ultimus Fund Solutions, LLC	c/o Ultimus Fund Solutions, LLC
P.O. Box 541150	4221 North 203rd Street, Suite 100
Omaha, Nebraska 68154	Elkhorn, Nebraska 68022-3474

All purchases must be made in U.S. dollars and checks must be drawn on U.S. banks. Payment for purchases made online may only be made through an ACH (Automated Clearing House) debit of your bank account. Only bank accounts held at domestic financial institutions that are ACH members can be used for transactions with the Funds. ACH payments will not be accepted for initial purchases except those made online. No cash, credit cards or

third-party checks will be accepted. Redemptions of shares of the Fund purchased by check may be subject to a hold period until the check has been cleared by the issuing bank. To avoid such holding periods, shares may be purchased through a broker or by wire, as described in this section. A \$20 fee will be charged against your account for any payment check returned to the transfer agent or for any incomplete electronic funds transfer, or for insufficient funds, stop payment, closed account or other reasons. If a check does not clear your bank or a Fund is unable to debit your predesignated bank account on the day of purchase, the Fund reserves the right to cancel the purchase. If your purchase is canceled, you will be responsible for any losses or fees imposed by your bank and losses that may be incurred as a result of a decline in the value of the canceled purchase. Your investment in a Fund should be intended to serve as a long-term investment vehicle. The Funds are not designed to provide you with a means of speculating on the short-term fluctuations in the stock market. Each Fund reserves the right to reject any purchase request that it regards as disruptive to the efficient management of the Fund, which includes investors with a history of excessive trading. Each Fund also reserves the right to stop offering shares at any time.

If you choose to pay by wire, you must call the Funds' transfer agent, at 877-771-3836 to obtain instructions on how to set up your account and to obtain an account number and wire instructions.

Wire orders will be accepted only on a day on which the Funds' custodian and transfer agent are open for business. A wire purchase will not be considered made until the wired money and purchase order are received by the Fund. Any delays that may occur in wiring money, including delays that may occur in processing by the banks, are not the responsibility of the Fund or the transfer agent. The Funds presently do not charge a fee for the receipt of wired funds, but the Funds may charge shareholders for this service in the future.

To help the government fight the funding of terrorism and money laundering activities, federal law requires all financial institutions to obtain, verify, and record information that identifies each person who opens an account. This means that when you open an account, we will ask for your name, address, date of birth, and other information that will allow us to identify you. We may also ask for other identifying documents or information and may take additional steps to verify your identity. We may not be able to open your account or complete a transaction for you until we are able to verify your identity.

Minimum Purchase Amount

The minimum initial investment in Class A, Class C and Class N shares of the Funds, as well as Class I shares purchased directly from the Fund, is \$1,000 for a regular account, \$1,000 for an IRA account, or \$100 for an automatic investment plan account. The minimum initial investment in Class I shares that are purchased through a financial intermediary is \$100,000 for all accounts. Each Fund reserves the right to change the amount of these minimums from time to time or to waive them in whole or in part for certain accounts. Investment minimums may be higher or lower for investors purchasing shares through a brokerage firm or other financial institution. To the extent investments of individual investors are aggregated into an omnibus account established by an investment adviser, broker or other intermediary, the account minimums apply to the omnibus account, not to the account of the individual investor.

Automatic Investment Plan

You may open an automatic investment plan account with a \$100 initial purchase and a \$100 monthly investment. If you have an existing account that does not include the automatic investment plan, you can contact the Funds' transfer agent to establish an automatic investment plan. The automatic investment plan provides a convenient method to have monies deducted directly from your bank account for investment in the Funds. You may authorize

the automatic withdrawal of funds from your bank account for a minimum amount of \$100. The Funds may alter, modify or terminate this plan at any time. To begin participating in this plan, please complete the Automatic Investment Plan Section found on the Shareholder Account Application or contact the Funds at 877-771-3836.

Additional Investments

The minimum subsequent investment in the Funds is \$50. You may purchase additional shares of a Fund by check, wire or ACH debit of your bank account of record. Payment for shares purchased online may be made only through an ACH debit of your bank account of record. Your bank wire should be sent as outlined above. You also may purchase Fund shares by making automatic periodic investments from your bank account. To use this feature, select the automatic investment option in the account application and provide the necessary information about the bank account from which your investments will be made. You may revoke your election to make automatic investments by calling 877-771-3836 or by writing to the Funds at:

Eventide Funds

c/o Ultimus Fund Solutions, LLC

P.O. Box 541150
Omaha, Nebraska 68154

Other Purchase Information

The Funds may limit the amount of purchases and refuse to sell to any person. If your electronic funds transfer is incomplete, payment is not completed due to insufficient funds, stop payment, closed account, a check does not clear your bank, or a Fund is unable to debit your predesignated bank account, you will be responsible for any loss incurred by the Fund. If you are already a shareholder, a Fund can, with notice, redeem shares from any identically registered account in the Fund as reimbursement for any loss incurred. You may be prohibited or restricted from making future purchases in the Funds.

Each Fund has authorized certain broker-dealers and other financial institutions (including their designated intermediaries) to accept on its behalf purchase and sell orders. These broker-dealers and financial institutions may charge a fee for their services. The Funds are deemed to have received an order when the authorized person or designee receives the order, and the order is processed at the NAV next calculated thereafter. It is the responsibility of the broker-dealer or other financial institution to transmit orders promptly to the Funds' transfer agent.

Market Timing

The Funds discourage market timing. Market timing is an investment strategy using frequent purchases, redemptions and/or exchanges in an attempt to profit from short term market movements. To the extent that the Funds significantly invest in small or mid-capitalization equity securities or derivative investments, because these securities are often infrequently traded, investors may seek to trade Fund shares in an effort to benefit from their understanding of the value of these securities (referred to as price arbitrage). Market timing may result in dilution of the value of Fund shares held by long term shareholders, disrupt portfolio management and increase Fund expenses for all shareholders. The Board has adopted a policy directing the Funds to reject any purchase order with respect to one investor, a related group of investors or their agent(s), where it detects a pattern of purchases and

sales of the Fund that indicates market timing or trading that it determines is abusive. This policy applies uniformly to all Fund shareholders. While the Funds attempt to deter market timing, there is no assurance that they will be able to identify and eliminate all market timers. For example, certain accounts called “omnibus accounts” include multiple shareholders. Omnibus accounts typically provide the Funds with a net purchase or redemption request on any given day where purchasers of Fund shares and redeemers of Fund shares are netted against one another and the identities of individual purchasers and redeemers whose orders are aggregated are not known by the Funds. The netting effect often makes it more difficult for the Funds to detect market timing, and there can be no assurance that the Funds will be able to do so.

How to Redeem Shares

You may redeem your shares on any business day. Redemption orders received in proper order by the Funds’ transfer agent or by a brokerage firm or other financial institution that sells Fund shares, authorized to accept redemption orders on a Fund’s behalf, before 4:00 p.m. ET (or before the NYSE closes if the NYSE closes before 4:00 p.m. ET) will be effective at that day’s NAV. If you purchased shares using a check and soon after request a redemption, your redemption proceeds, which are payable at the next determined NAV following the receipt your redemption request in “good order,” as described below, will not be sent until the check used for your purchase has cleared your bank.

The Funds typically expect that it will take up to seven calendar days following the receipt of your redemption request by any method to pay out redemption proceeds by check or electronic transfer. If you own an IRA or other retirement plan, you must indicate on your redemption request whether the Fund should withhold federal income tax. Unless you elect in your redemption request that you do not want to have federal tax withheld, the redemption will be subject to withholding.

The Funds typically expect to pay redemptions from cash, cash equivalents, proceeds from the sale of Fund shares, any lines of credit, and then from the sale of portfolio securities. These redemption payment methods will be used in regular and stressed market conditions.

Shares of the Funds may be redeemed by mail, telephone or online. You may receive redemption payments in the form of a check, federal wire transfer or ACH transfer to the address or bank account of record, subject to any applicable redemption fee. Only bank accounts held at domestic financial institutions that are ACH members can be used for transactions with the Funds. A wire transfer fee of \$15 may be charged to defray custodial charges for redemptions paid by wire transfer. Any charges for wire redemptions will be deducted from your account by redemption of shares. If you redeem your shares through a broker-dealer or other institution, you may be charged a fee by that institution.

By Mail. You may redeem any part of your account in a Fund at no charge by mail. Your request, in good order, should be addressed to:

Regular Mail	Express/Overnight Mail
Eventide Funds	Eventide Funds
c/o Ultimus Fund Solutions, LLC	c/o Ultimus Fund Solutions, LLC
P.O. Box 541150	4221 North 203rd Street, Suite 100
Omaha, Nebraska 68154	Elkhorn, Nebraska 68022-3474

Good Order means your request for redemption must include:

- the Fund name and account number
- the account name(s) and address
- the dollar amount or number of shares to be redeemed
- signatures of all registered share owners in the exact names and any special capacities in which they are registered

The Funds may require that the signatures be guaranteed. A medallion signature guarantee assures that a signature is genuine and protects you from unauthorized transfers. You may need your signature guaranteed if:

- you request the redemption check be mailed to an address other than the address of record;
- if you request the redemption check be mailed to a mailing address that has been changed within 30 days of the redemption request;
- if you request that the redemption be sent electronically to a bank account other than bank account on record;
- if the redemption request is in the amount of \$100,000 or more; or
- in other circumstances such as to prevent an unauthorized account transfer or redemption.

You can obtain a signature guarantee from most banks and securities dealers, but not from a notary public. For joint accounts, both signatures must be guaranteed. Please call the transfer agent at 877-771-3836 if you have questions. At the discretion of the Funds, you may be required to furnish additional legal documents to insure proper authorization. The Funds will not make checks payable to anyone other than the shareholder of record.

By Telephone. You may redeem any part of your account in a Fund by calling the transfer agent at 877-771-3836. You must first complete the Optional Telephone Redemption and Exchange section of the investment application to institute this option. If redeeming from an IRA account, you will be asked whether or not the Fund should withhold federal income tax. The Funds, the transfer agent and the custodian are not liable for following redemption instructions communicated by telephone to the extent that they reasonably believe the telephone instructions to be genuine. However, if they do not employ reasonable procedures to confirm that telephone instructions are genuine, they may be liable for any losses due to unauthorized or fraudulent instructions. Procedures employed may include recording telephone instructions and requiring a form of personal identification from the caller. If you own an IRA, you will be asked whether or not the Fund(s) should withhold federal income tax.

The Funds may terminate the telephone redemption procedures at any time. During periods of extreme market activity, it is possible that shareholders may encounter some difficulty in telephoning the Funds, although neither the Funds nor the transfer agent have ever experienced difficulties in receiving or responding to telephone requests

for redemptions or exchanges in a timely fashion. If you are unable to reach the Funds by telephone, you may request a redemption or exchange by mail.

Redemption Fee. The Funds do not charge a redemption fee. However, a shareholder of a Fund who requests that the proceeds of a redemption be sent by wire will be charged a \$15 wire fee. Each Fund reserves the right to modify the redemption fee or waivers at any time. If there is a material change to a Fund's redemption fee policy, the Fund will notify you at least 60 days prior to the effective date of the change.

Systematic Withdrawal Plan. You may participate in the Funds' Systematic Withdrawal Plan, an investment plan that automatically moves money to your bank account from a Fund through the use of electronic funds transfers. You may elect to make subsequent withdrawals by transfer of a minimum of \$100 on specified days of each month into your established bank account. Please contact the Funds at 877-771-3836 for more information about the Funds' Systematic Withdrawal Plan.

Redemptions in Kind. Each Fund reserves the right to honor requests for redemption or repurchase orders by making payment in whole or in part in readily marketable securities ("redemption in kind") if the amount is greater than the lesser of \$250,000 or 1% of the Fund's assets. The securities will be chosen by the Fund and valued under the Fund's net asset value procedures. A shareholder will be exposed to market risk until these securities are converted to cash and may incur transaction expenses in converting these securities to cash. However, the Board has determined that, until otherwise approved by the Board, all redemptions in each Fund be made in cash only. If the Board determines to allow the Funds to redeem in kind in the future, the Funds will provide shareholders with notice of such change to the redemption policy.

Additional Information. If you are not certain of the requirements for redemption please call the transfer agent at 877-771-3836. Redemptions specifying a certain date or share price cannot be accepted and will be returned. You may be assessed a fee if a Fund incurs bank charges because you request that the Fund re-issue a redemption check. Also, when the NYSE is closed (or when trading is restricted) for any reason other than its customary weekend or holiday closing or under any emergency circumstances, as determined by the SEC, the Funds may suspend redemptions or postpone payment dates.

Because the Funds incur certain fixed costs in maintaining shareholder accounts, a Fund may require you to redeem all of your shares in the Fund on 30 days written notice if the value of your shares in the Fund is less than \$1,000 due to redemption, or such other minimum amount as the Fund may determine from time to time. You may increase the value of your shares in the Fund to the minimum amount within the 30-day period. All shares of a Fund are also subject to involuntary redemption if the Board determines to liquidate the Fund. An involuntary redemption will create a capital gain or a capital loss, which may have tax consequences about which you should consult your tax adviser.

Online Transactions

To establish online transaction privileges, you must enroll through the website at mutualfunds.eventideinvestments.com. You automatically have the ability to establish online transaction privileges unless you decline the privileges on your Shareholder Account Application or IRA Application. You will be required to enter into a user's agreement through the website in order to enroll in these privileges. To purchase shares online, you must also have ACH instructions on your account. Redemption proceeds may be sent to you by check to the address on record, or if your account has existing bank information, by wire or ACH. Only bank

accounts held at domestic financial institutions that are ACH members can be used for transactions through the Fund's website. Transactions through the website are subject to the same minimums and maximums as other transaction methods. Online transactions are subject to the same purchase minimums and maximums as other purchase methods. However, the maximum online redemption amount is \$100,000.

You should be aware that the internet is an unsecured, unstable, unregulated and unpredictable environment. Your ability to perform online transactions is dependent upon the internet and equipment, software, systems, data and services provided by various vendors and third parties. While the Fund and its service providers have established certain security procedures, the Fund, their distributor and their transfer agent cannot assure you that trading information will be completely secure. There may also be delays, malfunctions, or other inconveniences generally associated with this medium. There also may be times when the website is unavailable for Fund transactions or other purposes. Should this happen, you should consider purchasing or redeeming shares by another method. Neither the Fund nor their transfer agent, distributor nor Advisor will be liable for any such delays or malfunctions or unauthorized interception or access to communications or account information.

Exchange Privilege

You may exchange shares of a particular class of a Fund only for shares of the same class of another fund in the Eventide family of funds, provided the account registration information of the other Fund is the same. For example, you can exchange Class A shares of the Healthcare & Life Sciences Fund for Class A shares of the Gilead Fund. Shares of the Fund selected for exchange must be available for sale in your state of residence. You must meet the minimum purchase requirements for the fund you purchase by exchange. For tax purposes, exchanges of shares involve a sale of shares of the Fund you own and a purchase of the shares of the other Fund, which may result in a capital gain or loss. In order to exchange shares of a Fund on a particular day, the Fund or its designated agent must receive your request before the close of regular trading on the NYSE (normally 4:00 p.m. Eastern Time) that day. Exchanges are made at the NAV determined after the order is considered received. You will not be charged the upfront sales charge or the CDSC on exchanges of Class A shares.

Converting Shares

Shareholders of a Fund may elect on a voluntary basis to convert their shares in one class of the Fund into shares of a different class of the Fund, subject to satisfying the eligibility requirements for investment in the new share class.

Shares held through a financial intermediary offering different programs and fee structures that has an agreement with the Adviser or the Fund's distributor may be converted by the financial intermediary, without notice, to another share class of the Fund, including share classes with a higher expense ratio than the original share class, if such conversion is consistent with the fee-based or wrap fee program's policies.

An investor may directly, or through his or her financial intermediary, contact the Fund to request a voluntary conversion between share classes of the Fund as described above. You may be required to provide sufficient information to establish eligibility to convert to the new share class.

Class C shares convert automatically to Class A shares after eight years (unless otherwise provided by your financial intermediary), provided that the financial intermediary through which you purchased Class C shares has records verifying that the Class C shares have been held for at least eight years. Under the Funds' Plan related to Class A shares, each Fund may pay an annual fee of up to 0.50% of the average daily net assets of its Class A shares (the "Class A 12b-1 Fee") for shareholder services and distribution related expenses (Class C shares presently pay a

1.00% 12b-1 fee). Each Fund is currently paying a Class A 12b-1 Fee of 0.25% of its average daily net assets. If authorized by the Board and upon notice to the shareholders, a Fund may increase the percentage paid under the 12b-1 Plan up to the Class A 12b-1 Fee amount. Because these fees are paid out of each Fund's assets on an on-going basis, over time these fees will increase the cost of your investment and may cost you more than paying other types of sales charges. You should consult your financial intermediary for more information about eligibility for Class C share conversion. All permissible conversions will be made on the basis of the relevant NAVs of the two classes without the imposition of any front-end sales load. A share conversion within a Fund will not result in a capital gain or loss for federal income tax purposes. The Funds may change, suspend or terminate these conversion features at any time.

Valuing Each Fund's Assets

Each Fund's assets are generally valued at their market value. If market prices are not available or, in the Adviser's opinion, market prices do not reflect fair value, or if an event occurs after the close of trading on the domestic or foreign exchange or market on which the security is principally traded (but prior to the time the NAV is calculated) that materially affects fair value, the Adviser will value the Funds' assets at their fair value according to policies approved by the Board. For example, if trading in a portfolio security is halted and does not resume before a Fund calculates its NAV, the Adviser may need to price the security using the Fund's fair value pricing guidelines. In these cases, the Fund's NAV will reflect certain portfolio securities' fair value rather than at a readily observable market price. Fair value pricing involves subjective judgments and it is possible that the fair value determined for a security is materially different than the value that could be realized upon the sale of that security. The fair value prices can differ from market prices when they become available or when a price becomes available. Without a fair value price, short term traders could take advantage of the arbitrage opportunity and dilute the NAV of long-term investors. Securities trading on overseas markets present time zone arbitrage opportunities when events effecting portfolio security values occur after the close of the overseas market, but prior to the close of the U.S. market. Fair valuation of a Fund's securities can serve to reduce arbitrage opportunities available to short term traders, but there is no assurance that fair value pricing policies will prevent dilution of the Fund's NAV by short term traders. The Funds may use pricing services to determine market value. The NAV for the Funds investing in other investment companies is calculated based upon the NAV of the underlying mutual funds in its portfolio, and the prospectuses of those companies explain the circumstances under which they will use fair value pricing and the effects of using fair value pricing. Because the Funds may invest in securities primarily listed on foreign exchanges, and these exchanges may trade on weekends or other days when a Fund does not price its shares, the value of some of the Funds' portfolio securities may change on days when you may not be able to buy or sell Fund shares.

Many private companies are not required to file periodic financial reports, leading to challenges in the Adviser's ability to evaluate a company's business prospects and assign a fair value to its securities. The fair valued prices assigned to the Funds' investments in private companies are based on a variety of factors, reviewed regularly, and updated as additional information becomes available. As noted above, fair value pricing includes subjective judgments and it is possible that the fair value assigned to a security may differ materially from the value the Fund would realize if the security were sold.

Dividends, Distributions, & Taxes

Dividends and Distributions

Each Fund typically distributes substantially all of its net investment income in the form of dividends, interest and taxable capital gains to its shareholders. These distributions are automatically reinvested in the Fund unless you request cash distributions on your application or through a written request to the Fund. Each Fund expects that its distributions will consist of both capital gains, interest and dividend income. Each Fund may make distributions of its net realized capital gains (after any reductions for capital loss carry forwards) annually except for the Balanced Fund which is monthly. The Funds intend to make quarterly distributions if applicable.

Please refer to the sections heading “Additional Information About the Fund’s Principal Investment Strategies and Related Risks – Principal Investment Strategies – Distribution Policy and Goals (Balanced Fund & Dividend Opportunities Fund Only)” and “Additional Information About the Fund’s Principal Investment Strategies and Related Risks – Principal Investment Risks” for a detailed description of the Balanced Fund and Dividend Opportunities Funds’ distribution policy and tax consequences.

Taxes

In general, selling shares of the Funds and receiving distributions (whether reinvested or taken in cash) are taxable events. Depending on the purchase price and the sale price, you may have a gain or a loss on any shares sold. Any tax liabilities generated by your transactions or by receiving distributions are your responsibility. You may want to avoid making a substantial investment when a Fund is about to make a taxable distribution because you would be responsible for any taxes on the distribution regardless of how long you have owned your shares. A Fund may produce capital gains even if it does not have income to distribute and performance has been poor.

Early each year, the Funds will mail to you a statement setting forth the federal income tax information for all distributions made during the previous year. If you do not provide your taxpayer identification number, your account will be subject to backup withholding.

The Fund must report to the IRS and furnish to shareholders the cost basis information for shares purchased and sold. The Fund uses average cost as its standing (default) tax lot identification method for all shareholders, which means this method is used to determine which specific shares are deemed to be sold when there are multiple purchases on different dates at differing NAVs, and the entire position is not sold at one time. Shareholders may, however, choose a method other than the Fund’s standing method at the time of their purchase or upon sale of covered shares. Shareholders should consult their tax advisors to determine the best IRS-accepted cost basis method for their tax situation and to obtain more information about how cost basis reporting applies to them. Shareholders also should carefully review the cost basis information provided to them by the Fund and make any additional basis, holding period or other adjustments that are required when reporting these amounts on their federal income tax returns.

The tax considerations described in this section do not apply to tax-deferred accounts or other non-taxable entities. Because each investor’s tax circumstances are unique, please consult with your tax adviser about your investment.

Management of the Funds

Adviser

Eventide Asset Management, LLC, a Delaware limited liability company located at One International Place, Suite 4210, Boston, Massachusetts 02110, serves as Adviser to each Fund. The Adviser was formed in April 2008. Management of the Funds is currently its primary business. Under the terms of the advisory agreement, the Adviser is responsible for formulating each Fund's investment policies, making ongoing investment decisions and engaging in portfolio transactions.

Sub-Adviser: Balanced Fund , Limited-Term Bond Fund and Core Bond Fund

Boyd Watterson Asset Management, LLC ("Boyd Watterson"), an Ohio limited liability company, headquartered at 1301 E. 9th Street, Suite 2900, Cleveland, Ohio 44114 serves as sub-adviser to all or a portion of the Balanced Fund, Limited-Term Bond Fund and Core Bond Fund's portfolios. Through its predecessor firms, Boyd Watterson has been in continuous business since 1928 and provides investment advisory services to individuals, pooled investment vehicles and profit and non-profit organizations. Subject to the oversight and approval of the Adviser, Boyd Watterson serves as sub-adviser to the aforementioned Funds and is primarily responsible for the day-to-day management of all or a portion of the Funds' assets. In addition, Boyd Watterson is responsible for maintaining certain transaction and compliance related records of the Fund.

As compensation for the sub-advisory services it provides to the Funds and other mutual funds and investment products offered by the Advisor and sub-advised by Boyd Watterson (collectively, the "Sub-Advised Products"), the Adviser, and not the Funds, pays Boyd Watterson an annual fee of 0.15% of the first \$100,000,000 and 0.07% thereafter of the average daily net assets of each Sub-Advised Product in the aggregate.

Portfolio Managers

Dr. Finny Kuruvilla and Anant Goel, serve as Portfolio Managers of the Gilead Fund. Dr. Kuruvilla is the Lead Portfolio Manager of the Fund.

Dr. Finny Kuruvilla and Dr. Kyle Rasbach serve as Portfolio Managers of the Healthcare & Life Sciences Fund. Dr. Kuruvilla is the Lead Portfolio Manager of the Fund.

Dolores S. Bamford, CFA, is the Lead Portfolio Manager of the Balanced Fund.

David M. Dirk, CFA serves as a portfolio manager for those assets of the Balanced Fund, Limited-Term Bond Fund and Core Bond Fund allocated to Boyd Watterson.

Dolores S. Bamford, CFA and Andrew Singer, CFA serve as Portfolio Managers of the Dividend Opportunities Fund. Ms. Bamford is the Lead Portfolio Manager of the Fund.

Anant Goel, MBA, serves as the Portfolio Manager of the Exponential Technologies Fund.

Anant Goel, MBA and Andrew Singer, CFA, serve as Portfolio Managers of the Large Cap Focus Fund.

Christopher Grogan, CFA, serves as Portfolio Manager of the Limited-Term Bond Fund and the Core Bond Fund. David M. Dirk, CFA serves as a portfolio manager for those assets of the Limited-Term Bond Fund and Core Bond Fund allocated to Boyd Watterson.

Dr. Finny Kuruvilla (Gilead Fund and Healthcare & Life Sciences Fund)

Finny Kuruvilla, M.D., Ph.D., has been primarily responsible for the day-to-day management of the Gilead Fund and Healthcare & Life Sciences Fund since inception. Dr. Kuruvilla has been the Managing Partner of the Adviser since its inception in 2008. Since November 2022, Dr. Kuruvilla has served as a Managing Director for Eventide Ventures®, the Adviser's private investing line of business.

Dr. Kuruvilla possesses a diverse background in quantitative methods, with applications focused on innovations in science, engineering, and medicine. He holds an MD from Harvard Medical School, a PhD in Chemistry and Chemical Biology from Harvard University, a master's degree in Electrical Engineering and Computer Science from MIT, and a bachelor's degree from Caltech in Chemistry. From 2005-2008, Dr. Kuruvilla was a clinical fellow at the Brigham and Women's Hospital and a postdoctoral scientist at MIT. As an avid proponent of values-based investing, Dr. Kuruvilla has established rigorous standards in seeking out the most ethical companies at the outset of the stock selection process. In addition to his role with the Adviser, Dr. Kuruvilla is a founder, financial sponsor, and Board Director of Sattler College, a four-year college in Boston, Massachusetts, opened in 2018. Dr. Kuruvilla also contributes to the college in a limited faculty role. From 2008-2016, Dr. Kuruvilla provided research services as an employee of Clarus Ventures, a healthcare and life sciences venture capital firm. From 2006-2008, Dr. Kuruvilla was a research fellow at the Broad Institute of Harvard and MIT.

Dolores S. Bamford (Balanced Fund and Dividend Opportunities Fund)

Dolores S. Bamford, CFA, has served as a portfolio manager of the Adviser since 2019. Ms. Bamford has more than 25 years of experience in investment management, including as a portfolio manager and managing partner at Goldman Sachs (2002-2015), portfolio manager at Putnam Investments (1992-2002), and as a research analyst at Fidelity Investments (1988-1990). Ms. Bamford has a S.M. in Management from the MIT Sloan School of Management and a B.A. in Economics from Wellesley College. She worked for almost 14 years at Goldman Sachs, managing U.S. Midcap Value and U.S. and Global Responsible Equity strategies. Ms. Bamford also has expertise in corporate sustainability and responsibility practices as well as in energy and industrials research and analysis. She focused on the Social Impact Investing field for her Doctor of Ministry work at Gordon-Conwell Theological Seminary (2015-2019).

David M. Dirk (Balanced Fund , Limited-Term Bond Fund and Core Bond Fund)

David M. Dirk, CFA, is Director of Portfolio Management and Trading at Boyd Watterson and has been responsible for directing the firm's Portfolio Management and Trading activity since 2011. This includes the implementation, execution and evaluation of all strategies across Boyd Watterson's suite of fixed income products. Mr. Dirk joined Duff & Phelps, predecessor to Boyd Watterson Asset Management, in 1996. David holds a CFA Charter from CFA Institute, an MBA from Case Western Reserve University, and a BA from Baldwin-Wallace University. He is also a member of the CFA Society of Cleveland and CFA Institute.

Anant Goel (Gilead Fund, Exponential Technologies Fund, and Large Cap Focus Fund)

Anant Goel has served as a Portfolio Manager of the Adviser since 2020. He has served as a Research Analyst of the Adviser since 2016, leading its technology-focused research. From 2011-2014, he served as an Analyst for

NewQuest Capital Partners, a Private Equity firm in Hong Kong, where he was responsible for evaluating new investment opportunities for funds across Asia. In 2015, during his MBA program, Mr. Goel worked at Adage Capital Management, a long/short hedge fund. From 2008-2011, Mr. Goel lived and worked in Beijing, China where he studied Mandarin and worked on start-up companies and other investment projects.

Mr. Goel holds an MBA from the MIT Sloan School of Management where he was selected as a Teaching Assistant (TA) for finance courses for both Executive MBA and MBA students. He also holds a Bachelor of Science (HONS) from the University of Warwick, UK in Economics.

Andrew Singer (Dividend Opportunities Fund and Large Cap Focus Fund)

Andrew Singer has served the Adviser as a Portfolio Manager since January 2022, an Associate Portfolio Manager since July 2020 and Senior Analyst since 2016. Prior to joining the Adviser, Mr. Singer was an Investment Analyst for Manulife (John Hancock) Asset Management from 2014 to 2016; Research Analyst for Cramer Rosenthal McGlynn from 2009-2013; Equity Analyst for BlackRock from 2006-2009; Equity Analyst for Evergreen Investments from 2004-2006; and Equity Research Associate for Credit Suisse First Boston from 1997-2002. He has a bachelor's degree in Quantitative Economics from Tufts University and an MBA from Babson College. He holds the Chartered Financial Analyst designation and is a member of the CFA Society Boston and CFA Institute.

Christopher Grogan (Limited-Term Bond Fund and Core Bond Fund)

Christopher Grogan, CFA, serves as the Portfolio Manager for the Eventide Limited-Term Bond Fund and the Eventide Core Bond Fund, and as the Adviser's Director of Investment Consulting. Mr. Grogan has over 10 years of investment experience. Prior to joining Eventide in 2019, Mr. Grogan was an Associate Portfolio Manager with Boston Advisors, LLC. In this role, he was tasked with conducting asset allocation strategy, equity portfolio management, fixed income portfolio management, open architecture due diligence, and building custom portfolio solutions using both internal and third-party strategies. Before that, he was a Financial Planning Analyst with Raymond James. Mr. Grogan has a dual B.A. in Economics and Finance from Gordon College. He holds the Chartered Financial Analyst designation and is a member of the CFA Society Boston and CFA Institute.

Kyle Rasbach (Healthcare & Life Sciences Fund)

Kyle Rasbach, PhD, PharmD, joined Eventide in April 2022, and has led Eventide's Healthcare team across all Eventide investment products since June of 2022 under the supervision of the Adviser's Co-Chief Investment Officers. He serves as a Portfolio Manager for the Eventide Healthcare & Life Sciences Fund and as a Senior Research Analyst for the Funds and for other Eventide clients. Since November 2022, Dr. Rasbach has served as a Managing Director for Eventide Ventures®, the Adviser's private investing line of business.

Dr. Rasbach has extensive experience in clinical pharmacology, basic science, and healthcare equity research. Prior to joining Eventide, Dr. Rasbach was a Managing Partner at Pappas Capital, a life science venture capital firm that invests across biotechnology, biopharmaceuticals, drug delivery, and medical devices, from 2017-2022. Earlier in his career he was an equity research analyst and Vice President at T. Rowe Price from 2013-2017, where he managed pharmaceutical, specialty pharmaceutical, and biotechnology investments. Prior to joining T. Rowe, Dr. Rasbach was an equity research associate and Vice President at Cowen and Company from 2010-2013, where he covered global pharmaceutical equities.

Dr. Rasbach holds a PhD in Pharmaceutical and Biomedical Sciences as well as a PharmD from the Medical University of South Carolina; he completed his postdoctoral training in the laboratory of Bruce Spiegelman at the Harvard Medical School. He also holds an MBA from The Citadel and a BS in Biology from Denison University.

The SAI provides additional information about each portfolio manager's compensation, other accounts managed and ownership of securities in the Funds.

Advisory Fees

Each Fund is authorized to pay the Adviser an annual fee based on its average daily net assets. The advisory fee is paid monthly. The Adviser has contractually agreed to waive fees and/or reimburse expenses, but only to the extent necessary to maintain each Fund's total annual operating expenses (excluding front-end or contingent deferred loads, leverage interest, brokerage commissions, expenses incurred in connection with any merger or reorganization, dividend expense on securities sold short, underlying fund fees and expenses or extraordinary expenses such as litigation) at a certain level through October 31, 2024. This agreement may only be terminated by the Board on 60 days' written notice to the Adviser and upon the termination of the advisory agreement between the Trust and the Adviser. Fee waivers and expense reimbursements are subject to possible recoupment by the Adviser from the Funds in future years on a rolling three-year basis (within the three years after the fees have been waived or reimbursed) if, after the recoupment is taken into account, such recoupment can be achieved within the lesser of the expense limitation in place at the time of waiver/reimbursement and the expense limitation in place at the time of recapture.

The following table describes (i) the contractual advisory fee, (ii) the advisory fees, after waivers, as a percentage of each Fund's average net assets, received by the Adviser for the Fund's most recent fiscal year, (iii) the expense limitation for each Fund and (iv) waivers or repayments to the Adviser during the Fund's most recent fiscal year or period of fees and expenses previously waived/reimbursed by the Adviser.

	<i>Contractual Advisory Fee</i>	<i>Net Advisory Fee Received</i>	<i>Expense Limitation</i>
Gilead Fund	1.00% of the first \$2 billion; 0.95% on the next \$1 billion; 0.90% on the next \$1 billion; and 0.85% thereafter	0.97%	Class A: 1.67%
			Class C: 2.42%
			Class N: 1.62%
			Class I: 1.42%
Healthcare & Life Sciences Fund	1.10%	1.10%	Class A: 1.68%
			Class C: 2.43%
			Class N: 1.63%
			Class I: 1.43%
Balanced Fund (formerly, the Multi-Asset Income Fund)	0.60%	0.51% ¹	Class A: 1.07%
			Class C: 1.82%
			Class N: 1.02%
			Class I: 0.82%
Dividend Opportunities Fund	0.73%	0.64% ¹	Class A: 1.20%
			Class C: 1.95%
			Class N: 1.15%
			Class I: 0.95%
Limited-Term Bond Fund	0.31%	0.17%	Class A: 0.80%
			Class C: 1.55%
			Class N: 0.75%
			Class I: 0.55%

	<i>Contractual Advisory Fee</i>	<i>Net Advisory Fee Received</i>	<i>Expense Limitation</i>
Exponential Technologies Fund	1.10%	1.03%	Class A: 1.68% Class C: 2.43% Class N: 1.63% Class I: 1.43%
Core Bond Fund	0.34%	0.11%	Class A: 0.83% Class C: 1.58% Class N: 0.78% Class I: 0.58%
Large Cap Focus Fund	0.73%	0.00%	Class A: 1.19% Class C: 1.94% Class N: 1.14% Class I: 0.94%

1. Includes .01% in fee waivers and/or expense reimbursements recaptured by the Adviser.

The Adviser intends that a portion of its profits from managing the Funds will be contributed to charities and service organizations. The Adviser may pay certain financial institutions (which may include banks, brokers, securities dealers and other industry professionals) a fee for providing distribution related services to each Fund's shareholders to the extent these institutions are allowed to do so by applicable statute, rule or regulation. A discussion regarding the basis of the Board's renewal of the advisory agreement with the Adviser on behalf of Gilead Fund, Healthcare & Life Sciences Fund, Balanced Fund, Dividend Opportunities Fund, Limited-Term Bond Fund, Exponential Technologies Fund and Core Bond Fund is available in the Funds' annual report to shareholders for the fiscal year ended June 30, 2023. A discussion regarding the basis of the Board's approval of the advisory agreement with the Adviser on behalf of the Large Cap Focus Fund is available in the Funds' semi-annual report to shareholders for the fiscal period ended December 31, 2022. A discussion regarding the basis of the Board's renewal of the sub-advisory agreement between the Adviser and Boyd Watterson on behalf of the Balanced Fund, Limited-Term Bond Fund and Core Bond Fund is available in the Funds' annual report to shareholders for the fiscal year ended June 30, 2023.

Financial Highlights

EVENTIDE GILEAD FUND

The following tables are intended to help you better understand the financial performance of the Fund's Class A, Class C, Class N and Class I shares for the last five fiscal years. Certain information reflects financial results for a single Fund share. Total return represents the rate you would have earned (or lost) on an investment in each Fund's Class A, Class C, Class N and Class I shares, assuming reinvestment of all dividends and distributions. The information for the fiscal year ended June 30, 2023, has been audited by Cohen & Company, Ltd., the Fund's independent registered public accounting firm, whose report, along with the Fund's financial statements, is included in the Fund's Annual Report, which is available upon request. The information for each fiscal period ended prior to June 30, 2023 has been audited by the Fund's former independent registered public accounting firm BBD, LLP.

Per Share Data and Ratios for a Share of Beneficial Interest Outstanding Throughout Each of the Years Presented

	Eventide Gilead Fund - Class N				
	Year Ended June 30, 2023	Year Ended June 30, 2022	Year Ended June 30, 2021	Year Ended June 30, 2020	Year Ended June 30, 2019
Net asset value, beginning of year	\$ 44.10	\$ 69.91	\$ 47.16	\$ 41.75	\$ 37.80
Activity from investment operations:					
Net investment loss ¹	(0.27)	(0.53)	(0.51)	(0.25)	(0.14)
Net realized and unrealized gain (loss) on investments	6.70	(21.01)	23.77	6.98	5.80
Total from investment operations	6.43	(21.54)	23.26	6.73	5.66
Less distributions from:					
Net realized gains	(2.28)	(4.27)	(0.51)	(1.32)	(1.71)
Total distributions	(2.28)	(4.27)	(0.51)	(1.32)	(1.71)
Net asset value, end of year	\$ 48.25	\$ 44.10	\$ 69.91	\$ 47.16	\$ 41.75
Total return ²	15.29% ⁵	(32.65)%	49.43%	16.66%	16.41%
Net assets, at end of year (000s)	\$ 526,825	\$ 529,869	\$ 827,811	\$ 549,944	\$ 639,372
Ratio of net expenses to average net assets ³	1.38%	1.31%	1.31%	1.38%	1.39%
Ratio of net investment loss to average net assets ^{3,4}	(0.59)%	(0.86)%	(0.85)%	(0.63)%	(0.37)%
Portfolio Turnover Rate	34%	27%	19%	35%	38%

1. Per share amounts calculated using the average shares method.

2. Total return in the above table is historical in nature and represents the rate that the investor would have earned or lost on an investment in the Fund assuming reinvestment of dividends and capital gain distributions, if any.

3. The ratios of expenses to average net assets and net investment loss to average net assets do not reflect the expenses of the underlying investment companies in which the Fund invests.

4. Recognition of net investment loss is affected by the timing and declaration of dividends by the underlying investment companies in which the Fund invests.

5. Includes adjustments in accordance with accounting principles generally accepted in the United States of America and, consequently, the net asset value for financial reporting purposes and the returns based upon those net asset values may differ from the net asset values and returns for shareholder transactions.

Per Share Data and Ratios for a Share of Beneficial Interest Outstanding Throughout Each of the Years Presented

	Eventide Gilead Fund - Class A				
	Year Ended June 30, 2023	Year Ended June 30, 2022	Year Ended June 30, 2021	Year Ended June 30, 2020	Year Ended June 30, 2019
Net asset value, beginning of year	\$ 43.83	\$ 69.53	\$ 46.92	\$ 41.57	\$ 37.66
Activity from investment operations:					
Net investment loss ¹	(0.29)	(0.55)	(0.54)	(0.27)	(0.16)
Net realized and unrealized gain (loss) on investments	6.68	(20.88)	23.66	6.94	5.78
Total from investment operations	6.39	(21.43)	23.12	6.67	5.62
Less distributions from:					
Net realized gains	(2.28)	(4.27)	(0.51)	(1.32)	(1.71)
Total distributions	(2.28)	(4.27)	(0.51)	(1.32)	(1.71)
Net asset value, end of year	\$ 47.94	\$ 43.83	\$ 69.53	\$ 46.92	\$ 41.57
Total return ²	15.30% ⁵	(32.67)%	49.39%	16.58%	16.36%
Net assets, at end of year (000s)	\$ 351,924	\$ 302,171	\$ 458,726	\$ 301,013	\$ 274,059
Ratio of net expenses to average net assets ³	1.43%	1.36%	1.36%	1.43%	1.44%
Ratio of net investment loss to average net assets ^{3,4}	(0.65)%	(0.91)%	(0.91)%	(0.69)%	(0.44)%
Portfolio Turnover Rate	34%	27%	19%	35%	38%

1. Per share amounts calculated using the average shares method.

2. Total return in the above table is historical in nature and represents the rate that the investor would have earned or lost on an investment in the Fund assuming reinvestment of dividends and capital gain distributions, if any and does not reflect the impact of sales charges.

3. The ratios of expenses to average net assets and net investment loss to average net assets do not reflect the expenses of the underlying investment companies in which the Fund invests.

4. Recognition of net investment loss is affected by the timing and declaration of dividends by the underlying investment companies in which the Fund invests.

5. Includes adjustments in accordance with accounting principles generally accepted in the United States of America and, consequently, the net asset value for financial reporting purposes and the returns based upon those net asset values may differ from the net asset values and returns for shareholder transactions.

Per Share Data and Ratios for a Share of Beneficial Interest Outstanding Throughout Each of the Years Presented

	Eventide Gilead Fund - Class C				
	Year Ended June 30, 2023	Year Ended June 30, 2022	Year Ended June 30, 2021	Year Ended June 30, 2020	Year Ended June 30, 2019
Net asset value, beginning of year	\$ 39.09	\$ 62.97	\$ 42.86	\$ 38.37	\$ 35.16
Activity from investment operations:					
Net investment loss ¹	(0.55)	(0.91)	(0.89)	(0.53)	(0.41)
Net realized and unrealized gain (loss) on investments	5.87	(18.70)	21.51	6.34	5.33
Total from investment operations	5.32	(19.61)	20.62	5.81	4.92
Less distributions from:					
Net realized gains	(2.28)	(4.27)	(0.51)	(1.32)	(1.71)
Total distributions	(2.28)	(4.27)	(0.51)	(1.32)	(1.71)
Net asset value, end of year	\$ 42.13	\$ 39.09	\$ 62.97	\$ 42.86	\$ 38.37
Total return ²	14.38% ⁵	(33.21)%	48.23%	15.71%	15.51%
Net assets, at end of year (000s)	\$ 218,201	\$ 235,967	\$ 404,272	\$ 289,242	\$ 266,001
Ratio of net expenses to average net assets ³	2.18%	2.11%	2.11%	2.18%	2.19%
Ratio of net investment loss to average net assets ^{3,4}	(1.40)%	(1.67)%	(1.65)%	(1.43)%	(1.17)%
Portfolio Turnover Rate	34%	27%	19%	35%	38%

1. Per share amounts calculated using the average shares method.

2. Total return in the above table is historical in nature and represents the rate that the investor would have earned or lost on an investment in the Fund assuming reinvestment of dividends and capital gain distributions, if any.

3. The ratios of expenses to average net assets and net investment loss to average net assets do not reflect the expenses of the underlying investment companies in which the Fund invests.

4. Recognition of net investment loss is affected by the timing and declaration of dividends by the underlying investment companies in which the Fund invests.

5. Includes adjustments in accordance with accounting principles generally accepted in the United States of America and, consequently, the net asset value for financial reporting purposes and the returns based upon those net asset values may differ from the net asset values and returns for shareholder transactions.

Per Share Data and Ratios for a Share of Beneficial Interest Outstanding Throughout Each of the Years Presented

	<i>Eventide Gilead Fund - Class I</i>				
	<i>Year Ended June 30, 2023</i>	<i>Year Ended June 30, 2022</i>	<i>Year Ended June 30, 2021</i>	<i>Year Ended June 30, 2020</i>	<i>Year Ended June 30, 2019</i>
Net asset value, beginning of year	\$ 45.36	\$ 71.65	\$ 48.22	\$ 42.59	\$ 38.44
Activity from investment operations:					
Net investment loss ¹	(0.19)	(0.41)	(0.40)	(0.18)	(0.07)
Net realized and unrealized gain (loss) on investments	6.93	(21.61)	24.34	7.13	5.93
Total from investment operations	6.74	(22.02)	23.94	6.95	5.86
Less distributions from:					
Net realized gains	(2.28)	(4.27)	(0.51)	(1.32)	(1.71)
Total distributions	(2.28)	(4.27)	(0.51)	(1.32)	(1.71)
Net asset value, end of year	\$ 49.82	\$ 45.36	\$ 71.65	\$ 48.22	\$ 42.59
Total return ²	15.56% ⁵	(32.52)%	49.76%	16.85%	16.66%
Net assets, at end of year (000s)	\$ 2,663,688	\$ 2,408,991	\$ 3,522,353	\$ 1,997,163	\$ 1,475,489
Ratio of net expenses to average net assets ³	1.18%	1.11%	1.11%	1.18%	1.19%
Ratio of net investment loss to average net assets ^{3,4}	(0.40)%	(0.66)%	(0.65)%	(0.43)%	(0.17)%
Portfolio Turnover Rate	34%	27%	19%	35%	38%

1. Per share amounts calculated using the average shares method.

2. Total return in the above table is historical in nature and represents the rate that the investor would have earned or lost on an investment in the Fund assuming reinvestment of dividends and capital gain distributions, if any.

3. The ratios of expenses to average net assets and net investment loss to average net assets do not reflect the expenses of the underlying investment companies in which the Fund invests.

4. Recognition of net investment loss is affected by the timing and declaration of dividends by the underlying investment companies in which the Fund invests.

5. Includes adjustments in accordance with accounting principles generally accepted in the United States of America and, consequently, the net asset value for financial reporting purposes and the returns based upon those net asset values may differ from the net asset values and returns for shareholder transactions.

EVENTIDE HEALTHCARE & LIFE SCIENCES FUND

The following tables are intended to help you better understand the financial performance of the Fund's Class A, Class C, Class N and Class I shares for the last five fiscal years. Certain information reflects financial results for a single Fund share. Total return represents the rate you would have earned (or lost) on an investment in each Fund's Class A, Class C, Class N and Class I shares, assuming reinvestment of all dividends and distributions. The information for the fiscal year ended June 30, 2023, has been audited by Cohen & Company, Ltd., the Fund's independent registered public accounting firm, whose report, along with the Fund's financial statements, is included in the Fund's Annual Report, which is available upon request. The information for each fiscal period ended prior to June 30, 2023 has been audited by the Fund's former independent registered public accounting firm BBD, LLP.

Per Share Data and Ratios for a Share of Beneficial Interest Outstanding Throughout Each of the Years Presented

	Eventide Healthcare & Life Sciences Fund - Class N				
	Year Ended June 30, 2023	Year Ended June 30, 2022	Year Ended June 30, 2021	Year Ended June 30, 2020	Year Ended June 30, 2019
Net asset value, beginning of year	\$ 26.52	\$ 46.19	\$ 43.33	\$ 35.51	\$ 34.52
Activity from investment operations:					
Net investment loss ¹	(0.37)	(0.57)	(0.72)	(0.52)	(0.46)
Net realized and unrealized gain (loss) on investments	10.48	(14.74)	5.52	9.19	3.39
Total from investment operations	10.11	(15.31)	4.80	8.67	2.93
Less distributions from:					
Net investment income	—	(0.63)	—	—	—
Net realized gains	—	(3.73)	(1.94)	(0.87)	(1.98)
Total distributions	—	(4.36)	(1.94)	(0.87)	(1.98)
Paid-in-capital from redemption fees ¹	—	—	0.00 ⁵	0.02	0.04
Net asset value, end of year	\$ 36.63	\$ 26.52	\$ 46.19	\$ 43.33	\$ 35.51
Total return ²	38.12% ⁶	(35.99)% ⁶	10.34%	24.68%	10.38% ⁶
Net assets, at end of year (000s)	\$ 133,006	\$ 115,954	\$ 227,441	\$ 231,460	\$ 147,468
Ratio of net expenses to average net assets ³	1.50%	1.50%	1.48%	1.50%	1.49%
Ratio of net investment loss to average net assets ^{3,4}	(1.14)%	(1.49)%	(1.47)%	(1.44)%	(1.38)%
Portfolio Turnover Rate	79%	59%	62%	33%	53%

1. Per share amounts calculated using the average shares method.

2. Total return in the above table is historical in nature and represents the rate that the investor would have earned or lost on an investment in the Fund assuming reinvestment of dividends and capital gain distributions, if any.

3. The ratios of expenses to average net assets and net investment loss to average net assets do not reflect the expenses of the underlying investment companies in which the Fund invests.

4. Recognition of net investment loss is affected by the timing and declaration of dividends by the underlying investment companies in which the Fund invests.

5. Amount represents less than \$0.01 per share.

6. Includes adjustments in accordance with accounting principles generally accepted in the United States of America and, consequently, the net asset value for financial reporting purposes and the returns based upon those net asset values may differ from the net asset values and returns for shareholder transactions.

Per Share Data and Ratios for a Share of Beneficial Interest Outstanding Throughout Each of the Years Presented

	<i>Eventide Healthcare & Life Sciences Fund - Class A</i>				
	<i>Year Ended</i>	<i>Year Ended</i>	<i>Year Ended</i>	<i>Year Ended</i>	<i>Year Ended</i>
	<i>June 30, 2023</i>	<i>June 30, 2022</i>	<i>June 30, 2021</i>	<i>June 30, 2020</i>	<i>June 30, 2019</i>
Net asset value, beginning of year	\$ 26.34	\$ 45.91	\$ 43.10	\$ 35.33	\$ 34.40
Activity from investment operations:					
Net investment loss ¹	(0.38)	(0.58)	(0.74)	(0.53)	(0.48)
Net realized and unrealized gain (loss) on investments	10.41	(14.64)	5.49	9.15	3.35
Total from investment operations	10.03	(15.22)	4.75	8.62	2.87
Less distributions from:					
Net investment income	—	(0.62)	—	—	—
Net realized gains	—	(3.73)	(1.94)	(0.87)	(1.98)
Total distributions	—	(4.35)	(1.94)	(0.87)	(1.98)
Paid-in-capital from redemption fees ¹	—	—	0.00 ⁵	0.02	0.04
Net asset value, end of year	\$ 36.37	\$ 26.34	\$ 45.91	\$ 43.10	\$ 35.33
Total return ²	38.08% ⁶	(36.02)% ⁶	10.28%	24.67%	10.24% ⁶
Net assets, at end of year (000s)	\$ 151,885	\$ 114,642	\$ 191,709	\$ 175,151	\$ 143,407
Ratio of net expenses to average net assets ³	1.55%	1.55%	1.53%	1.55%	1.54%
Ratio of net investment loss to average net assets ^{3,4}	(1.19)%	(1.54)%	(1.52)%	(1.49)%	(1.43)%
Portfolio Turnover Rate	79%	59%	62%	33%	53%

1. Per share amounts calculated using the average shares method.

2. Total return in the above table is historical in nature and represents the rate that the investor would have earned or lost on an investment in the Fund assuming reinvestment of dividends and capital gain distributions, if any and does not reflect the impact of sales charges.

3. The ratios of expenses to average net assets and net investment loss to average net assets do not reflect the expenses of the underlying investment companies in which the Fund invests.

4. Recognition of net investment loss is affected by the timing and declaration of dividends by the underlying investment companies in which the Fund invests.

5. Amount represents less than \$0.01 per share.

6. Includes adjustments in accordance with accounting principles generally accepted in the United States of America and, consequently, the net asset value for financial reporting purposes and the returns based upon those net asset values may differ from the net asset values and returns for shareholder transactions.

Per Share Data and Ratios for a Share of Beneficial Interest Outstanding Throughout Each of the Years Presented

	<i>Eventide Healthcare & Life Sciences Fund - Class C</i>				
	<i>Year Ended June 30, 2023</i>	<i>Year Ended June 30, 2022</i>	<i>Year Ended June 30, 2021</i>	<i>Year Ended June 30, 2020</i>	<i>Year Ended June 30, 2019</i>
Net asset value, beginning of year	\$ 24.37	\$ 42.78	\$ 40.56	\$ 33.54	\$ 33.00
Activity from investment operations:					
Net investment loss ¹	(0.57)	(0.80)	(1.04)	(0.76)	(0.69)
Net realized and unrealized gain (loss) on investments	9.59	(13.60)	5.20	8.63	3.17
Total from investment operations	9.02	(14.40)	4.16	7.87	2.48
Less distributions from:					
Net investment income	—	(0.28)	—	—	—
Net realized gains	—	(3.73)	(1.94)	(0.87)	(1.98)
Total distributions	—	(4.01)	(1.94)	(0.87)	(1.98)
Paid-in-capital from redemption fees ¹	—	—	0.00 ⁵	0.02	0.04
Net asset value, end of year	\$ 33.39	\$ 24.37	\$ 42.78	\$ 40.56	\$ 33.54
Total return ²	37.01% ⁶	(36.51)% ⁶	9.45%	23.73%	9.50% ⁶
Net assets, at end of year (000s)	\$ 76,849	\$ 66,540	\$ 120,351	\$ 104,202	\$ 87,773
Ratio of net expenses to average net assets ³	2.30%	2.30%	2.28%	2.30%	2.29%
Ratio of net investment loss to average net assets ^{3,4}	(1.94)%	(2.29)%	(2.27)%	(2.23)%	(2.18)%
Portfolio Turnover Rate	79%	59%	62%	33%	53%

1. Per share amounts calculated using the average shares method.

2. Total return in the above table is historical in nature and represents the rate that the investor would have earned or lost on an investment in the Fund assuming reinvestment of dividends and capital gain distributions, if any.

3. The ratios of expenses to average net assets and net investment loss to average net assets do not reflect the expenses of the underlying investment companies in which the Fund invests.

4. Recognition of net investment loss is affected by the timing and declaration of dividends by the underlying investment companies in which the Fund invests.

5. Amount represents less than \$0.01 per share.

6. Includes adjustments in accordance with accounting principles generally accepted in the United States of America and, consequently, the net asset value for financial reporting purposes and the returns based upon those net asset values may differ from the net asset values and returns for shareholder transactions.

Per Share Data and Ratios for a Share of Beneficial Interest Outstanding Throughout Each of the Years Presented

	<i>Eventide Healthcare & Life Sciences Fund - Class I</i>				
	<i>Year Ended June 30, 2023</i>	<i>Year Ended June 30, 2022</i>	<i>Year Ended June 30, 2021</i>	<i>Year Ended June 30, 2020</i>	<i>Year Ended June 30, 2019</i>
Net asset value, beginning of year	\$ 27.05	\$ 47.04	\$ 44.02	\$ 35.98	\$ 34.88
Activity from investment operations:					
Net investment loss ¹	(0.31)	(0.49)	(0.64)	(0.46)	(0.40)
Net realized and unrealized gain (loss) on investments	10.71	(15.03)	5.60	9.35	3.44
Total from investment operations	10.40	(15.52)	4.96	8.89	3.04
Less distributions from:					
Net investment income	—	(0.74)	—	—	—
Net realized gains	—	(3.73)	(1.94)	(0.87)	(1.98)
Total distributions	—	(4.47)	(1.94)	(0.87)	(1.98)
Paid-in-capital from redemption fees ¹	—	—	0.00 ⁵	0.02	0.04
Net asset value, end of year	\$ 37.45	\$ 27.05	\$ 47.04	\$ 44.02	\$ 35.98
Total return ²	38.45% ⁶	(35.85)% ⁶	10.54%	24.97%	10.60% ⁶
Net assets, at end of year (000s)	\$ 1,441,422	\$ 1,024,430	\$ 1,573,091	\$ 1,120,862	\$ 705,159
Ratio of net expenses to average net assets ³	1.30%	1.30%	1.28%	1.30%	1.29%
Ratio of net investment loss to average net assets ^{3,4}	(0.94)%	(1.29)%	(1.28)%	(1.24)%	(1.19)%
Portfolio Turnover Rate	79%	59%	62%	33%	53%

1. Per share amounts calculated using the average shares method.

2. Total return in the above table is historical in nature and represents the rate that the investor would have earned or lost on an investment in the Fund assuming reinvestment of dividends and capital gain distributions, if any.

3. The ratios of expenses to average net assets and net investment loss to average net assets do not reflect the expenses of the underlying investment companies in which the Fund invests.

4. Recognition of net investment loss is affected by the timing and declaration of dividends by the underlying investment companies in which the Fund invests.

5. Amount represents less than \$0.01 per share.

6. Includes adjustments in accordance with accounting principles generally accepted in the United States of America and, consequently, the net asset value for financial reporting purposes and the returns based upon those net asset values may differ from the net asset values and returns for shareholder transactions.

EVENTIDE BALANCED FUND (formerly, the Multi-Asset Income Fund)

The following tables are intended to help you better understand the financial performance of the Fund's Class A, Class C, Class N and Class I shares for the last five years. Certain information reflects financial results for a single Fund share. Total return represents the rate you would have earned (or lost) on an investment in each Fund's Class A, Class C, Class N and Class I shares, assuming reinvestment of all dividends and distributions. The information for the fiscal year ended June 30, 2023, has been audited by Cohen & Company, Ltd., the Fund's independent registered public accounting firm, whose report, along with the Fund's financial statements, is included in the Fund's Annual Report, which is available upon request. The information for each fiscal period ended prior to June 30, 2023 has been audited by the Fund's former independent registered public accounting firm BBD, LLP.

Per Share Data and Ratios for a Share of Beneficial Interest Outstanding Throughout Each of the Years Presented

	Eventide Balanced Fund (formerly, the Multi-Asset Income Fund) - Class N				
	Year Ended June 30, 2023	Year Ended June 30, 2022	Year Ended June 30, 2021	Year Ended June 30, 2020	Year Ended June 30, 2019
Net asset value, beginning of year	\$ 12.12	\$ 14.21	\$ 11.38	\$ 10.90	\$ 10.58
Activity from investment operations:					
Net investment income ¹	0.16	0.10	0.08	0.16	0.28
Net realized and unrealized gain (loss) on investments	0.47	(1.35)	2.95	0.60	0.39
Total from investment operations	0.63	(1.25)	3.03	0.76	0.67
Less distributions from:					
Net investment income	(0.15)	(0.21)	(0.18)	(0.14)	(0.22)
Net realized gains	(0.12)	(0.63)	(0.02)	—	(0.03)
Return of capital	(0.04)	—	—	(0.14)	(0.10)
Total distributions	(0.31)	(0.84)	(0.20)	(0.28)	(0.35)
Net asset value, end of year	\$ 12.44	\$ 12.12	\$ 14.21	\$ 11.38	\$ 10.90
Total return ²	5.35%	(9.58)%	26.81%	7.03%	6.61%
Net assets, at end of year (000s)	\$ 30,618	\$ 34,856	\$ 39,947	\$ 19,454	\$ 17,104
Ratio of gross expenses to average net assets before expense reimbursement/recapture ^{3,4}	1.10%	1.01%	1.05%	1.19%	1.30%
Ratio of net expenses to average net assets after expense reimbursement/recapture ⁴	1.02%	1.02%	1.02%	1.10%	1.15%
Ratio of net investment income to average net assets ^{4,5}	1.34%	0.69%	0.59%	1.44%	2.71%
Portfolio Turnover Rate	48%	66%	73%	107%	79%

1. Per share amounts calculated using the average shares method.

2. Total return in the above table is historical in nature and represents the rate that the investor would have earned or lost on an investment in the Fund assuming reinvestment of dividends and capital gain distributions, if any. Had the manager not waived a portion of the Fund's expenses in certain periods, total returns would have been lower.

3. Represents the ratio of expenses to average net assets absent fee waivers and/or expense reimbursements/recapture by the manager.

4. The ratios of expenses to average net assets and net investment income to average net assets do not reflect the expenses of the underlying investment companies in which the Fund invests.

5. Recognition of net investment income is affected by the timing and declaration of dividends by the underlying investment companies in which the Fund invests.

Per Share Data and Ratios for a Share of Beneficial Interest Outstanding Throughout Each of the Years Presented

	<i>Eventide Balanced Fund (formerly, the Multi-Asset Income Fund) - Class A</i>				
	<i>Year Ended June 30, 2023</i>	<i>Year Ended June 30, 2022</i>	<i>Year Ended June 30, 2021</i>	<i>Year Ended June 30, 2020</i>	<i>Year Ended June 30, 2019</i>
Net asset value, beginning of year	\$ 12.14	\$ 14.22	\$ 11.38	\$ 10.89	\$ 10.57
Activity from investment operations:					
Net investment income ¹	0.16	0.09	0.07	0.15	0.28
Net realized and unrealized gain (loss) on investments	0.47	(1.33)	2.96	0.61	0.39
Total from investment operations	0.63	(1.24)	3.03	0.76	0.67
Less distributions from:					
Net investment income	(0.15)	(0.21)	(0.17)	(0.13)	(0.22)
Net realized gains	(0.12)	(0.63)	(0.02)	—	(0.03)
Return of capital	(0.04)	—	—	(0.14)	(0.10)
Total distributions	(0.31)	(0.84)	(0.19)	(0.27)	(0.35)
Net asset value, end of year	\$ 12.46	\$ 12.14	\$ 14.22	\$ 11.38	\$ 10.89
Total return ²	5.29%	(9.55)%	26.84%	7.07%	6.56%
Net assets, at end of year (000s)	\$ 25,577	\$ 25,744	\$ 23,139	\$ 10,659	\$ 8,817
Ratio of gross expenses to average net assets before expense reimbursement/recapture ^{3,4}	1.15%	1.06%	1.10%	1.24%	1.35%
Ratio of net expenses to average net assets after expense reimbursement/recapture ⁴	1.07%	1.07%	1.07%	1.15%	1.20%
Ratio of net investment income to average net assets ^{4,5}	1.32%	0.65%	0.55%	1.39%	2.63%
Portfolio Turnover Rate	48%	66%	73%	107%	79%

1. Per share amounts calculated using the average shares method.

2. Total return in the above table is historical in nature and represents the rate that the investor would have earned or lost on an investment in the Fund assuming reinvestment of dividends and capital gain distributions, if any and does not reflect the impact of sales charges. Had the manager not waived a portion of the Fund's expenses in certain periods, total returns would have been lower.

3. Represents the ratio of expenses to average net assets absent fee waivers and/or expense reimbursements/recapture by the manager.

4. The ratios of expenses to average net assets and net investment income to average net assets do not reflect the expenses of the underlying investment companies in which the Fund invests.

5. Recognition of net investment income is affected by the timing and declaration of dividends by the underlying investment companies in which the Fund invests.

Per Share Data and Ratios for a Share of Beneficial Interest Outstanding Throughout Each of the Years Presented

	<i>Eventide Balanced Fund (formerly, the Multi-Asset Income Fund) - Class C</i>				
	<i>Year Ended June 30, 2023</i>	<i>Year Ended June 30, 2022</i>	<i>Year Ended June 30, 2021</i>	<i>Year Ended June 30, 2020</i>	<i>Year Ended June 30, 2019</i>
Net asset value, beginning of year	\$ 12.06	\$ 14.15	\$ 11.34	\$ 10.86	\$ 10.55
Activity from investment operations:					
Net investment income (loss) ¹	0.07	(0.01)	(0.03)	0.07	0.20
Net realized and unrealized gain (loss) on investments	0.47	(1.35)	2.95	0.60	0.38
Total from investment operations	0.54	(1.36)	2.92	0.67	0.58
Less distributions from:					
Net investment income	(0.06)	(0.10)	(0.09)	(0.09)	(0.16)
Net realized gains	(0.12)	(0.63)	(0.02)	—	(0.03)
Return of capital	(0.04)	—	—	(0.10)	(0.08)
Total distributions	(0.22)	(0.73)	(0.11)	(0.19)	(0.27)
Net asset value, end of year	\$ 12.38	\$ 12.06	\$ 14.15	\$ 11.34	\$ 10.86
Total return ²	4.54%	(10.33)%	25.85%	6.23%	5.73%
Net assets, at end of year (000s)	\$ 16,181	\$ 18,146	\$ 18,883	\$ 8,091	\$ 6,194
Ratio of gross expenses to average net assets before expense reimbursement/recapture ^{3,4}	1.90%	1.81%	1.85%	1.99%	2.10%
Ratio of net expenses to average net assets after expense reimbursement/recapture ⁴	1.82%	1.82%	1.82%	1.90%	1.95%
Ratio of net investment income (loss) to average net assets ^{4,5}	0.56%	(0.10)%	(0.21)%	0.64%	1.90%
Portfolio Turnover Rate	48%	66%	73%	107%	79%

1. Per share amounts calculated using the average shares method.

2. Total return in the above table is historical in nature and represents the rate that the investor would have earned or lost on an investment in the Fund assuming reinvestment of dividends and capital gain distributions, if any. Had the manager not waived a portion of the Fund's expenses in certain periods, total returns would have been lower.

3. Represents the ratio of expenses to average net assets absent fee waivers and/or expense reimbursements/recapture by the manager.

4. The ratios of expenses to average net assets and net investment income (loss) to average net assets do not reflect the expenses of the underlying investment companies in which the Fund invests.

5. Recognition of net investment income (loss) is affected by the timing and declaration of dividends by the underlying investment companies in which the Fund invests.

Per Share Data and Ratios for a Share of Beneficial Interest Outstanding Throughout Each of the Years Presented

	<i>Eventide Balanced Fund (formerly, the Multi-Asset Income Fund) - Class I</i>				
	<i>Year Ended June 30, 2023</i>	<i>Year Ended June 30, 2022</i>	<i>Year Ended June 30, 2021</i>	<i>Year Ended June 30, 2020</i>	<i>Year Ended June 30, 2019</i>
Net asset value, beginning of year	\$ 12.12	\$ 14.22	\$ 11.38	\$ 10.90	\$ 10.58
Activity from investment operations:					
Net investment income ¹	0.19	0.12	0.11	0.18	0.31
Net realized and unrealized gain (loss) on investments	0.47	(1.35)	2.95	0.60	0.38
Total from investment operations	0.66	(1.23)	3.06	0.78	0.69
Less distributions from:					
Net investment income	(0.18)	(0.24)	(0.20)	(0.15)	(0.23)
Net realized gains	(0.12)	(0.63)	(0.02)	—	(0.03)
Return of capital	(0.04)	—	—	(0.15)	(0.11)
Total distributions	(0.34)	(0.87)	(0.22)	(0.30)	(0.37)
Net asset value, end of year	\$ 12.44	\$ 12.12	\$ 14.22	\$ 11.38	\$ 10.90
Total return ²	5.57%	(9.46)%	27.12%	7.23%	6.81%
Net assets, at end of year (000s)	\$ 260,688	\$ 269,421	\$ 279,142	\$ 110,295	\$ 79,513
Ratio of gross expenses to average net assets before expense reimbursement/recapture ^{3,4}	0.90%	0.81%	0.85%	0.99%	1.10%
Ratio of net expenses to average net assets after expense reimbursement/recapture ⁴	0.82%	0.82%	0.82%	0.90%	0.95%
Ratio of net investment income to average net assets ^{4,5}	1.57%	0.90%	0.81%	1.65%	2.92%
Portfolio Turnover Rate	48%	66%	73%	107%	79%

1. Per share amounts calculated using the average shares method.

2. Total return in the above table is historical in nature and represents the rate that the investor would have earned or lost on an investment in the Fund assuming reinvestment of dividends and capital gain distributions, if any. Had the manager not waived a portion of the Fund's expenses in certain periods, total returns would have been lower.

3. Represents the ratio of expenses to average net assets absent fee waivers and/or expense reimbursements/recapture by the manager.

4. The ratios of expenses to average net assets and net investment income to average net assets do not reflect the expenses of the underlying investment companies in which the Fund invests.

5. Recognition of net investment income is affected by the timing and declaration of dividends by the underlying investment companies in which the Fund invests.

EVENTIDE DIVIDEND OPPORTUNITIES FUND

The following tables are intended to help you better understand the financial performance of the Fund's Class A, Class C, Class N and Class I shares since their inception. Certain information reflects financial results for a single Fund share. Total return represents the rate you would have earned (or lost) on an investment in each Fund's Class A, Class C, Class N and Class I shares, assuming reinvestment of all dividends and distributions. The information for the fiscal year ended June 30, 2023, has been audited by Cohen & Company, Ltd., the Fund's independent registered public accounting firm, whose report, along with the Fund's financial statements, is included in the Fund's Annual Report, which is available upon request. The information for each fiscal period ended prior to June 30, 2023 has been audited by the Fund's former independent registered public accounting firm BBD, LLP.

Per Share Data and Ratios for a Share of Beneficial Interest Outstanding Throughout Each of the Years Presented

	Eventide Dividend Opportunities Fund - Class N				
	Year Ended June 30, 2023	Year Ended June 30, 2022	Year Ended June 30, 2021	Year Ended June 30, 2020	Year Ended June 30, 2019
Net asset value, beginning of year	\$ 13.43	\$ 15.86	\$ 10.88	\$ 10.37	\$ 9.66
Activity from investment operations:					
Net investment income ¹	0.11	0.05	0.04	0.11	0.22
Net realized and unrealized gain (loss) on investments	1.31	(2.01)	5.08	0.57	0.66
Total from investment operations	1.42	(1.96)	5.12	0.68	0.88
Less distributions from:					
Net investment income	(0.10)	(0.18)	(0.14)	(0.10)	(0.16)
Net realized gains	(0.09)	(0.29)	—	—	—
Return of capital	(0.01)	—	—	(0.07)	(0.01)
Total distributions	(0.20)	(0.47)	(0.14)	(0.17)	(0.17)
Net asset value, end of year	\$ 14.65	\$ 13.43	\$ 15.86	\$ 10.88	\$ 10.37
Total return ²	10.66%	(12.90)%	47.21%	6.60%	9.20%
Net assets, at end of year (000s)	\$ 91,912	\$ 74,940	\$ 70,566	\$ 18,576	\$ 7,254
Ratio of gross expenses to average net assets before expense reimbursement/recapture ^{3,4}	1.23%	1.14%	1.19%	1.50%	2.00%
Ratio of net expenses to average net assets after expense reimbursement/recapture ⁴	1.15%	1.15%	1.15%	1.15%	1.15%
Ratio of net investment income to average net assets ^{4,5}	0.75%	0.34%	0.27%	1.01%	2.25%
Portfolio Turnover Rate	50%	50%	35%	90%	50%

1. Per share amounts calculated using the average shares method.

2. Total return in the above table is historical in nature and represents the rate that the investor would have earned or lost on an investment in the Fund assuming reinvestment of dividends and capital gain distributions, if any. Had the manager not waived or recaptured a portion of the Fund's expenses in certain periods, total returns would have been lower/higher.

3. Represents the ratio of expenses to average net assets absent fee waivers and/or expense reimbursements/recapture by the manager.

4. The ratios of expenses to average net assets and net investment income to average net assets do not reflect the expenses of the underlying investment companies in which the Fund invests.

5. Recognition of net investment income is affected by the timing and declaration of dividends by the underlying investment companies in which the Fund invests.

Per Share Data and Ratios for a Share of Beneficial Interest Outstanding Throughout Each of the Years Presented

	<i>Eventide Dividend Opportunities Fund - Class A</i>				
	<i>Year Ended June 30, 2023</i>	<i>Year Ended June 30, 2022</i>	<i>Year Ended June 30, 2021</i>	<i>Year Ended June 30, 2020</i>	<i>Year Ended June 30, 2019</i>
Net asset value, beginning of year	\$ 13.43	\$ 15.85	\$ 10.87	\$ 10.36	\$ 9.65
Activity from investment operations:					
Net investment income ¹	0.10	0.05	0.03	0.10	0.22
Net realized and unrealized gain (loss) on investments	1.32	(2.01)	5.08	0.57	0.65
Total from investment operations	1.42	(1.96)	5.11	0.67	0.87
Less distributions from:					
Net investment income	(0.06)	(0.17)	(0.13)	(0.09)	(0.15)
Net realized gains	(0.09)	(0.29)	—	—	—
Return of capital	(0.04)	—	—	(0.07)	(0.01)
Total distributions	(0.19)	(0.46)	(0.13)	(0.16)	(0.16)
Net asset value, end of year	\$ 14.66	\$ 13.43	\$ 15.85	\$ 10.87	\$ 10.36
Total return ²	10.68%	(12.88)%	47.22%	6.55%	9.15%
Net assets, at end of year (000s)	\$ 36,722	\$ 29,243	\$ 17,865	\$ 3,184	\$ 957
Ratio of gross expenses to average net assets expense reimbursement/recapture ^{3,4}	1.28%	1.19%	1.24%	1.55%	2.05%
Ratio of net expenses to average net assets after expense reimbursement/recapture ⁴	1.20%	1.20%	1.20%	1.20%	1.20%
Ratio of net investment income to average net assets ^{4,5}	0.69%	0.31%	0.22%	0.89%	2.28%
Portfolio Turnover Rate	50%	50%	35%	90%	50%

1. Per share amounts calculated using the average shares method.

2. Total return in the above table is historical in nature and represents the rate that the investor would have earned or lost on an investment in the Fund assuming reinvestment of dividends and capital gain distributions, if any and does not reflect the impact of sales charges. Had the manager not waived or recaptured a portion of the Fund's expenses in certain periods, total returns would have been lower/higher.

3. Represents the ratio of expenses to average net assets absent fee waivers and/or expense reimbursements/recapture by the manager.

4. The ratios of expenses to average net assets and net investment income to average net assets do not reflect the expenses of the underlying investment companies in which the Fund invests.

5. Recognition of net investment income is affected by the timing and declaration of dividends by the underlying investment companies in which the Fund invests.

Per Share Data and Ratios for a Share of Beneficial Interest Outstanding Throughout Each of the Years Presented

	<i>Eventide Dividend Opportunities Fund - Class C</i>				
	<i>Year Ended June 30, 2023</i>	<i>Year Ended June 30, 2022</i>	<i>Year Ended June 30, 2021</i>	<i>Year Ended June 30, 2020</i>	<i>Year Ended June 30, 2019</i>
Net asset value, beginning of year	\$ 13.34	\$ 15.77	\$ 10.86	\$ 10.35	\$ 9.66
Activity from investment operations:					
Net investment income (loss) ¹	(0.01)	(0.07)	(0.08)	0.03	0.15
Net realized and unrealized gain (loss) on investments	1.31	(2.00)	5.06	0.56	0.65
Total from investment operations	1.30	(2.07)	4.98	0.59	0.80
Less distributions from:					
Net investment income	—	(0.07)	(0.07)	(0.05)	(0.10)
Net realized gains	(0.09)	(0.29)	—	—	—
Return of capital	(0.01)	—	—	(0.03)	(0.01)
Total distributions	(0.10)	(0.36)	(0.07)	(0.08)	(0.11)
Net asset value, end of year	\$ 14.54	\$ 13.34	\$ 15.77	\$ 10.86	\$ 10.35
Total return ²	9.78%	(13.57)%	45.93%	5.78%	8.34%
Net assets, at end of year (000s)	\$ 14,889	\$ 9,975	\$ 4,508	\$ 824	\$ 541
Ratio of gross expenses to average net assets before expense reimbursement/recapture ^{3,4}	2.03%	1.94%	1.99%	2.30%	2.80%
Ratio of net expenses to average net assets after expense reimbursement/recapture ⁴	1.95%	1.95%	1.95%	1.95%	1.95%
Ratio of net investment income (loss) to average net assets ^{4,5}	(0.05)%	(0.42)%	(0.53)%	0.25%	1.53%
Portfolio Turnover Rate	50%	50%	35%	90%	50%

1. Per share amounts calculated using the average shares method.

2. Total return in the above table is historical in nature and represents the rate that the investor would have earned or lost on an investment in the Fund assuming reinvestment of dividends and capital gain distributions, if any. Had the manager not waived or recaptured a portion of the Fund's expenses in certain periods, total returns would have been lower/higher.

3. Represents the ratio of expenses to average net assets absent fee waivers and/or expense reimbursements/recapture by the manager.

4. The ratios of expenses to average net assets and net investment income/(loss) to average net assets do not reflect the expenses of the underlying investment companies in which the Fund invests.

5. Recognition of net investment income (loss) is affected by the timing and declaration of dividends by the underlying investment companies in which the Fund invests.

Per Share Data and Ratios for a Share of Beneficial Interest Outstanding Throughout Each of the Years Presented

	<i>Eventide Dividend Opportunities Fund - Class I</i>				
	<i>Year Ended</i>	<i>Year Ended</i>	<i>Year Ended</i>	<i>Year Ended</i>	<i>Year Ended</i>
	<i>June 30, 2023</i>	<i>June 30, 2022</i>	<i>June 30, 2021</i>	<i>June 30, 2020</i>	<i>June 30, 2019</i>
Net asset value, beginning of year	\$ 13.44	\$ 15.87	\$ 10.88	\$ 10.37	\$ 9.67
Activity from investment operations:					
Net investment income ¹	0.13	0.09	0.07	0.12	0.24
Net realized and unrealized gain (loss) on investments	1.32	(2.02)	5.07	0.57	0.66
Total from investment operations	1.45	(1.93)	5.14	0.69	0.90
Less distributions from:					
Net investment income	(0.11)	(0.21)	(0.15)	(0.10)	(0.19)
Net realized gains	(0.09)	(0.29)	—	—	—
Return of capital	(0.03)	—	—	(0.08)	(0.01)
Total distributions	(0.23)	(0.50)	(0.15)	(0.18)	(0.20)
Net asset value, end of year	\$ 14.66	\$ 13.44	\$ 15.87	\$ 10.88	\$ 10.37
Total return ²	10.87%	(12.72)%	47.49%	6.79%	9.40%
Net assets, at end of year (000s)	\$ 430,286	\$ 305,801	\$ 237,256	\$ 45,034	\$ 7,892
Ratio of gross expenses to average net assets before expense reimbursement/recapture ^{3,4}	1.03%	0.94%	0.99%	1.30%	1.80%
Ratio of net expenses to average net assets after expense reimbursement/recapture ⁴	0.95%	0.95%	0.95%	0.95%	0.95%
Ratio of net investment income to average net assets ^{4,5}	0.96%	0.55%	0.48%	1.16%	2.47%
Portfolio Turnover Rate	50%	50%	35%	90%	50%

1. Per share amounts calculated using the average shares method.

2. Total return in the above table is historical in nature and represents the rate that the investor would have earned or lost on an investment in the Fund assuming reinvestment of dividends and capital gain distributions, if any. Had the manager not waived or recaptured a portion of the Fund's expenses in certain periods, total returns would have been lower/higher.

3. Represents the ratio of expenses to average net assets absent fee waivers and/or expense reimbursements/recapture by the manager.

4. The ratios of expenses to average net assets and net investment income to average net assets do not reflect the expenses of the underlying investment companies in which the Fund invests.

5. Recognition of net investment income is affected by the timing and declaration of dividends by the underlying investment companies in which the Fund invests.

EVENTIDE LIMITED-TERM BOND FUND

The following tables are intended to help you better understand the financial performance of the Fund's Class A, Class C, Class N and Class I shares since their inception. Certain information reflects financial results for a single Fund share. Total return represents the rate you would have earned (or lost) on an investment in each Fund's Class A, Class C, Class N and Class I shares, assuming reinvestment of all dividends and distributions. The information for the fiscal year ended June 30, 2023, has been audited by Cohen & Company, Ltd., the Fund's independent registered public accounting firm, whose report, along with the Fund's financial statements, is included in the Fund's Annual Report, which is available upon request. The information for each fiscal period ended prior to June 30, 2023 has been audited by the Fund's former independent registered public accounting firm BBD, LLP.

Per Share Data and Ratios for a Share of Beneficial Interest Outstanding Throughout Each of the Years Presented

	Eventide Limited-Term Bond Fund - Class N				
	Year Ended June 30, 2023	Year Ended June 30, 2022	Year Ended June 30, 2021	Year Ended June 30, 2020	Period Ended June 30, 2019 *
Net asset value, beginning of year/period	\$ 9.72	\$ 10.49	\$ 10.62	\$ 10.38	\$ 10.03
Activity from investment operations:					
Net investment income ¹	0.16	0.04	0.06	0.15	0.12
Net realized and unrealized gain (loss) on investments	(0.04)	(0.69)	(0.01)	0.30	0.34
Total from investment operations	0.12	(0.65)	0.05	0.45	0.46
Less distributions from:					
Net investment income	(0.16)	(0.07)	(0.07)	(0.19)	(0.11)
Net realized gains	—	—	(0.07)	—	—
Return of capital	(0.00) ⁵	(0.05)	(0.04)	(0.02)	—
Total distributions	(0.16)	(0.12)	(0.18)	(0.21)	(0.11)
Net asset value, end of year/period	\$ 9.68	\$ 9.72	\$ 10.49	\$ 10.62	\$ 10.38
Total return ²	1.29%	(6.26)%	0.48%	4.37%	4.64% ⁶
Net assets, at end of year/period (000s)	\$ 17,698	\$ 5,622	\$ 6,906	\$ 37,973	\$ 1,680
Ratio of gross expenses to average net assets before expense reimbursement ³	0.91%	0.84%	0.86%	1.11%	2.41% ⁷
Ratio of net expenses to average net assets after expense reimbursement	0.75%	0.75%	0.75%	0.75%	0.98% ⁷
Ratio of net investment income to average net assets ⁴	1.66%	0.42%	0.54%	1.44%	2.20% ⁷
Portfolio Turnover Rate	34%	48%	72%	71%	60% ⁶

* Eventide Limited-Term Bond Fund Class N commenced on December 14, 2018.

1. Per share amounts calculated using the average shares method.
2. Total return in the above table is historical in nature and represents the rate that the investor would have earned or lost on an investment in the Fund assuming reinvestment of dividends and capital gain distributions, if any. Had the manager not waived a portion of the Fund's expenses in certain periods, total returns would have been lower.
3. Represents the ratio of expenses to average net assets absent fee waivers and/or expense reimbursements by the manager.
4. Recognition of net investment income is affected by the timing and declaration of dividends by the underlying investment companies in which the Fund invests.
5. Amount represents less than \$0.01 per share.
6. Not annualized.
7. Annualized.

Per Share Data and Ratios for a Share of Beneficial Interest Outstanding Throughout Each of the Years Presented

	Eventide Limited-Term Bond Fund - Class A					
	Year Ended June 30, 2023	Year Ended June 30, 2022	Year Ended June 30, 2021	Year Ended June 30, 2020	Period Ended June 30, 2019*	Year Ended October 31, 2018
Net asset value, beginning of year/period	\$ 9.75	\$ 10.51	\$ 10.65	\$ 10.41	\$ 10.06	\$ 10.44
Activity from investment operations:						
Net investment income ¹	0.14	0.04	0.03	0.17	0.14	0.19
Net realized and unrealized gain (loss) on investments	(0.03)	(0.69)	0.01 ⁵	0.27	0.37	(0.35)
Total from investment operations	0.11	(0.65)	0.04	0.44	0.51	(0.16)
Less distributions from:						
Net investment income	(0.16)	(0.06)	(0.07)	(0.18)	(0.16)	(0.20)
Net realized gains	—	—	(0.07)	—	—	(0.02)
Return of capital	(0.00) ⁶	(0.05)	(0.04)	(0.02)	—	—
Total distributions	(0.16)	(0.11)	(0.18)	(0.20)	(0.16)	(0.22)
Paid-in-capital from redemption fees ¹	—	—	—	—	—	0.00 ⁶
Net asset value, end of year/period	\$ 9.70	\$ 9.75	\$ 10.51	\$ 10.65	\$ 10.41	\$ 10.06
Total return ²	1.14%	(6.20)%	0.45%	4.30%	5.08% ⁷	(1.52)%
Net assets, at end of year/period (000s)	\$ 19,390	\$ 22,210	\$ 29,596	\$ 12,873	\$ 13,977	\$ 17,191
Ratio of gross expenses to average net assets before expense reimbursement ³	0.96%	0.89%	0.91%	1.16%	2.09% ⁸	1.62%
Ratio of net expenses to average net assets after expense reimbursement	0.80%	0.80%	0.80%	0.80%	1.08% ⁸	1.25%
Ratio of net investment income to average net assets ⁴	1.47%	0.37%	0.27%	1.63%	2.05% ⁸	1.89%
Portfolio Turnover Rate	34%	48%	72%	71%	60% ⁷	27%

* Represents the period November 1, 2018 through June 30, 2019. See Note 1.

1. Per share amounts calculated using the average shares method.
2. Total return in the above table is historical in nature and represents the rate that the investor would have earned or lost on an investment in the Fund assuming reinvestment of dividends and capital gain distributions, if any and does not reflect the impact of sales charges. Had the manager not waived a portion of the Fund's expenses in certain periods, total returns would have been lower.
3. Represents the ratio of expenses to average net assets absent fee waivers and/or expense reimbursements by the manager.
4. Recognition of net investment income is affected by the timing and declaration of dividends by the underlying investment companies in which the Fund invests.
5. Due to the timing of shareholder transactions, and allocations of expenses among share classes, the per unit amounts presented may not coincide with the aggregate presentation on the Statements of Operations.
6. Amount represents less than \$0.01 per share.
7. Not annualized.
8. Annualized.

Per Share Data and Ratios for a Share of Beneficial Interest Outstanding Throughout Each of the Years Presented

	Eventide Limited-Term Bond Fund - Class C				
	Year Ended	Year Ended	Year Ended	Year Ended	Period Ended
	June 30, 2023	June 30, 2022	June 30, 2021	June 30, 2020	June 30, 2019 *
Net asset value, beginning of year/period	\$ 9.68	\$ 10.44	\$ 10.60	\$ 10.37	\$ 10.03
Activity from investment operations:					
Net investment income (loss) ¹	0.07	(0.04)	(0.05)	(0.01)	0.07
Net realized and unrealized gain (loss) on investments	(0.02)	(0.68)	0.01 ⁵	0.37	0.35
Total from investment operations	0.05	(0.72)	(0.04)	0.36	0.42
Less distributions from:					
Net investment income	(0.09)	(0.02)	(0.01)	(0.10)	(0.08)
Net realized gains	—	—	(0.07)	—	—
Return of capital	(0.00) ⁶	(0.02)	(0.04)	(0.03)	—
Total distributions	(0.09)	(0.04)	(0.12)	(0.13)	(0.08)
Net asset value, end of year/period	\$ 9.64	\$ 9.68	\$ 10.44	\$ 10.60	\$ 10.37
Total return ²	0.49%	(6.94)%	(0.38)%	3.50%	4.24% ⁷
Net assets, at end of year/period (000s)	\$ 1,618	\$ 1,678	\$ 1,545	\$ 401	\$ 72
Ratio of gross expenses to average net assets before expense reimbursement ³	1.71%	1.64%	1.66%	1.91%	3.21% ⁸
Ratio of net expenses to average net assets after expense reimbursement	1.55%	1.55%	1.55%	1.55%	1.78% ⁸
Ratio of net investment income (loss) to average net assets ⁴	0.74%	(0.37)%	(0.50)%	(0.08)%	1.45% ⁸
Portfolio Turnover Rate	34%	48%	72%	71%	60% ⁷

* Eventide Limited-Term Bond Fund Class C commenced on December 14, 2018.

1. Per share amounts calculated using the average shares method.
2. Total return in the above table is historical in nature and represents the rate that the investor would have earned or lost on an investment in the Fund assuming reinvestment of dividends and capital gain distributions, if any. Had the manager not waived a portion of the Fund's expenses in certain periods, total returns would have been lower.
3. Represents the ratio of expenses to average net assets absent fee waivers and/or expense reimbursements/recapture by the manager.
4. Recognition of net investment income (loss) is affected by the timing and declaration of dividends by the underlying investment companies in which the Fund invests.
5. Due to the timing of shareholder transactions, and allocations of expenses among share classes, the per unit amounts presented may not coincide with the aggregate presentation on the Statements of Operations.
6. Amount represents less than \$0.01 per share.
7. Not annualized.
8. Annualized.

Per Share Data and Ratios for a Share of Beneficial Interest Outstanding Throughout Each of the Years Presented

	<i>Eventide Limited-Term Bond Fund - Class I</i>					
	<i>Year Ended June 30, 2023</i>	<i>Year Ended June 30, 2022</i>	<i>Year Ended June 30, 2021</i>	<i>Year Ended June 30, 2020</i>	<i>Period Ended June 30, 2019*</i>	<i>Year Ended October 31, 2018</i>
Net asset value, beginning of year/period	\$ 9.97	\$ 10.75	\$ 10.89	\$ 10.64	\$ 10.27	\$ 10.63
Activity from investment operations:						
Net investment income ¹	0.16	0.07	0.05	0.17	0.16	0.22
Net realized and unrealized gain (loss) on investments	(0.02)	(0.71)	0.01 ⁵	0.31	0.38	(0.36)
Total from investment operations	0.14	(0.64)	0.06	0.48	0.54	(0.14)
Less distributions from:						
Net investment income	(0.18)	(0.08)	(0.09)	(0.21)	(0.17)	(0.20)
Net realized gains	—	—	(0.07)	—	—	(0.02)
Return of capital	(0.00) ⁶	(0.06)	(0.04)	(0.02)	—	—
Total distributions	(0.18)	(0.14)	(0.20)	(0.23)	(0.17)	(0.22)
Paid-in-capital from redemption fees ¹	—	—	—	—	—	(0.00) ⁶
Net asset value, end of year/period	\$ 9.93	\$ 9.97	\$ 10.75	\$ 10.89	\$ 10.64	\$ 10.27
Total return ²	1.46%	(6.02)%	0.65%	4.58%	5.30% ⁷	(1.31)%
Net assets, at end of year/period (000s)	\$ 88,666	\$ 152,546	\$ 144,089	\$ 28,847	\$ 3,230	\$ 1,030
Ratio of gross expenses to average net assets before expense reimbursement ³	0.71%	0.64%	0.66%	0.91%	1.97% ⁸	1.38%
Ratio of net expenses to average net assets after expense reimbursement	0.55%	0.55%	0.55%	0.55%	0.81% ⁸	1.00%
Ratio of net investment income to average net assets ⁴	1.68%	0.64%	0.49%	1.58%	2.30% ⁸	2.10%
Portfolio Turnover Rate	34%	48%	72%	71%	60% ⁷	27%

* Represents the period November 1, 2018 through June 30, 2019. See Note 1.

1. Per share amounts calculated using the average shares method.
2. Total return in the above table is historical in nature and represents the rate that the investor would have earned or lost on an investment in the Fund assuming reinvestment of dividends and capital gain distributions, if any. Had the manager not waived a portion of the Fund's expenses in certain periods, total returns would have been lower.
3. Represents the ratio of expenses to average net assets absent fee waivers and/or expense reimbursements by the manager.
4. Recognition of net investment income is affected by the timing and declaration of dividends by the underlying investment companies in which the Fund invests.
5. Due to the timing of shareholder transactions, and allocations of expenses among share classes, the per unit amounts presented may not coincide with the aggregate presentation on the Statements of Operations.
6. Amount represents less than \$0.01 per share.
7. Not annualized.
8. Annualized.

EVENTIDE EXPONENTIAL TECHNOLOGIES FUND

The following tables are intended to help you better understand the financial performance of the Fund's Class A, Class C, Class N and Class I shares since their inception. Certain information reflects financial results for a single Fund share. Total return represents the rate you would have earned (or lost) on an investment in each Fund's Class A, Class C, Class N and Class I shares, assuming reinvestment of all dividends and distributions. The information for the fiscal year ended June 30, 2023, has been audited by Cohen & Company, Ltd., the Fund's independent registered public accounting firm, whose report, along with the Fund's financial statements, is included in the Fund's Annual Report, which is available upon request. The information for each fiscal period ended prior to June 30, 2023 has been audited by the Fund's former independent registered public accounting firm.

Per Share Data and Ratios for a Share of Beneficial Interest Outstanding Throughout Each of the Years Presented

	<i>Eventide Exponential Technologies Fund - Class N</i>		
	<i>Year Ended</i>	<i>Year Ended</i>	<i>Year Ended</i>
	<i>June 30, 2023</i>	<i>June 30, 2022</i>	<i>June 30, 2021*</i>
Net asset value, beginning of year	\$ 10.92	\$ 19.08	\$ 10.00
Activity from investment operations:			
Net investment loss ¹	(0.13)	(0.25)	(0.25)
Net realized and unrealized gain (loss) on investments	1.20	(7.69)	9.33
Total from investment operations	1.07	(7.94)	9.08
Less distributions from:			
Net realized gains	—	(0.23)	(0.02)
Total distributions	—	(0.23)	(0.02)
Paid-in-capital from redemption fees ¹	0.01	0.01	0.02
Net asset value, end of year	\$ 12.00	\$ 10.92	\$ 19.08
Total return ²	9.89%	(42.00)%	91.00%
Net assets, at end of year (000s)	\$ 22,186	\$ 12,479	\$ 15,730
Ratio of gross expenses to average net assets before expense reimbursement ^{3,4}	1.70%	1.63%	1.73%
Ratio of net expenses to average net assets after expense reimbursement ⁴	1.63%	1.63%	1.63%
Ratio of net investment loss to average net assets ^{4,5}	(1.23)%	(1.54)%	(1.50)%
Portfolio Turnover Rate	81%	69%	60%

* *Eventide Exponential Technologies Fund commenced on June 30, 2020.*

- Per share amounts calculated using the average shares method.*
- Total return in the above table is historical in nature and represents the rate that the investor would have earned or lost on an investment in the Fund assuming reinvestment of dividends and capital gain distributions, if any. Had the manager not waived a portion of the Fund's expenses in certain periods, total returns would have been lower.*
- Represents the ratio of expenses to average net assets absent fee waivers and/or expense reimbursements by the manager.*
- The ratios of expenses to average net assets and net investment loss to average net assets do not reflect the expenses of the underlying investment companies in which the Fund invests.*
- Recognition of net investment loss is affected by the timing and declaration of dividends by the underlying investment companies in which the Fund invests.*

Per Share Data and Ratios for a Share of Beneficial Interest Outstanding Throughout Each of the Years Presented

	<i>Eventide Exponential Technologies Fund - Class A</i>		
	<i>Year Ended</i>	<i>Year Ended</i>	<i>Year Ended</i>
	<i>June 30, 2023</i>	<i>June 30, 2022</i>	<i>June 30, 2021 *</i>
Net asset value, beginning of year	\$ 10.93	\$ 19.08	\$ 10.00
Activity from investment operations:			
Net investment loss ¹	(0.14)	(0.25)	(0.26)
Net realized and unrealized gain (loss) on investments	1.20	(7.68)	9.34
Total from investment operations	1.06	(7.93)	9.08
Less distributions from:			
Net realized gains	—	(0.23)	(0.02)
Total distributions	—	(0.23)	(0.02)
Paid-in-capital from redemption fees ¹	0.01	0.01	0.02
Net asset value, end of year	\$ 12.00	\$ 10.93	\$ 19.08
Total return ²	9.79%	(41.95)%	91.00%
Net assets, at end of year (000s)	\$ 8,257	\$ 7,377	\$ 7,662
Ratio of gross expenses to average net assets before expense reimbursement ^{3,4}	1.75%	1.68%	1.78%
Ratio of net expenses to average net assets after expense reimbursement ⁴	1.68%	1.68%	1.68%
Ratio of net investment loss to average net assets ^{4,5}	(1.28)%	(1.58)%	(1.55)%
Portfolio Turnover Rate	81%	69%	60%

* *Eventide Exponential Technologies Fund commenced on June 30, 2020.*

1. *Per share amounts calculated using the average shares method.*

2. *Total return in the above table is historical in nature and represents the rate that the investor would have earned or lost on an investment in the Fund assuming reinvestment of dividends and capital gain distributions, if any and does not reflect the impact of sales charges. Had the manager not waived a portion of the Fund's expenses in certain periods, total returns would have been lower.*

3. *Represents the ratio of expenses to average net assets absent fee waivers and/or expense reimbursements by the manager.*

4. *The ratios of expenses to average net assets and net investment loss to average net assets do not reflect the expenses of the underlying investment companies in which the Fund invests.*

5. *Recognition of net investment loss is affected by the timing and declaration of dividends by the underlying investment companies in which the Fund invests.*

Per Share Data and Ratios for a Share of Beneficial Interest Outstanding Throughout Each of the Years Presented

	Eventide Exponential Technologies Fund - Class C		
	Year Ended June 30, 2023	Year Ended June 30, 2022	Year Ended June 30, 2021 *
Net asset value, beginning of year	\$ 10.77	\$ 18.96	\$ 10.00
Activity from investment operations:			
Net investment loss ¹	(0.21)	(0.37)	(0.38)
Net realized and unrealized gain (loss) on investments	1.17	(7.60)	9.35
Total from investment operations	0.96	(7.97)	8.97
Less distributions from:			
Net realized gains	—	(0.23)	(0.02)
Total distributions	—	(0.23)	(0.02)
Paid-in-capital from redemption fees ¹	0.01	0.01	0.01
Net asset value, end of year	\$ 11.74	\$ 10.77	\$ 18.96
Total return ²	9.01 %	(42.43) %	89.80 %
Net assets, at end of year (000s)	\$ 2,635	\$ 2,422	\$ 2,065
Ratio of gross expenses to average net assets before expense reimbursement ^{3,4}	2.50 %	2.43 %	2.53 %
Ratio of net expenses to average net assets after expense reimbursement ⁴	2.43 %	2.43 %	2.43 %
Ratio of net investment loss to average net assets ^{4,5}	(2.03) %	(2.33) %	(2.30) %
Portfolio Turnover Rate	81 %	69 %	60 %

* Eventide Exponential Technologies Fund commenced on June 30, 2020.

1. Per share amounts calculated using the average shares method.
2. Total return in the above table is historical in nature and represents the rate that the investor would have earned or lost on an investment in the Fund assuming reinvestment of dividends and capital gain distributions, if any. Had the manager not waived a portion of the Fund's expenses in certain periods, total returns would have been lower.
3. Represents the ratio of expenses to average net assets absent fee waivers and/or expense reimbursements by the manager.
4. The ratios of expenses to average net assets and net investment loss to average net assets do not reflect the expenses of the underlying investment companies in which the Fund invests.
5. Recognition of net investment loss is affected by the timing and declaration of dividends by the underlying investment companies in which the Fund invests.

Per Share Data and Ratios for a Share of Beneficial Interest Outstanding Throughout Each of the Years Presented

	<i>Eventide Exponential Technologies Fund - Class I</i>		
	<i>Year Ended</i>	<i>Year Ended</i>	<i>Year Ended</i>
	<i>June 30, 2023</i>	<i>June 30, 2022</i>	<i>June 30, 2021 *</i>
Net asset value, beginning of year	\$ 10.97	\$ 19.12	\$ 10.00
Activity from investment operations:			
Net investment loss ¹	(0.11)	(0.22)	(0.22)
Net realized and unrealized gain (loss) on investments	1.21	(7.71)	9.34
Total from investment operations	1.10	(7.93)	9.12
Less distributions from:			
Net realized gains	—	(0.23)	(0.02)
Total distributions	—	(0.23)	(0.02)
Paid-in-capital from redemption fees ¹	0.01	0.01	0.02
Net asset value, end of year	\$ 12.08	\$ 10.97	\$ 19.12
Total return ²	10.12%	(41.86)%	91.40%
Net assets, at end of year (000s)	\$ 82,735	\$ 72,567	\$ 96,821
Ratio of gross expenses to average net assets before expense reimbursement ^{3,4}	1.50%	1.43%	1.53%
Ratio of net expenses to average net assets after expense reimbursement ⁴	1.43%	1.43%	1.43%
Ratio of net investment loss to average net assets ^{4,5}	(1.02)%	(1.33)%	(1.30)%
Portfolio Turnover Rate	81%	69%	60%

* *Eventide Exponential Technologies Fund commenced on June 30, 2020.*

1. *Per share amounts calculated using the average shares method.*
2. *Total return in the above table is historical in nature and represents the rate that the investor would have earned or lost on an investment in the Fund assuming reinvestment of dividends and capital gain distributions, if any. Had the manager not waived a portion of the Fund's expenses in certain periods, total returns would have been lower.*
3. *Represents the ratio of expenses to average net assets absent fee waivers and/or expense reimbursements by the manager.*
4. *The ratios of expenses to average net assets and net investment loss to average net assets do not reflect the expenses of the underlying investment companies in which the Fund invests.*
5. *Recognition of net investment loss is affected by the timing and declaration of dividends by the underlying investment companies in which the Fund invests.*

EVENTIDE CORE BOND FUND

The following tables are intended to help you better understand the financial performance of the Fund's Class A, Class C, Class N and Class I shares since their inception. Certain information reflects financial results for a single Fund share. Total return represents the rate you would have earned (or lost) on an investment in each Fund's Class A, Class C, Class N and Class I shares, assuming reinvestment of all dividends and distributions. The information for the fiscal year ended June 30, 2023, has been audited by Cohen & Company, Ltd., the Fund's independent registered public accounting firm, whose report, along with the Fund's financial statements, is included in the Fund's Annual Report, which is available upon request. The information for each fiscal period ended prior to June 30, 2023 has been audited by the Fund's former independent registered public accounting firm BBD, LLP.

Per Share Data and Ratios for a Share of Beneficial Interest Outstanding Throughout Each of the Years or Period Presented

	Eventide Core Bond Fund – Class N		
	Year Ended	Year Ended	Period Ended
	June 30, 2023	June 30, 2022	June 30, 2021 *
Net asset value, beginning of year/period	\$ 8.41	\$ 9.66	\$ 10.00
Activity from investment operations:			
Net investment income ¹	0.17	0.08	0.05
Net realized and unrealized loss on investments	(0.25)	(1.20)	(0.29)
Total from investment operations	(0.08)	(1.12)	(0.24)
Less distributions from:			
Net investment income	(0.18)	(0.11)	(0.05)
Return of capital	—	(0.02)	(0.05)
Total distributions	(0.18)	(0.13)	(0.10)
Net asset value, end of year/period	\$ 8.15	\$ 8.41	\$ 9.66
Total return ²	(0.89)%	(11.69)%	(2.39)% ⁶
Net assets, at end of year/period (000s)	\$ 37,445	\$ 58,166	\$ 56,644
Ratio of gross expenses to average net assets before expense reimbursement ^{3,4}	1.01%	0.96%	0.89% ⁷
Ratio of net expenses to average net assets after expense reimbursement ⁴	0.78%	0.78%	0.78% ⁷
Ratio of net investment income to average net assets ^{4,5}	2.09%	0.88%	0.53% ⁷
Portfolio Turnover Rate	57%	56%	52% ⁶

* Eventide Core Bond Fund commenced on July 31, 2020.

1. Per share amounts calculated using the average shares method.
2. Total return in the above table is historical in nature and represents the rate that the investor would have earned or lost on an investment in the Fund assuming reinvestment of dividends and capital gain distributions, if any. Had the manager not waived a portion of the Fund's expenses in certain periods, total returns would have been lower.
3. Represents the ratio of expenses to average net assets absent fee waivers and/or expense reimbursements by the manager.
4. The ratios of expenses to average net assets and net investment income to average net assets do not reflect the expenses of the underlying investment companies in which the Fund invests.
5. Recognition of net investment income is affected by the timing and declaration of dividends by the underlying investment companies in which the Fund invests.
6. Not annualized.
7. Annualized.

Per Share Data and Ratios for a Share of Beneficial Interest Outstanding Throughout Each of the Years or Period Presented

	<i>Eventide Core Bond Fund – Class A</i>		
	<i>Year Ended</i>	<i>Year Ended</i>	<i>Period Ended</i>
	<i>June 30, 2023</i>	<i>June 30, 2022</i>	<i>June 30, 2021 *</i>
Net asset value, beginning of year/period	\$ 8.44	\$ 9.71	\$ 10.00
Activity from investment operations:			
Net investment income ¹	0.18	0.07	0.05
Net realized and unrealized loss on investments	(0.26)	(1.22)	(0.27)
Total from investment operations	(0.08)	(1.15)	(0.22)
Less distributions from:			
Net investment income	(0.18)	(0.10)	(0.02)
Return of capital	—	(0.02)	(0.05)
Total distributions	(0.18)	(0.12)	(0.07)
Net asset value, end of year/period	\$ 8.18	\$ 8.44	\$ 9.71
Total return ²	(0.90)%	(11.91)%	(2.28)% ⁶
Net assets, at end of year/period (000s)	\$ 412	\$ 197	\$ 384
Ratio of gross expenses to average net assets before expense reimbursement ^{3,4}	1.06%	1.01%	0.94% ⁷
Ratio of net expenses to average net assets after expense reimbursement ⁴	0.83%	0.83%	0.83% ⁷
Ratio of net investment income to average net assets ^{4,5}	2.19%	0.78%	0.51% ⁷
Portfolio Turnover Rate	57%	56%	52% ⁶

* *Eventide Core Bond Fund commenced on July 31, 2020.*

1. *Per share amounts calculated using the average shares method.*
2. *Total return in the above table is historical in nature and represents the rate that the investor would have earned or lost on an investment in the Fund assuming reinvestment of dividends and capital gain distributions, if any and does not reflect the impact of sales charges. Had the manager not waived a portion of the Fund's expenses in certain periods, total returns would have been lower.*
3. *Represents the ratio of expenses to average net assets absent fee waivers and/or expense reimbursements by the manager.*
4. *The ratios of expenses to average net assets and net investment income to average net assets do not reflect the expenses of the underlying investment companies in which the Fund invests.*
5. *Recognition of net investment income is affected by the timing and declaration of dividends by the underlying investment companies in which the Fund invests.*
6. *Not annualized.*
7. *Annualized.*

Per Share Data and Ratios for a Share of Beneficial Interest Outstanding Throughout Each of the Years or Period Presented

	<i>Eventide Core Bond Fund – Class C</i>		
	<i>Year Ended</i>	<i>Year Ended</i>	<i>Period Ended</i>
	<i>June 30, 2023</i>	<i>June 30, 2022</i>	<i>June 30, 2021</i> *
Net asset value, beginning of year/period	\$ 8.37	\$ 9.63	\$ 10.00
Activity from investment operations:			
Net investment income (loss) ¹	0.11	0.01	(0.02)
Net realized and unrealized loss on investments	(0.25)	(1.20)	(0.28)
Total from investment operations	(0.14)	(1.19)	(0.30)
Less distributions from:			
Net investment income	(0.12)	(0.06)	(0.02)
Return of capital	—	(0.01)	(0.05)
Total distributions	(0.12)	(0.07)	(0.07)
Net asset value, end of year/period	\$ 8.11	\$ 8.37	\$ 9.63
Total return ²	(1.67)%	(12.37)%	(3.02)% ⁶
Net assets, at end of year/period (000s)	\$ 221	\$ 224	\$ 163
Ratio of gross expenses to average net assets before expense reimbursement ^{3,4}	1.81%	1.76%	1.69% ⁷
Ratio of net expenses to average net assets after expense reimbursement ⁴	1.58%	1.58%	1.58% ⁷
Ratio of net investment income (loss) to average net assets ^{4,5}	1.35%	0.09%	(0.20)% ⁷
Portfolio Turnover Rate	57%	56%	52% ⁶

* *Eventide Core Bond Fund commenced on July 31, 2020.*

1. *Per share amounts calculated using the average shares method.*
2. *Total return in the above table is historical in nature and represents the rate that the investor would have earned or lost on an investment in the Fund assuming reinvestment of dividends and capital gain distributions, if any. Had the manager not waived a portion of the Fund's expenses in certain periods, total returns would have been lower.*
3. *Represents the ratio of expenses to average net assets absent fee waivers and/or expense reimbursements by the manager.*
4. *The ratios of expenses to average net assets and net investment income/(loss) to average net assets do not reflect the expenses of the underlying investment companies in which the Fund invests.*
5. *Recognition of net investment income (loss) is affected by the timing and declaration of dividends by the underlying investment companies in which the Fund invests.*
6. *Not annualized.*
7. *Annualized.*

Per Share Data and Ratios for a Share of Beneficial Interest Outstanding Throughout Each of the Years or Period Presented

	<i>Eventide Core Bond Fund – Class I</i>		
	<i>Year Ended</i>	<i>Year Ended</i>	<i>Period Ended</i>
	<i>June 30, 2023</i>	<i>June 30, 2022</i>	<i>June 30, 2021 *</i>
Net asset value, beginning of year/period	\$ 8.41	\$ 9.66	\$ 10.00
Activity from investment operations:			
Net investment income ¹	0.20	0.09	0.07
Net realized and unrealized loss on investments	(0.26)	(1.19)	(0.29)
Total from investment operations	(0.06)	(1.10)	(0.22)
Less distributions from:			
Net investment income	(0.20)	(0.13)	(0.07)
Return of capital	—	(0.02)	(0.05)
Total distributions	(0.20)	(0.15)	(0.12)
Net asset value, end of year/period	\$ 8.15	\$ 8.41	\$ 9.66
Total return ²	(0.67)%	(11.51)%	(2.24)% ⁶
Net assets, at end of year/period (000s)	\$ 39,300	\$ 13,877	\$ 64,377
Ratio of gross expenses to average net assets before expense reimbursement ^{3,4}	0.81%	0.76%	0.69% ⁷
Ratio of net expenses to average net assets after expense reimbursement ⁴	0.58%	0.58%	0.58% ⁷
Ratio of net investment income to average net assets ^{4,5}	2.45%	1.00%	0.80% ⁷
Portfolio Turnover Rate	57%	56%	52% ⁶

* *Eventide Core Bond Fund commenced on July 31, 2020.*

1. *Per share amounts calculated using the average shares method.*
2. *Total return in the above table is historical in nature and represents the rate that the investor would have earned or lost on an investment in the Fund assuming reinvestment of dividends and capital gain distributions, if any. Had the manager not waived a portion of the Fund's expenses in certain periods, total returns would have been lower.*
3. *Represents the ratio of expenses to average net assets absent fee waivers and/or expense reimbursements by the manager.*
4. *The ratios of expenses to average net assets and net investment income to average net assets do not reflect the expenses of the underlying investment companies in which the Fund invests.*
5. *Recognition of net investment income is affected by the timing and declaration of dividends by the underlying investment companies in which the Fund invests.*
6. *Not annualized.*
7. *Annualized.*

EVENTIDE LARGE CAP FOCUS FUND

The following tables are intended to help you better understand the financial performance of the Fund's Class A, Class C, Class N and Class I shares since their inception. Certain information reflects financial results for a single Fund share. Total return represents the rate you would have earned (or lost) on an investment in each Fund's Class A, Class C, Class N and Class I shares, assuming reinvestment of all dividends and distributions. The information for the fiscal period ended June 30, 2023, has been audited by Cohen & Company, Ltd. the Fund's independent registered public accounting firm, whose report, along with the Fund's financial statements, is included in the Fund's Annual Report, which is available upon request.

Per Share Data and Ratios for a Share of Beneficial Interest Outstanding Throughout the Year Presented

	<i>Eventide Large Cap Focus Fund – Class N</i>
	<i>Year Ended June 30, 2023 *</i>
Net asset value, beginning of year	\$ 10.00
Activity from investment operations:	
Net investment loss ¹	(0.01)
Net realized and unrealized gain on investments	1.45
Total from investment operations	1.44
Less distributions from:	
Return of capital	(0.00) ⁷
Total distributions	(0.00) ⁷
Net asset value, end of year	\$ 11.44
Total return ²	14.43%
Net assets, at end of year (000s)	\$ 330
Ratio of gross expenses to average net assets before expense reimbursement ^{3, 4, 5}	2.84%
Ratio of net expenses to average net assets after expense reimbursement ^{4, 5}	1.15%
Ratio of net investment loss to average net assets ^{4, 6}	(0.15)%
Portfolio Turnover Rate	48%

* *Eventide Large Cap Focus Fund Class N commenced on June 30, 2022.*

1. *Per share amounts calculated using the average shares method.*
2. *Total return in the above table is historical in nature and represents the rate that the investor would have earned or lost on an investment in the Fund assuming reinvestment of dividends and capital gain distributions, if any. Had the manager not waived a portion of the Fund's expenses in certain periods, total returns would have been lower.*
3. *Represents the ratio of expenses to average net assets absent fee waivers and/or expense reimbursements by the manager.*
4. *The ratios of expenses to average net assets and net investment loss to average net assets do not reflect the expenses of the underlying investment companies in which the Fund invests.*
5. *The ratio includes 0.01% for the year ended June 30, 2023 attributed to line of credit fees.*
6. *Recognition of net investment loss is affected by the timing and declaration of dividends by the underlying investment companies in which the Fund invests.*
7. *Amount represents less than \$0.01 per share.*

Per Share Data and Ratios for a Share of Beneficial Interest Outstanding Throughout the Year Presented

	<i>Eventide Large Cap Focus Fund – Class A</i>
	<i>Year Ended</i>
	<i>June 30, 2023 *</i>
Net asset value, beginning of year	\$ 10.00
Activity from investment operations:	
Net investment loss ¹	(0.00) ⁷
Net realized and unrealized gain on investments	1.43
Total from investment operations	1.43
Less distributions from:	
Return of capital	(0.01)
Total distributions	(0.01)
Net asset value, end of year	\$ 11.42
Total return ²	14.26%
Net assets, at end of year (000s)	\$ 190
Ratio of gross expenses to average net assets before expense reimbursement ^{3,4,5}	2.89%
Ratio of net expenses to average net assets after expense reimbursement ^{4,5}	1.20%
Ratio of net investment loss to average net assets ^{4,6}	(0.25)%
Portfolio Turnover Rate	48%

* *Eventide Large Cap Focus Fund Class N commenced on June 30, 2022.*

1. *Per share amounts calculated using the average shares method.*
2. *Total return in the above table is historical in nature and represents the rate that the investor would have earned or lost on an investment in the Fund assuming reinvestment of dividends and capital gain distributions, if any and does not reflect the impact of sales charges. Had the manager not waived a portion of the Fund's expenses in certain periods, total returns would have been lower.*
3. *Represents the ratio of expenses to average net assets absent fee waivers and/or expense reimbursements by the manager.*
4. *The ratios of expenses to average net assets and net investment loss to average net assets do not reflect the expenses of the underlying investment companies in which the Fund invests.*
5. *The ratio includes 0.01% for the year ended June 30, 2023 attributed to line of credit fees.*
6. *Recognition of net investment loss is affected by the timing and declaration of dividends by the underlying investment companies in which the Fund invests.*
7. *Amount represents less than \$0.01 per share.*

Per Share Data and Ratios for a Share of Beneficial Interest Outstanding Throughout the Year Presented

	<i>Eventide Large Cap Focus Fund – Class C</i>
	<i>Year Ended</i>
	<i>June 30, 2023 *</i>
Net asset value, beginning of year	\$ 10.00
Activity from investment operations:	
Net investment loss ¹	(0.09)
Net realized and unrealized gain on investments	1.45
Total from investment operations	1.36
Net asset value, end of year	\$ 11.36
Total return ²	13.60%
Net assets, at end of year (000s)	\$ 27
Ratio of gross expenses to average net assets before expense reimbursement ^{3, 4, 5}	3.64%
Ratio of net expenses to average net assets after expense reimbursement ^{4, 5}	1.95%
Ratio of net investment loss to average net assets ^{4, 6}	(0.93)%
Portfolio Turnover Rate	48%

* *Eventide Large Cap Focus Fund Class N commenced on June 30, 2022.*

- Per share amounts calculated using the average shares method.*
- Total return in the above table is historical in nature and represents the rate that the investor would have earned or lost on an investment in the Fund assuming reinvestment of dividends and capital gain distributions, if any. Had the manager not waived a portion of the Fund's expenses in certain periods, total returns would have been lower.*
- Represents the ratio of expenses to average net assets absent fee waivers and/or expense reimbursements/recapture by the manager.*
- The ratios of expenses to average net assets and net investment loss to average net assets do not reflect the expenses of the underlying investment companies in which the Fund invests.*
- The ratio includes 0.01% for the year ended June 30, 2023 attributed to line of credit fees.*
- Recognition of net investment loss is affected by the timing and declaration of dividends by the underlying investment companies in which the Fund invests.*

Per Share Data and Ratios for a Share of Beneficial Interest Outstanding Throughout the Year Presented

	<i>Eventide Large Cap Focus Fund – Class I</i>
	<i>Year Ended</i>
	<i>June 30, 2023 *</i>
Net asset value, beginning of year	\$ 10.00
Activity from investment operations:	
Net investment income ¹	0.01
Net realized and unrealized gain on investments	1.44
Total from investment operations	1.45
Less distributions from:	
Net investment income	(0.00) ⁷
Return of capital	(0.01)
Total distributions	(0.01)
Net asset value, end of year	\$ 11.44
Total return ²	14.55%
Net assets, at end of year (000s)	\$ 12,808
Ratio of gross expenses to average net assets before expense reimbursement ^{3,4,5}	2.64%
Ratio of net expenses to average net assets after expense reimbursement ^{4,5}	0.95%
Ratio of net investment income to average net assets ^{4,6}	0.08%
Portfolio Turnover Rate	48%

* *Eventide Large Cap Focus Fund Class N commenced on June 30, 2022.*

- Per share amounts calculated using the average shares method.*
- Total return in the above table is historical in nature and represents the rate that the investor would have earned or lost on an investment in the Fund assuming reinvestment of dividends and capital gain distributions, if any. Had the manager not waived a portion of the Fund's expenses in certain periods, total returns would have been lower.*
- Represents the ratio of expenses to average net assets absent fee waivers and/or expense reimbursements by the manager.*
- The ratios of expenses to average net assets and net investment income to average net assets do not reflect the expenses of the underlying investment companies in which the Fund invests.*
- The ratio includes 0.01% for the year ended June 30, 2023 attributed to line of credit fees.*
- Recognition of net investment income is affected by the timing and declaration of dividends by the underlying investment companies in which the Fund invests.*
- Amount represents less than \$0.01 per share.*

Appendix A

Intermediary-Specific Sales Charge Reductions and Waivers

Specific intermediaries may have different policies and procedures regarding the availability of sales charge reductions and waivers, which are discussed below. In all instances, it is the shareholder's responsibility to notify the Fund or the shareholder's financial intermediary at the time of purchase of any relationship or other facts qualifying the shareholder for sales charge reductions or waivers.

EDWARD D. JONES & CO., L.P. ("EDWARD JONES")

Policies Regarding Transactions Through Edward Jones

Effective on or after June 1, 2022, clients of Edward Jones (also referred to as "shareholders") purchasing fund shares on the Edward Jones commission and fee-based platforms are eligible only for the following sales charge discounts (also referred to as "breakpoints") and waivers, which can differ from discounts and waivers described elsewhere in the mutual fund prospectus or statement of additional information ("SAI") or through another broker-dealer. In all instances, it is the shareholder's responsibility to inform Edward Jones at the time of purchase of any relationship, holdings of Eventide, or other facts qualifying the purchaser for discounts or waivers. Edward Jones can ask for documentation of such circumstance. Shareholders should contact Edward Jones if they have questions regarding their eligibility for these discounts and waivers.

Breakpoints

- Breakpoint pricing, otherwise known as volume pricing, at dollar thresholds as described in the prospectus.

Rights of Accumulation ("ROA")

- The applicable sales charge on a purchase of Class A shares is determined by taking into account all share classes (except assets held in group retirement plans) of Eventide held by the shareholder or in an account grouped by Edward Jones with other accounts for the purpose of providing certain pricing considerations ("pricing groups"). If grouping assets as a shareholder, this includes all share classes held on the Edward Jones platform and/or held on another platform. The inclusion of eligible fund family assets in the ROA calculation is dependent on the shareholder notifying Edward Jones of such assets at the time of calculation.
- The employer maintaining a SEP IRA plan and/or SIMPLE IRA plan may elect to establish or change ROA for the IRA accounts associated with the plan to a plan-level grouping as opposed to including all share classes at a shareholder or pricing group level.
- ROA is determined by calculating the higher of cost minus redemptions or market value (current shares x NAV).

Letter of Intent ("LOI")

- Through a LOI, shareholders can receive the sales charge and breakpoint discounts for purchases shareholders intend to make over a 13-month period from the date Edward Jones receives the LOI. The LOI is determined by calculating the higher of cost or market value of qualifying holdings at LOI initiation in combination with the value that the shareholder intends to buy over a 13-month period to calculate the front-end sales charge and any breakpoint discounts. Each purchase the shareholder makes during that 13-month period will receive the sales charge and breakpoint discount that applies to the total amount. The inclusion of eligible fund family assets in the LOI calculation is dependent on the shareholder notifying Edward Jones of such assets at the time of calculation. Purchases made before the LOI is received by Edward Jones are not

adjusted under the LOI and will not reduce the sales charge previously paid. Sales charges will be adjusted if LOI is not met.

- If the employer maintaining a SEP IRA plan and/or SIMPLE IRA plan has elected to establish or change ROA for the IRA accounts associated with the plan to a plan-level grouping, LOIs will also be at the plan-level and may only be established by the employer.

Sales Charge Waivers

Sales charges are waived for the following shareholders and in the following situations:

- Associates of Edward Jones and its affiliates and their family members who are in the same pricing group (as determined by Edward Jones under its policies and procedures) as the associate. This waiver will continue for the remainder of the associate's life if the associate retires from Edward Jones in good-standing and remains in good standing pursuant to Edward Jones' policies and procedures.
- Shares purchased in an Edward Jones fee-based program.
- Shares purchased through reinvestment of capital gains distributions and dividend reinvestment.
- Shares purchased from the proceeds of redeemed shares of the same fund family so long as the following conditions are met: the proceeds are from the sale of shares within 60 days of the purchase, the sale and purchase are made from a share class that charges a front load and one of the following:
 - The redemption and repurchase occur in the same account.
 - The redemption proceeds are used to process an: IRA contribution, excess contributions, conversion, recharacterizing of contributions, or distribution, and the repurchase is done in an account within the same Edward Jones grouping for ROA.
- Shares purchased through reinvestment of capital gains distributions and dividend reinvestment.
- Shares purchased from the proceeds of redeemed shares of the same fund family so long as the following conditions are met: 1) the proceeds are from the sale of shares within 60 days of the purchase, and 2) the sale and purchase are made in the same share class and the same account or the purchase is made in an individual retirement account with proceeds from liquidations in a non-retirement account.
- Shares exchanged into Class A shares from another share class so long as the exchange is into the same fund and was initiated at the discretion of Edward Jones. Edward Jones is responsible for any remaining CDSC due to the fund company, if applicable. Any future purchases are subject to the applicable sales charge as disclosed in the prospectus.
- Exchanges from Class C shares to Class A shares of the same fund, generally, in the 84th month following the anniversary of the purchase date or earlier at the discretion of Edward Jones.
- Purchases of Class 529-A shares through a rollover from either another education savings plan or a security used for qualified distributions.
- Purchases of Class 529 shares made for recontribution of refunded amounts.

Contingent Deferred Sales Charge ("CDSC") Waivers

If the shareholder purchases shares that are subject to a CDSC and those shares are redeemed before the CDSC is expired, the shareholder is responsible to pay the CDSC except in the following conditions:

- The death or disability of the shareholder.
- Systematic withdrawals with up to 10% per year of the account value.
- Return of excess contributions from an Individual Retirement Account (IRA).

- Shares sold as part of a required minimum distribution for IRA and retirement accounts if the redemption is taken in or after the year the shareholder reaches qualified age based on applicable IRS regulations.
- Shares sold to pay Edward Jones fees or costs in such cases where the transaction is initiated by Edward Jones.
- Shares exchanged in an Edward Jones fee-based program.
- Shares acquired through NAV reinstatement.
- Shares redeemed at the discretion of Edward Jones for Minimums Balances, as described below.

Other Important Information Regarding Transactions Through Edward Jones

Minimum Purchase Amounts

- Initial purchase minimum: \$250
- Subsequent purchase minimum: none

Minimum Balances

- Edward Jones has the right to redeem at its discretion fund holdings with a balance of \$250 or less. The following are examples of accounts that are not included in this policy:
 - A fee-based account held on an Edward Jones platform
 - A 529 account held on an Edward Jones platform
 - An account with an active systematic investment plan or LOI

Exchanging Share Classes

- At any time it deems necessary, Edward Jones has the authority to exchange at NAV a shareholder's holdings in a fund to Class A shares of the same fund.

MERRILL LYNCH

Shareholders purchasing Fund shares through a Merrill Lynch platform or account will be eligible only for the following load waivers (front-end sales charge waivers and contingent deferred, or back-end, sales charge waivers) and discounts, which may differ from those disclosed elsewhere in this Fund's prospectus or SAI.

Front-End Sales Load Waivers on Class A Shares available at Merrill Lynch

- Employer-sponsored retirement, deferred compensation and employee benefit plans (including health savings accounts) and trusts used to fund those plans, provided that the shares are not held in a commission-based brokerage account and shares are held for the benefit of the plan.
- Shares purchased by a 529 Plan (does not include 529 Plan units or 529-specific share classes or equivalents).
- Shares purchased through a Merrill Lynch affiliated investment advisory program.
- Shares exchanged due to the holdings moving from a Merrill Lynch affiliated investment advisory program to a Merrill Lynch brokerage (non-advisory) account pursuant to Merrill Lynch's policies relating to sales load discounts and waivers.
- Shares purchased by third party investment advisors on behalf of their advisory clients through Merrill Lynch's platform.
- Shares of funds purchased through the Merrill Edge Self-Directed platform.
- Shares purchased through reinvestment of capital gains distributions and dividend reinvestment when purchasing shares of the same fund (but not any other fund within the fund family).

- Shares exchanged from Class C (i.e., level-load) shares of the same fund pursuant to Merrill Lynch's policies relating to sales load discounts and waivers.
- Employees and registered representatives of Merrill Lynch or its affiliates and their family members.
- Directors or Trustees of the Fund, and employees of the Fund's investment adviser or any of its affiliates, as described in this prospectus.
- Eligible shares purchased from the proceeds of redemptions within the same fund family, provided (1) the repurchase occurs within 90 days following the redemption, (2) the redemption and purchase occur in the same account, and (3) redeemed shares were subject to a front-end or deferred sales load (known as Rights of Reinstatement). Automated transactions (i.e., systematic purchases and withdrawals) and purchases made after shares are automatically sold to pay Merrill Lynch's account maintenance fees are not eligible for reinstatement.

Front-end load Discounts Available at Merrill Lynch: Breakpoints, Rights of Accumulation & Letters of Intent CDSC Waivers Available at Merrill Lynch

- Breakpoints as described in this prospectus.
- Rights of Accumulation (ROA) which entitle shareholders to breakpoint discounts as described in the Fund's prospectus will be automatically calculated based on the aggregated holding of fund family assets held by accounts (including 529 program holdings, where applicable) within the purchaser's household at Merrill Lynch. Eligible fund family assets not held at Merrill Lynch may be included in the ROA calculation only if the shareholder notifies his or her financial advisor about such assets.
- Letters of Intent (LOI) which allow for breakpoint discounts based on anticipated purchases within a fund family, through Merrill Lynch, over a 13-month period of time.

CDSC Waivers Available at Merrill Lynch

- Death or disability of the shareholder
- Shares sold as part of a systematic withdrawal plan as described in the Fund's prospectus
- Return of excess contributions from an IRA Account
- Shares sold as part of a required minimum distribution for IRA and retirement accounts pursuant to the Internal Revenue Code
- Shares sold to pay Merrill Lynch fees but only if the transaction is initiated by Merrill Lynch
- Shares acquired through a right of reinstatement
- Shares held in retirement brokerage accounts, that are exchanged for a lower cost share class due to transfer to certain fee-based accounts or platforms (applicable to A and C shares only)
- Shares received through an exchange due to the holdings moving from a Merrill Lynch affiliated investment advisory program to a Merrill Lynch brokerage (non-advisory) account pursuant to Merrill Lynch's policies relating to sales load discounts and waivers

RBC CAPITAL MARKETS, LLC ("RBC")

Front-end Sales Load Waivers on Class A Shares available at RBC

- Employee-sponsored retirement plans.

MORGAN STANLEY WEALTH MANAGEMENT

Effective July 1, 2018, shareholders purchasing Fund shares through a Morgan Stanley Wealth Management (“Morgan Stanley”) transactional brokerage account will be eligible only for the following front-end sales charge waivers with respect to Class A shares, which may differ from and may be more limited than those disclosed elsewhere in this Fund’s Prospectus or SAI.

Front-end Sales Charge Waivers on Class A Shares available at Morgan Stanley

- Employer-sponsored retirement plans (e.g., 401(k) plans, 457 plans, employer-sponsored 403(b) plans, profit sharing and money purchase pension plans and defined benefit plans). For purposes of this provision, employer-sponsored retirement plans do not include SEP IRAs, Simple IRAs, SAR-SEPs or Keogh plans
- Morgan Stanley employee and employee-related accounts according to Morgan Stanley’s account linking rules
- Shares purchased through reinvestment of dividends and capital gains distributions when purchasing shares of the same fund
- Shares purchased through a Morgan Stanley self-directed brokerage account
- Class C (i.e., level-load) shares that are no longer subject to a contingent deferred sales charge and are converted to Class A shares of the same fund pursuant to Morgan Stanley Wealth Management’s share class conversion program
- Shares purchased from the proceeds of redemptions within the same fund family, provided (i) the repurchase occurs within 90 days following the redemption, (ii) the redemption and purchase occur in the same account, and (iii) redeemed shares were subject to a front-end or deferred sales charge.

RAYMOND JAMES & ASSOCIATES, INC., RAYMOND JAMES FINANCIAL SERVICES, INC. AND EACH ENTITY’S AFFILIATES (“RAYMOND JAMES”)

Effective March 1, 2019, shareholders purchasing fund shares through a Raymond James platform or account, or through an introducing broker-dealer or independent registered investment adviser for which Raymond James provides trade execution, clearance, and/or custody services, will be eligible only for the following load waivers (front-end sales charge waivers and contingent deferred, or back-end, sales charge waivers) and discounts, which may differ from those disclosed elsewhere in this fund’s prospectus or SAI.

Front-end sales load waivers on Class A shares available at Raymond James

- Shares purchased in an investment advisory program.
- Shares purchased within the same fund family through a systematic reinvestment of capital gains and dividend distributions.
- Employees and registered representatives of Raymond James or its affiliates and their family members as designated by Raymond James.
- Shares purchased from the proceeds of redemptions within the same fund family, provided (1) the repurchase occurs within 90 days following the redemption, (2) the redemption and purchase occur in the same account, and (3) redeemed shares were subject to a front-end or deferred sales load (known as Rights of Reinstatement).

- A shareholder in the Fund's Class C shares will have their shares converted at net asset value to Class A shares (or the appropriate share class) of the Fund if the shares are no longer subject to a CDSC and the conversion is in line with the policies and procedures of Raymond James.
- Death or disability of the shareholder.
- Shares sold as part of a systematic withdrawal plan as described in the fund's prospectus.
- Return of excess contributions from an IRA Account.
- Shares sold as part of a required minimum distribution for IRA and retirement accounts due to the shareholder reaching the qualified age based on applicable IRS regulations as described in the fund's prospectus.
- Shares sold to pay Raymond James fees but only if the transaction is initiated by Raymond James.
- Shares acquired through a right of reinstatement.

Front-end load discounts available at Raymond James: breakpoints, rights of accumulation, and/or letters of intent

- Breakpoints as described in this prospectus.
- Rights of accumulation which entitle shareholders to breakpoint discounts will be automatically calculated based on the aggregated holding of fund family assets held by accounts within the purchaser's household at Raymond James. Eligible fund family assets not held at Raymond James may be included in the calculation of rights of accumulation only if the shareholder notifies his or her financial advisor about such assets.
- Letters of intent which allow for breakpoint discounts based on anticipated purchases within a fund family, over a 13-month time period. Eligible fund family assets not held at Raymond James may be included in the calculation of letters of intent only if the shareholder notifies his or her financial advisor about such assets.

JANNEY MONTGOMERY SCOTT LLC

Effective May 1, 2020, if you purchase fund shares through a Janney Montgomery Scott LLC ("Janney") brokerage account, you will be eligible for the following load waivers (front-end sales charge waivers and contingent deferred sales charge ("CDSC"), or back-end sales charge, waivers) and discounts, which may differ from those disclosed elsewhere in this fund's Prospectus or SAI.

Front-end sales charge* waivers on Class A shares available at Janney

- Shares purchased through reinvestment of capital gains distributions and dividend reinvestment when purchasing shares of the same fund (but not any other fund within the fund family).
- Shares purchased by employees and registered representatives of Janney or its affiliates and their family members as designated by Janney.
- Shares purchased from the proceeds of redemptions within the same fund family, provided (1) the repurchase occurs within ninety (90) days following the redemption, (2) the redemption and purchase occur in the same account, and (3) redeemed shares were subject to a front-end or deferred sales load (i.e., right of reinstatement).
- Employer-sponsored retirement plans (e.g., 401(k) plans, 457 plans, employer-sponsored 403(b) plans, profit sharing and money purchase pension plans and defined benefit plans). For purposes of this provision, employer-sponsored retirement plans do not include SEP IRAs, Simple IRAs, SAR-SEPs or Keogh plans.

- Shares acquired through a right of reinstatement.
- Class C shares that are no longer subject to a contingent deferred sales charge and are converted to Class A shares of the same fund pursuant to Janney's policies and procedures.

Front-end sales charge* discounts available at Janney: breakpoints, rights of accumulation, and/or letters of intent

- Breakpoints as described in the fund's Prospectus.
- Rights of accumulation ("ROA"), which entitle shareholders to breakpoint discounts, will be automatically calculated based on the aggregated holding of fund family assets held by accounts within the purchaser's household at Janney. Eligible fund family assets not held at Janney may be included in the ROA calculation only if the shareholder notifies his or her financial advisor about such assets.
- Letters of intent which allow for breakpoint discounts based on anticipated purchases within a fund family, over a 13-month time period. Eligible fund family assets not held at Janney Montgomery Scott may be included in the calculation of letters of intent only if the shareholder notifies his or her financial advisor about such assets.

* Also referred to as an "initial sales charge."

ROBERT W. BAIRD & CO. ("Baird")

Effective June 15, 2020, shareholders purchasing Fund shares through a Baird platform or account will only be eligible for the following sales charge waivers (front-end sales charge waivers and CDSC waivers) and discounts, which may differ from those disclosed elsewhere in this prospectus or the SAI.

Front-End Sales Charge Waivers on Class A Shares Available at Baird

- Shares purchased through reinvestment of capital gains distributions and dividend reinvestment when purchasing shares of the same Fund
- Share purchase by employees and registers representatives of Baird or its affiliate and their family members as designated by Baird
- Shares purchased using the proceeds of redemptions within the same fund family, provided (1) the repurchase occurs within 90 days following the redemption, (2) the redemption and purchase occur in the same accounts, and (3) redeemed shares were subject to a front-end or deferred sales charge (known as rights of reinstatement)
- A shareholder in the Funds' Class C shares will have their shares converted at net asset value to Class A shares of the same Fund if the shares are no longer subject to CDSC and the conversion is in line with the policies and procedures of Baird
- Employer-sponsored retirement plans or charitable accounts in a transactional brokerage account at Baird, including 401(k) plans, 457 plans, employer-sponsored 403(b) plans, profit sharing and money purchase pension plans and defined benefit plans. For purposes of this provision, employer-sponsored retirement plans do not include SEP IRAs, Simple IRAs or SAR-SEPs

CDSC Waivers on Class A and C shares Available at Baird

- Shares sold due to death or disability of the shareholder
- Shares sold as part of a systematic withdrawal plan as described in the Fund's Prospectus

- Shares bought due to returns of excess contributions from an IRA Account
- Shares sold as part of a required minimum distribution for IRA and retirement accounts due to the shareholder reaching the qualified age based on applicable Internal Revenue Service regulations
- Shares sold to pay Baird fees but only if the transaction is initiated by Baird
- Shares acquired through a right of reinstatement

Front-End Sales Charge Discounts Available at Baird: Breakpoints and/or Rights of Accumulations

- Breakpoints as described in this prospectus
- Rights of accumulations which entitles shareholders to breakpoint discounts will be automatically calculated based on the aggregated holding of Fund assets held by accounts within the purchaser's household at Baird. Eligible Fund assets not held at Baird may be included in the rights of accumulations calculation only if the shareholder notifies his or her financial advisor about such assets
- Letters of Intent (LOI) allow for breakpoint discounts based on anticipated purchases of Funds through Baird, over a 13-month period of time.

AMERIPRISE FINANCIAL

Class A Shares Front-End Sales Charge Waivers

The following information applies to Class A shares purchases if you have an account with or otherwise purchase Fund shares through Ameriprise Financial:

Shareholders purchasing Fund shares through an Ameriprise Financial retail brokerage account are eligible for the following front-end sales charge waivers, which may differ from those disclosed elsewhere in this Fund's prospectus or SAI:

- Employer-sponsored retirement plans (e.g., 401(k) plans, 457 plans, employer-sponsored 403(b) plans, profit sharing and money purchase pension plans and defined benefit plans). For purposes of this provision, employer-sponsored retirement plans do not include SEP IRAs, Simple IRAs or SAR-SEPs.
- Shares purchased through reinvestment of capital gains distributions and dividend reinvestment when purchasing shares of the same Fund (but not any other fund within the same fund family).
- Shares exchanged from Class C shares of the same fund in the month of or following the 7-year anniversary of the purchase date. To the extent that this prospectus elsewhere provides for a waiver with respect to exchanges of Class C shares or conversion of Class C shares following a shorter holding period, that waiver will apply.
- Employees and registered representatives of Ameriprise Financial or its affiliates and their immediate family members.
- Shares purchased by or through qualified accounts (including IRAs, Coverdell Education Savings Accounts, 401(k)s, 403(b) TSCAs subject to ERISA and defined benefit plans) that are held by a covered family member, defined as an Ameriprise financial advisor and/or the advisor's spouse, advisor's lineal ascendant (mother, father, grandmother, grandfather, great grandmother, great grandfather), advisor's lineal descendant (son, step-son, daughter, step-daughter, grandson, granddaughter, great grandson, great granddaughter) or any spouse of a covered family member who is a lineal descendant.

- Shares purchased from the proceeds of redemptions within the same fund family, provided (1) the repurchase occurs within 90 days following the redemption, (2) the redemption and purchase occur in the same account, and (3) redeemed shares were subject to a front-end or deferred sales load (i.e., Rights of Reinstatement).

The information disclosed in the appendix is part of, and incorporated in, the prospectus.

Privacy Notice

Mutual Fund Series Trust

Rev. August 2021

FACTS

WHAT DOES MUTUAL FUND SERIES TRUST DO WITH YOUR PERSONAL INFORMATION?

Why?

Financial companies choose how they share your personal information. Federal law gives consumers the right to limit some, but not all sharing. Federal law also requires us to tell you how we collect, share, and protect your personal information. Please read this notice carefully to understand what we do.

What?

The types of personal information we collect and share depends on the product or service that you have with us. This information can include:

- Social Security number and wire transfer instructions
- account transactions and transaction history
- investment experience and purchase history

When you are *no longer* our customer, we continue to share your information as described in this notice.

How?

All financial companies need to share customers’ personal information to run their everyday business. In the section below, we list the reasons financial companies can share their customers’ personal information; the reasons Mutual Fund Series Trust chooses to share; and whether you can limit this sharing.

Reasons we can share your personal information:	Does Mutual Fund Series Trust share information?	Can you limit this sharing?
For our everyday business purposes — such as to process your transactions, maintain your account(s), respond to court orders and legal investigations, or report to credit bureaus.	YES	NO
For our marketing purposes — to offer our products and services to you.	NO	We don’t share
For joint marketing with other financial companies.	NO	We don’t share
For our affiliates’ everyday business purposes — information about your transactions and records.	NO	We don’t share
For our affiliates’ everyday business purposes — information about your credit worthiness.	NO	We don’t share
For our affiliates to market to you.	NO	We don’t share
For non-affiliates to market to you.	NO	We don’t share

Privacy Notice

Mutual Fund Series Trust

Rev. August 2021

What we do:

How does Mutual Fund Series Trust protect my personal information?

To protect your personal information from unauthorized access and use, we use security measures that comply with federal law. These measures include computer safeguards and secured files and buildings.

Our service providers are held accountable for adhering to strict policies and procedures to prevent any misuse of your nonpublic personal information.

How does Mutual Fund Series Trust collect my personal information?

We collect your personal information, for example, when you:

- open an account or deposit money
- direct us to buy securities or direct us to sell your securities
- seek advice about your investments

We also collect your personal information from others, such as credit bureaus, affiliates, or other companies.

Why can't I limit all sharing?

Federal law gives you the right to limit only:

- sharing for affiliates' everyday business purposes – information about your creditworthiness.
- affiliates from using your information to market to you.
- sharing for non-affiliates to market to you.

State laws and individual companies may give you additional rights to limit sharing.

Definitions

Affiliates

Companies related by common ownership or control. They can be financial and non-financial companies.

- Mutual Fund Series Trust does not share with affiliates.

Non-affiliates

Companies not related by common ownership or control. They can be financial and non-financial companies.

- Mutual Fund Series Trust doesn't share with non-affiliates so they can market to you.

Joint marketing

A formal agreement between nonaffiliated financial companies that together market financial products or services to you.

- Mutual Fund Series Trust doesn't jointly market.

QUESTIONS?

Call 1-877-771-3836

For More Information

Several additional sources of information are available to you. The SAI, incorporated into (made legally part of) this Prospectus by reference, contains detailed information on Fund policies and operations, including policies and procedures relating to the disclosure of portfolio holdings by the Funds' affiliates. Annual and semi-annual reports contain management's discussion of market conditions and investment strategies that significantly affected the Funds' performance results as of the Funds' latest semi-annual or annual fiscal year end.

Call the Funds at 877-771-3836 to request free copies of the SAI, the annual report and the semi-annual report, to request other information about the Funds and to make shareholder inquiries. You may also obtain this information from the Funds' internet site at www.eventidefunds.com.

You may obtain reports and other information about the Funds on the EDGAR Database on the SEC's Internet site at www.sec.gov, and copies of this information may be obtained, after paying a duplicating fee, by electronic request at the following e-mail address: publicinfo@sec.gov.