

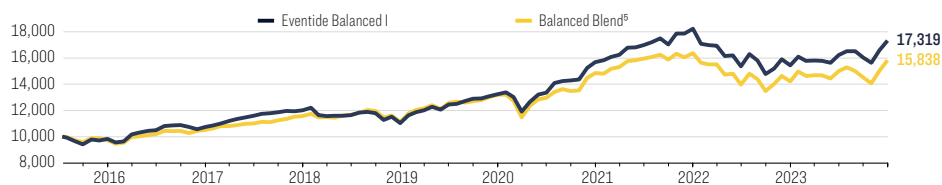
# Balanced Fund (Formerly, Multi-Asset Income Fund) Fact Sheet

December 31, 2023

Class I: ETIMX | Class A: ETAMX | Class C: ETCMX | Class N: ETNMX

The Eventide Balanced Fund<sup>1</sup> is a diversified mutual fund seeking current income while maintaining the potential for capital appreciation. The Fund seeks to achieve its objectives by balancing exposure between fixed-income and equity-income categories. The Fund invests in securities of companies and other entities that we believe demonstrate values and business practices that are ethical, sustainable, and provide an attractive investment opportunity.

Growth of \$10,000<sup>3 4 5</sup> 15 Jul 2015–31 Dec 2023



This is a hypothetical illustration and is not intended to reflect the actual performance of any particular account. Future performance cannot be guaranteed and investment returns will fluctuate with market conditions.

Trailing Returns<sup>5</sup> (%) 31 Dec 2023

	YTD	3-mos	1-year	3-year <sup>7</sup>	5-year <sup>7</sup>	10-year	Since Inception <sup>7a</sup>	Inception Date <sup>7</sup>
Eventide Balanced Fund								
Class I	12.16	8.10	12.16	3.38	9.42	—	6.70	07/15/2015
Class A without load	11.94	8.11	11.94	3.20	9.22	—	6.47	07/15/2015
Class A with 5.75% load	5.51	1.87	5.51	1.18	7.94	—	5.73	07/15/2015
Class C	11.05	7.92	11.05	2.36	8.34	—	5.65	07/15/2015
Class N	11.93	8.05	11.93	3.18	9.23	—	6.50	07/15/2015
Benchmark								
Balanced Blend <sup>6</sup>	11.37	9.21	11.37	2.19	7.30	—	5.58	07/15/2015
Benchmark Components								
Russell Midcap Index <sup>8</sup>	17.23	12.82	17.23	5.92	12.68	—	9.15	07/15/2015
Bloomberg U.S. Intermediate Aggregate Bond Index <sup>8</sup>	5.18	5.50	5.18	-2.06	1.14	—	1.34	07/15/2015

Calendar Year Returns<sup>4 5 8</sup> (%) 2016–2023

	2016	2017	2018	2019	2020	2021	2022	2023
Eventide Balanced I	9.23	11.98	-8.17	19.88	18.41	16.28	-15.28	12.16
Balanced Blend <sup>6</sup>	7.99	10.15	-3.88	18.38	12.59	10.22	-13.07	11.37
Benchmark Components								
Russell Midcap Index <sup>8</sup>	13.80	18.52	-9.06	30.54	17.10	22.58	-17.32	17.23
Bloomberg U.S. Intermediate Aggregate Bond Index <sup>8</sup>	1.97	2.27	0.92	6.67	5.60	-1.29	-9.50	5.18

Distributions and Yield<sup>5</sup> 31 Dec 2023

Dec 2022 – Dec 2023	Class I	Class A	Class C	Class N	SEC 30-Day Yield <sup>11</sup>	Class I	Class A	Class C	Class N
Distributions <sup>9</sup>	\$0.22	\$0.19	\$0.10	\$0.19	Subsidized (Waiver)	2.32%	1.95%	1.34%	2.12%
12-Month Yield <sup>10</sup>	1.64%	1.40%	0.74%	1.45%	Unsubsidized (No Waiver)	2.22%	1.86%	1.25%	2.03%

Performance is historical and does not guarantee future results. Investment return and principal value will fluctuate with changing market conditions so that when redeemed, shares may be worth more or less than their original cost. Current performance may be lower or higher than the data quoted. Investors cannot directly invest in an index, and unmanaged index returns do not reflect any fees, expenses, or sales charges. The volatility of an index may be materially different than that of the Fund, and investors should not expect the Fund to achieve the same results as a listed index. This material must be read along with the Fund's prospectus, which may be obtained at [eventidefunds.com/prospectus](http://eventidefunds.com/prospectus). Performance data current to the most recent month-end may be obtained by calling 1-877-771-EVEN (3836).

## TOP HOLDINGS<sup>2</sup>

**Trane Technologies (2.74%)** HVAC systems for energy efficiency, reduced carbon emissions  
**nVent Electric PLC (2.71%)** Electronic packaging and networking solutions  
**KLA Corporation (2.64%)** Semiconductors and semiconductor assembly solutions  
**CDW Corp (2.61%)** Value-added reseller of technology solutions  
**Roper Technologies Inc (2.50%)** Software, water metering technologies, and medical products  
**Ferguson PLC (2.00%)** Distributor of plumbing, waterworks, HVAC, and other products  
**Sherwin-Williams (1.89%)** Manufactures, distributes, and sells paints and coatings  
**Arthur J Gallagher & Co (1.78%)** Commercial insurance and reinsurance broker  
**Old Dominion Freight Line (1.77%)** Inter-regional and multi-regional motor carrier  
**Lithia Motors Inc (1.74%)** Large U.S. automotive retailer

decision making or otherwise cause differences between the hypothetical performance and actual investor returns.

- Compares the Eventide Balanced Fund Class I's performance to index performance over the periods shown. Performance will differ for other fund classes, based upon fees and commissions.
- The returns shown do not reflect the deduction of taxes that a shareholder would pay on fund distributions or on the redemption of fund shares. Because of ongoing market volatility, fund performance may be subject to substantial short-term changes.
- The Balanced Blend is a proprietary Eventide benchmark composed of 50% Russell Midcap Index and 50% Bloomberg U.S. Intermediate Aggregate Bond Index. The Russell Midcap Index measures the performance of the mid-cap segment of the U.S. equity universe. The Bloomberg U.S. Intermediate Aggregate Bond Index is a market capitalization-weighted index, meaning the securities in the index are weighted according to the market size of each bond type. Most U.S.-traded investment-grade bonds are represented. Municipal bonds and Treasury Inflation-Protected Securities are excluded. The index includes Treasury securities, Government agency bonds, mortgage-backed bonds, corporate bonds, and a small amount of foreign bonds traded in the U.S. Please refer to the Fund's Prospectus for additional index details.
- Performance figures for periods greater than 1 year are annualized. Annualized since inception figures use an inception date of 7/15/2015.
- Prior to Q4 2020, Class N shares were displayed.
- Represents the sum of all distributions from the period indicated. Distributions consist of dividend and interest income, capital gains, and/or return of capital. Shareholders should not assume that Fund distributions represent net profit. Income may be distributed regardless of whether such income will be treated as return of capital.
- 12-Month Yield is the sum of a fund's total trailing 12-month interest and dividend payments divided by the last month's ending share price (NAV) plus any capital gains distributed over the same period.
- SEC Yield is based on a 30-day (or one-month) period ending 12/31/2023 and is calculated by dividing the net investment income per share earned during the period by the maximum offering price per share on the last day of the period. For more information see SEC Form N-1A.

1. Effective 11/01/2023, the Fund's name changed from the "Eventide Multi-Asset Income Fund." Also effective 11/01/2023, the Fund has adopted a policy to invest at least 25% of its assets in equity securities and at least 25% of its assets in fixed income securities. These clarifications are designed to help investors evaluate the Fund for purposes of investment planning, and there is no change to the Fund's management of investment strategies or objectives.

2. Does not include cash/money market funds/equivalents. Based on percentage of net assets. Holdings can change at any time, are subject to risks discussed in the Fund's prospectus, and should not be considered investment advice.  
3. This chart is for illustrative purposes and assumes that a \$10,000 investment was made on the Fund's inception date of 07/15/2015 and that all dividends and capital gains were reinvested. Hypothetical performance often shows markedly better results than actual management and should not be the basis for an investment decision. A variety of factors could impact investment

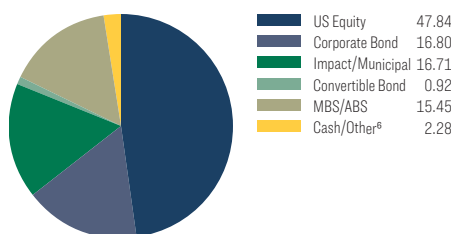
## OVERVIEW

Fund	Nasdaq	Maximum Sales Charge	Management Fees	Other Expenses <sup>1</sup>	12b-1 Fees	Gross Expenses	Net Expenses <sup>2</sup>	Inception Date
Class I	ETIMX	None	0.60%	0.30%	0.00%	0.90%	0.82%	07/15/2015
Class A	ETAMX	Front-End <sup>3</sup> : 5.75%	0.60%	0.30%	0.25%	1.15%	1.07%	07/15/2015
Class C	ETCMX	None <sup>3</sup>	0.60%	0.30%	1.00%	1.90%	1.82%	07/15/2015
Class N	ETNMX	None	0.60%	0.30%	0.20%	1.10%	1.02%	07/15/2015

Minimum Investment: \$100,000 (Class I<sup>4</sup>), \$1,000 or \$100 with Automatic Investment Plan (Class A, C, N)  
 Net Assets: \$344 million

Asset Class Allocation<sup>5</sup> (%)

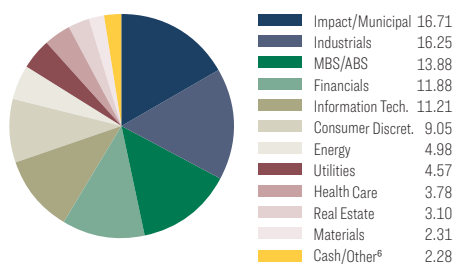
31 Dec 2023



Number of holdings: 151  
 Annual turnover range<sup>7</sup>: 48%–73% (2021–2023)  
 Average Effective Duration<sup>8</sup>: 4.39 years

Sector Allocation<sup>5</sup> (%)

31 Dec 2023

Market Risk<sup>9</sup>

31 Dec 2023

	Std. Dev.	Beta	Alpha (%)	R-Squared (%)
	3-year Inception <sup>10</sup>	3-year Inception <sup>10</sup>	3-year Inception <sup>10</sup>	3-year Inception <sup>10</sup>
Eventide Balanced I	11.38	9.77	0.95	93.87
Balanced Blend	11.65	9.90	1.00	100.00

1. Refer to the Fund's SAI for definition of Other Expenses.
2. The adviser has contractually agreed to waive fees and/or reimburse expenses of the Fund through 10/31/2024. The agreement may be terminated by the Fund's Board of Trustees only on 60 days' written notice.
3. Class A and Class C are also subject to a maximum deferred sales charge of 1.00%. This and other expenses that apply to a continued investment in the Fund are described in the Fund's prospectus.
4. Effective 06/01/2022, Class I shares purchased directly from the Funds are not subject to the minimum initial or subsequent investment requirements.
5. Allocation percentages are subject to change at any time, and should not be considered investment advice.
6. Includes cash, cash equivalents, money market funds, impact bonds and options. Impact bonds fund business models that strive to have significant social or environmental effects.
7. The range shows the highest and lowest turnover ratio reported in the Annual Report during the last three fiscal years, ending 06/30/2023. Portfolio turnover is the percentage of the portfolio that was bought or sold (lessor) during a fiscal year. A higher portfolio turnover may indicate higher transaction costs for the Fund, and may result in higher taxes for investors.
8. Source: Morningstar, 09/30/2023. Average effective duration provides a measure of a fund's interest-rate sensitivity. The longer a fund's duration, the more sensitive the fund is to shifts in interest rates.
9. Source: © Morningstar, Inc. (2024). All rights reserved. The information contained herein: (1) is proprietary to Morningstar and/or its content providers; (2) may not be copied or distributed; and (3) is not warranted to be accurate, complete or timely. Neither Morningstar nor its content providers are responsible for any damages or losses arising from any use of this information. The performance and risk factor comparisons are against the Russell Midcap Value Index. Prior to Q4 2020, Class N shares were displayed.

Alpha is a measure of performance on a risk-adjusted basis. It takes the volatility (price risk) of a fund and compares its risk-adjusted performance to the Index. Any excess return of a fund relative to the return of the Index is a fund's alpha. Beta is a measure of the volatility of a fund relative to the Index. A beta greater than 1 is more volatile than the Index. R-Squared is a measure of how a fund's performance correlates with the Index's performance and it can help assess how likely it is that beta is statistically significant. Standard Deviation of return measures the amount of variation in historical performance from period to period.

10. Annualized since inception figures use an inception date of 08/01/2015 and not the actual inception date of 07/15/2015 as only full month data is used in Market Risk calculations.

## MANAGERS



**Dolores Bamford, CFA**, serves as co-Chief Investment Officer for Eventide and Senior Portfolio Manager for the Eventide Dividend Opportunities Fund and the Eventide Balanced Fund. Ms. Bamford has over 25 years of investment experience. Prior to joining Eventide in 2019, Ms. Bamford was with Goldman Sachs Asset Management for 13 years (2002–2015), most recently as Managing Director and Portfolio Manager on U.S. Value Equity. She also led Goldman Sachs' U.S. Responsible Equity investments and co-led the Global Sustain Equity investments. Previously, Ms. Bamford was with Putnam Investments for 10 years (1992–2002). Before that, she was with Fidelity Investments (1988–1990), where she served in investment research. Ms. Bamford holds an S.M. in Management from the MIT Sloan School of Management, a dual M.A. in Theology and Church History from Gordon-Conwell Theological Seminary, and a B.A. in Economics from Wellesley College. She holds the Chartered Financial Analyst designation and is a member of the CFA Society Boston and CFA Institute.

**David M. Dirk, CFA**, serves as portfolio manager for assets allocated to the Fund's Fixed Income Sub-Adviser, Boyd Watterson Asset Management, LLC. Mr. Dirk is Director of Portfolio Management and Trading at Boyd Watterson and has been responsible for directing the firm's Portfolio Management and Trading activity since 2011. This includes the implementation, execution and evaluation of all strategies across Boyd Watterson's suite of fixed income products. Mr. Dirk joined Duff & Phelps, predecessor to Boyd Watterson Asset Management, in 1996. Mr. Dirk holds a CFA charter from CFA Institute, an MBA from Case Western Reserve University, and a BA from Baldwin-Wallace University. He is also a member of the CFA society.

**Eventide Asset Management, LLC**  
 One International Place, Suite 4210  
 Boston, MA 02110  
 877-771-EVEN (3836)  
**WWW.EVENTIDEFUNDS.COM**

**Mutual funds involve risk including the possible loss of principal. Past performance does not guarantee future results.** The Fund's ethical values screening criteria could cause it to under-perform similar funds that do not have such screening criteria. The Fund can have risk related to option investing. Investors in the Fund should be aware that interest rates may change at any time based on government policy. In general, the price of a fixed income security falls when interest rates rise. Longer term securities may be more sensitive to changes in interest rates. The intermediate-term bond portion of the Fund's portfolio may represent 0% to 100% of the Fund's portfolio with an average duration of between two and eight years. The Fund may invest, directly or indirectly,

in "junk bonds." Such securities are speculative investments that carry greater risks than higher quality debt securities. The Fund can invest in smaller-sized companies which may experience higher failure rates than larger companies and normally have a lower trading volume than larger companies. There are unique risks associated with asset-backed securities, convertible securities, credit, foreign securities, hedging, income, LIBOR, MLPs, mortgage-backed securities, preferred stocks, prepayment, REITs, securities, U.S. Agency securities, and yieldcos that are covered in the Fund's prospectus and SAI.

**This information is for use with concurrent or prior delivery of a fund prospectus, which can be obtained at <https://www.eventidefunds.com/prospectus> or by calling 1-877-771-EVEN (3836). Investors should consider a fund's investment objectives, risks, charges and expenses carefully before investing or sending money. Eventide Mutual Funds are distributed by Northern Lights Distributors, LLC, Member FINRA/SIPC, which is not affiliated with Eventide Asset Management, LLC.**