

Balanced Fund Fact Sheet

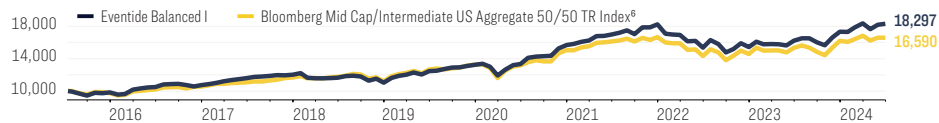
June 30, 2024

Class I: ETIMX | Class A: ETAMX | Class C: ETCMX | Class N: ETNMX

The Eventide Balanced Fund¹ is a diversified mutual fund seeking current income while maintaining the potential for capital appreciation. The Fund seeks to achieve its objectives by balancing exposure between fixed-income and equity-income categories. The Fund invests in securities of companies and other entities that we believe demonstrate values and business practices that are ethical, sustainable, and provide an attractive investment opportunity.

Growth of \$10,000^{3 4 5}

15 Jul 2015–30 Jun 2024



This is a hypothetical illustration and is not intended to reflect the actual performance of any particular account. Future performance cannot be guaranteed and investment returns will fluctuate with market conditions.

Trailing Returns⁵ (%)

30 Jun 2024

Eventide Balanced Fund	YTD	3-mos	1-year	3-year ⁷	5-year ⁷	10-year	Since Inception ⁷	Inception Date
Class I	5.61	-0.29	12.75	2.54	8.00	—	6.97	07/15/2015
Class A without load	5.40	-0.43	12.45	2.32	7.79	—	6.73	07/15/2015
Class A with 5.75% load	-0.70	-6.16	5.98	0.32	6.53	—	6.03	07/15/2015
Class C	5.05	-0.55	11.58	1.51	6.94	—	5.91	07/15/2015
Class N	5.51	-0.34	12.52	2.35	7.79	—	6.77	07/15/2015

Benchmark and Components

Bloomberg Mid Cap/Intermediate US Aggregate 50/50 TR Index ⁶	2.50	-1.48	8.12	0.95	5.54	—	5.81	07/15/2015
Bloomberg US Mid Cap Index ⁶	4.82	-3.42	12.40	3.07	10.12	—	9.73	07/15/2015
Bloomberg U.S. Intermediate Aggregate Bond Index ⁶	0.04	0.45	3.55	-1.77	0.22	—	1.27	07/15/2015

Calendar Year Returns^{4 5 8} (%)

2016–2023

	2016	2017	2018	2019	2020	2021	2022	2023
Eventide Balanced I	9.23	11.98	-8.17	19.88	18.41	16.28	-15.28	12.16
Bloomberg Mid Cap/Intermediate US Aggregate 50/50 TR Index ⁶	8.69	10.35	-3.99	18.60	13.23	10.80	-12.50	11.00
Bloomberg US Mid Cap Index ⁶	15.26	18.93	-9.29	31.00	18.45	23.89	-16.18	16.47
Bloomberg U.S. Intermediate Aggregate Bond Index ⁶	1.97	2.27	0.92	6.67	5.60	-1.29	-9.50	5.18

Distributions and Yield⁵

30 Jun 2024

Jul 2023 – Jun 2024	Class I	Class A	Class C	Class N	SEC 30-Day Yield ¹¹	Class I	Class A	Class C	Class N
Distributions ⁹	\$0.23	\$0.20	\$0.11	\$0.20	Subsidized (Waiver)	2.31%	1.94%	1.32%	2.11%
12-Month Yield ¹⁰	1.68%	1.44%	0.78%	1.49%	Unsubsidized (No Waiver)	2.31%	1.94%	1.32%	2.11%

Performance is historical and does not guarantee future results. Investment return and principal value will fluctuate with changing market conditions so that when redeemed, shares may be worth more or less than their original cost. Current performance may be lower or higher than the data quoted. Investors cannot directly invest in an index, and unmanaged index returns do not reflect any fees, expenses, or sales charges. The volatility of an index may be materially different than that of the Fund, and investors should not expect the Fund to achieve the same results as a listed index. This material must be read along with the Fund's prospectus, which may be obtained at eventidefunds.com/prospectus. Performance data current to the most recent month-end may be obtained by calling 1-877-771-EVEN (3836).

TOP HOLDINGS²

Trane Technologies PLC (3.22%) HVAC systems for energy efficiency, reduced carbon emissions

nVent Electric PLC (2.95%) Electronic packaging and networking solutions

Arthur J Gallagher & Co (2.62%) Commercial insurance and reinsurance broker

Roper Technologies Inc (2.58%) Software, water metering technologies, and medical products

CDW Corp (2.33%) Value-added reseller of technology solutions

KLA Corporation (2.26%) Semiconductors and semiconductor assembly solutions

Targa Resources Corp (1.99%) Midstream natural gas and NGL provider in the Permian Basin

Ferguson PLC (1.95%) Distributor of plumbing, waterworks, HVAC, and other products

The Williams Companies Inc (1.76%) Gathers and transports natural gas for global markets

Houlihan Lokey (1.56%) Offers a variety of financial advisory and consulting services

float market cap weighted benchmark of the 1000 most highly capitalized US companies. The Bloomberg U.S. Intermediate Aggregate Bond Index is a broad-based flagship benchmark that measures the investment grade, US dollar-denominated, fixed-rate taxable bond market with less than 10 years to maturity. The securitized sector is wholly included. The index includes Treasuries, government-related and corporate securities, MBS (mortgage-backed securities), ABS (asset-backed securities), and CMBS (commercial mortgage-backed securities). Source: Bloomberg Index Services Limited. Bloomberg[®] and the indices referenced herein (the "Indices", and each such index, an "Index") are service marks of Bloomberg Finance L.P. and its affiliates (collectively "Bloomberg") and/or one or more third-party providers (each such provider, a "Third-Party Provider,") and have been licensed for use for certain purposes to Eventide Asset Management LLC (the "Licensee"). To the extent a Third-Party Provider contributes intellectual property in connection with the Index, such third-party products, company names and logos are trademarks or service marks, and remain the property, of such Third-Party Provider. Bloomberg or Bloomberg's licensors own all proprietary rights in the Bloomberg Indices. Neither Bloomberg nor Bloomberg's licensors, including a Third-Party Provider, approves or endorses this material, or guarantees the accuracy or completeness of any information herein, or makes any warranty, express or implied, as to the results to be obtained therefrom and, to the maximum extent allowed by law, neither Bloomberg nor Bloomberg's licensors, including a Third-Party Provider, shall have any liability or responsibility for injury or damages arising in connection therewith.

- Performance figures for periods greater than 1 year are annualized. Annualized since inception figures use an inception date of 7/15/2015.
- Prior to Q4 2020, Class N shares were displayed.
- Represents the sum of all distributions from the period indicated. Distributions consist of dividend and interest income, capital gains, and/or return of capital. Shareholders should not assume that Fund distributions represent net profit. Income may be distributed regardless of whether such income will be treated as return of capital.
- 12-Month Yield is the sum of a fund's total trailing 12-month interest and dividend payments divided by the last month's ending share price (NAV) plus any capital gains distributed over the same period.
- SEC Yield is based on a 30-day (or one-month) period ending 06/30/2024 and is calculated by dividing the net investment income per share earned during the period by the maximum offering price per share on the last day of the period. For more information see SEC Form N-1A.

- Effective 11/01/2023, the Fund's name changed from the "Eventide Multi-Asset Income Fund." Also effective 11/01/2023, the Fund has adopted a policy to invest at least 25% of its assets in equity securities and at least 25% of its assets in fixed income securities. These clarifications are designed to help investors evaluate the Fund for purposes of investment planning, and there is no change to the Fund's management of investment strategies or objectives.
- Does not include cash/money market funds/equivalents. Based on percentage of net assets. Holdings can change at any time, are subject to risks discussed in the Fund's prospectus, and should not be considered investment advice.
- This chart is for illustrative purposes and assumes that a \$10,000 investment was made on the Fund's inception date of 07/15/2015 and that all dividends and capital gains were reinvested. Hypothetical performance often shows markedly better results than actual management and should not be the basis for an investment decision. A variety of factors could impact investment decision making or otherwise cause differences between the hypothetical performance and actual investor returns.

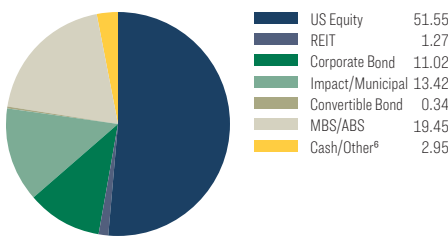
- Compares the Eventide Balanced Fund Class I's performance to index performance over the periods shown. Performance will differ for other fund classes, based upon fees and commissions.
- The returns shown do not reflect the deduction of taxes that a shareholder would pay on fund distributions or on the redemption of fund shares. Because of ongoing market volatility, fund performance may be subject to substantial short-term changes.
- On 06/30/2024, the Fund's benchmark composite changed from 50% Russell Midcap Total Return Index and 50% Bloomberg U.S. Intermediate Aggregate Bond Index to 50% Bloomberg US Mid Cap Index and 50% Bloomberg U.S. Intermediate Aggregate Bond Index because the Fund's Adviser believes it provides more value per cost while maintaining high standards of accuracy, relevance, and reliability. The Russell Midcap Total Return Index measures the performance of the mid-cap segment of the U.S. equity universe. The Bloomberg US Mid Cap Index is a float market-cap-weighted benchmark of the lower 800 in capitalization of the Bloomberg US 1000 Index, which is a

OVERVIEW

Fund	Nasdaq	Maximum Sales Charge	Management Fees	Other Expenses ¹	12b-1 Fees	Gross Expenses	Net Expenses ²	Inception Date
Class I	ETIMX	None	0.60%	0.30%	0.00%	0.90%	0.82%	07/15/2015
Class A	ETAMX	Front-End ³ : 5.75%	0.60%	0.30%	0.25%	1.15%	1.07%	07/15/2015
Class C	ETCMX	None ³	0.60%	0.30%	1.00%	1.90%	1.82%	07/15/2015
Class N	ETNMX	None	0.60%	0.30%	0.20%	1.10%	1.02%	07/15/2015

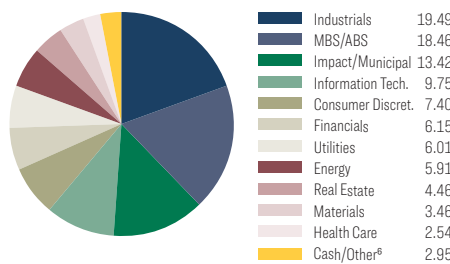
Minimum Investment: \$100,000 (Class I⁴), \$1,000 or \$100 with Automatic Investment Plan (Class A, C, N)
 Net Assets: \$379 million

Asset Class Allocation⁵ (%) 30 Jun 2024



Number of holdings: 154
 Annual turnover range⁷: 48%–73% (2021–2023)
 Average Effective Duration⁸: 4.37 years

Sector Allocation⁵ (%) 30 Jun 2024



Market Risk⁹ 30 Jun 2024

	Std. Dev.	Beta	Alpha (%)	R-Squared (%)
	3-year Inception ¹⁰	3-year Inception ¹⁰	3-year Inception ¹⁰	3-year Inception ¹⁰
Eventide Balanced I	11.80	0.97	1.53	94.03
Bloomberg Mid Cap/Intermediate US Aggregate 50/50 TR Index	9.72	0.94	1.44	89.07
	11.75	1.00	—	100.00

1. Refer to the Fund's SAI for definition of Other Expenses.
2. The adviser has contractually agreed to waive fees and/or reimburse expenses of the Fund through 10/31/2024. The agreement may be terminated by the Fund's Board of Trustees only on 60 days' written notice.
3. Class A and Class C are also subject to a maximum deferred sales charge of 1.00%. This and other expenses that apply to a continued investment in the Fund are described in the Fund's prospectus.
4. Effective 06/01/2022, Class I shares purchased directly from the Funds are not subject to the minimum initial or subsequent investment requirements.
5. Allocation percentages are subject to change at any time, and should not be considered investment advice.
6. Includes cash, cash equivalents, money market funds, impact bonds and options. Impact bonds fund business models that strive to have significant social or environmental effects.
7. The range shows the highest and lowest turnover ratio reported in the Annual Report during the last three fiscal years, ending 06/30/2023. Portfolio turnover is the percentage of the portfolio that was bought or sold (lessor) during a fiscal year. A higher portfolio turnover may indicate higher transaction costs for the Fund, and may result in higher taxes for investors.
8. Source: Morningstar, 03/31/2024. Average effective duration provides a measure of a fund's interest-rate sensitivity. The longer a fund's duration, the more sensitive the fund is to shifts in interest rates.
9. Source: © Morningstar, Inc. (2024). All rights reserved. The information contained herein: (1) is proprietary to Morningstar and/or its content providers; (2) may not be copied or distributed; and (3) is not warranted to be accurate, complete or timely. Neither Morningstar nor its content providers are responsible for any damages or losses arising from any use of this information. The performance and risk factor comparisons are against the Bloomberg Mid Cap/Intermediate US Aggregate 50/50 TR Index. Prior to

10. Annualized since inception figures use an inception date of 08/01/2015 and not the actual inception date of 07/15/2015 as only full month data is used in Market Risk calculations.
- Q4 2020, Class N shares were displayed. Alpha is a measure of performance on a risk-adjusted basis. It takes the volatility (price risk) of a fund and compares its risk-adjusted performance to the Index. Any excess return of a fund relative to the return of the Index is a fund's alpha. Beta is a measure of the volatility of a fund relative to the Index. A beta greater than 1 is more volatile than the Index. R-Squared is a measure of how a fund's performance correlates with the Index's performance and it can help assess how likely it is that beta is statistically significant. Standard Deviation of return measures the amount of variation in historical performance from period to period.

MANAGERS



Dolores Bamford, CFA, serves as Co-Chief Investment Officer and Senior Portfolio Manager for Eventide. She is the lead Portfolio Manager for the Eventide Dividend Opportunities Fund and Eventide Balanced Fund, and Co-Portfolio Manager for the Eventide Large Cap Focus Fund. Ms. Bamford has over 30 years of investment experience. Prior to joining Eventide in 2019, Ms. Bamford was with Goldman Sachs Asset Management for 13 years (2002-2015), most recently as Managing Director and Portfolio Manager on U.S. Value Equity. She also led Goldman Sachs' U.S. Responsible Equity investments and co-led the Global Sustain Equity investments. Previously, Ms. Bamford was with Putnam Investments for 10 years (1992-2002). Before that, she was with Fidelity Investments (1988-1990), where she served in investment research. Ms. Bamford holds an SM in Management from the MIT Sloan School of Management, a dual-MA in Theology and Church History from Gordon-Conwell Theological Seminary, and a BA in Economics from Wellesley College. She holds the Chartered Financial Analyst designation and is a member of the CFA Society Boston and CFA Institute.



David M. Dirk, CFA, serves as Portfolio Manager for assets allocated to the Fund's Fixed Income Sub-Adviser, Boyd Watterson Asset Management, LLC. Mr. Dirk is Director of Portfolio Management and Trading at Boyd Watterson and has been responsible for directing the firm's Portfolio Management and Trading activity since 2011. This includes the implementation, execution and evaluation of all strategies across Boyd Watterson's suite of fixed income products. Mr. Dirk joined Duff & Phelps, predecessor to Boyd Watterson Asset Management, in 1996. Mr. Dirk holds a CFA charter from CFA Institute, an MBA from Case Western Reserve University, and a BA from Baldwin-Wallace University. He is also a member of the CFA society.

Eventide Asset Management, LLC
 One International Place, Suite 4210
 Boston, MA 02110
 877-771-EVEN (3836)
WWW.EVENTIDEFUNDS.COM

Mutual funds involve risk including the possible loss of principal. Past performance does not guarantee future results. The Fund's ethical values screening criteria could cause it to under-perform similar funds that do not have such screening criteria. The Fund can have risk related to option investing. Investors in the Fund should be aware that interest rates may change at any time based on government policy. In general, the price of a fixed income security falls when interest rates rise. Longer term securities may be more sensitive to changes in interest rates. The intermediate-term bond portion of the Fund's portfolio may represent 0% to 100% of the Fund's portfolio with an average duration of between two and eight years. The Fund may invest, directly or indirectly,

in "junk bonds." Such securities are speculative investments that carry greater risks than higher quality debt securities. The Fund can invest in smaller-sized companies which may experience higher failure rates than larger companies and normally have a lower trading volume than larger companies. There are unique risks associated with asset-backed securities, convertible securities, credit, foreign securities, hedging, income, LIBOR, MLPs, mortgage-backed securities, preferred stocks, prepayment, REITs, securities, U.S. Agency securities, and yieldcos that are covered in the Fund's prospectus and SAI.

This information is for use with concurrent or prior delivery of a fund prospectus, which can be obtained at <https://www.eventidefunds.com/prospectus> or by calling 1-877-771-EVEN (3836). Investors should consider a fund's investment objectives, risks, charges and expenses carefully before investing or sending money. Eventide Mutual Funds are distributed by Northern Lights Distributors, LLC, Member FINRA/SIPC, which is not affiliated with Eventide Asset Management, LLC.