

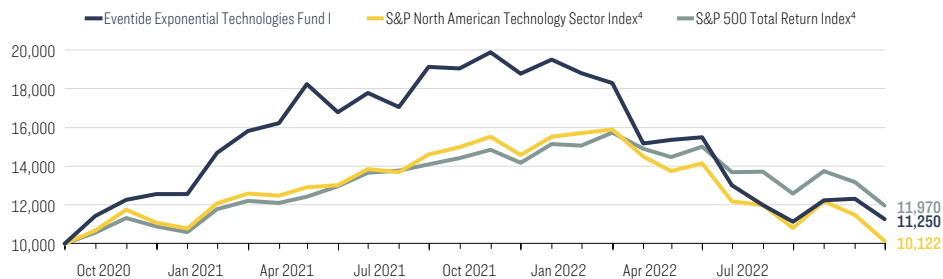
# Exponential Technologies Fund Fact Sheet

September 30, 2022

Class I: ETIEX | Class A: ETAEX | Class C: ETCEX | Class N: ETNEX

The Eventide Exponential Technologies Fund seeks to provide long-term capital appreciation by investing in securities of the information technology and communication services sectors as well as internet and direct marketing retail, healthcare technology and device industries. The fund has a concentrated and non-diversified approach, investing at least 80 percent of assets within the stated sectors/industries.

Growth of \$10,000<sup>2,3</sup> 30 Jun 2020–30 Sep 2022



Trailing Returns<sup>3</sup> (%) 30 Sep 2022

	YTD	3-mos	1-year	3-year	5-year	10-year	Since Inception <sup>5</sup>	Inception Date <sup>5</sup>
<i>Eventide Exponential Technologies Fund</i>								
Class I	-38.49	1.09	-40.13	—	—	—	5.37	06/30/2020
Class A without load	-38.56	1.01	-40.23	—	—	—	5.16	06/30/2020
Class A with 5.75% load	-42.11	-4.83	-43.66	—	—	—	2.43	06/30/2020
Class C	-38.98	0.74	-40.75	—	—	—	4.36	06/30/2020
Class N	-38.62	1.01	-40.29	—	—	—	5.12	06/30/2020
<i>Benchmark</i>								
S&P North American Technology Sector Index <sup>4</sup>	-36.34	-6.32	-30.58	—	—	—	0.54	06/30/2020
S&P 500 Total Return Index <sup>4</sup>	-23.87	-4.88	-15.47	—	—	—	8.31	06/30/2020

Quarterly Returns<sup>2,3</sup> (%) Q3 2020–Q3 2022

	Q3 2020	Q4 2020	Q1 2021	Q2 2021	Q3 2021	Q4 2021	Q1 2022	Q2 2022	Q3 2022
Eventide Exponential Technologies Fund I	25.50	26.03	6.08	14.08	-1.83	-2.66	-15.36	-28.11	1.09
S&P North American Technology Sector Index <sup>4</sup>	10.82	13.51	3.41	12.29	-0.18	9.05	-11.06	-23.60	-6.32
S&P 500 Total Return Index <sup>4</sup>	8.93	12.15	6.17	8.55	0.58	11.03	-4.60	-16.10	-4.88

**Performance is historical and does not guarantee future results. Investment return and principal value will fluctuate with changing market conditions so that when redeemed, shares may be worth more or less than their original cost. Current performance may be lower or higher than the data quoted. Investors cannot directly invest in an index, and unmanaged index returns do not reflect any fees, expenses, or sales charges. The volatility of an index may be materially different than that of the Fund, and investors should not expect the Fund to achieve the same results as a listed index. Performance data current to the most recent month-end may be obtained by calling 1-877-771-EVEN (3836).**

## TOP HOLDINGS<sup>1</sup>

- Xometry Inc (8.27%)** AI-enabled marketplace for on-demand manufacturing
- Dlocal Ltd (6.59%)** Payment solutions platform serving customers worldwide
- Flywire Corp (5.86%)** Global payments software for education and healthcare
- Palo Alto Networks Inc (5.82%)** Integrated cloud and network security solutions
- DoubleVerify Holdings Inc (5.52%)** Digital Media and analytics tools
- Five9 Inc (5.14%)** Cloud-based contact center software
- Synopsys Inc (4.67%)** Provides software for designing advanced semiconductors
- CrowdStrike Holdings Inc (4.24%)** Enterprise cybersecurity platform to prevent endpoint attacks
- Entegris Inc (4.10%)** Advanced materials and equipment for semiconductor manufacturing
- ZoomInfo Technologies Inc (3.99%)** Provides marketing solutions to customers worldwide

1. Does not include cash/money market funds/ equivalents. Based on percentage of net assets. Holdings can change at any time, are subject to risks discussed in the Fund's prospectus, and should not be considered investment advice.  
2. Compares the Eventide Exponential Technologies Fund Class I's performance to index performance over the periods shown. Performance will differ for other fund classes, based upon fees and commissions. The Growth of \$10,000 chart uses the Fund's inception date of 06/30/2020 for the indices.

3. The returns shown do not reflect the deduction of taxes that a shareholder would pay on fund distributions or on the redemption of fund shares. Because of ongoing market volatility, fund performance may be subject to substantial short-term changes.  
4. On 09/30/2022, the Fund's primary benchmark to compare its performance was changed from the S&P 500 Total Return Index to the S&P North American Technology Sector Index because the Fund's Adviser believes it is more reflective of the Fund's portfolio. The S&P North American Technology

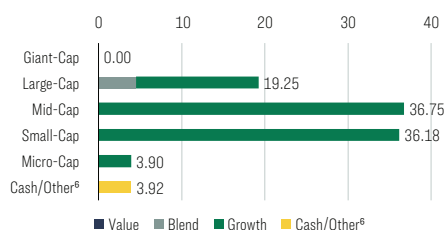
Sector Index represents U.S. securities classified under the GICS<sup>®</sup> information technology sector as well as the internet & direct marketing retail, interactive home entertainment, and interactive media & services sub-industries. The S&P 500 is an index created by Standard & Poor's of American stocks with the largest market capitalization.  
5. Performance figures for periods greater than 1 year are annualized. Annualized since inception figures use an inception date of 06/30/2020.

**OVERVIEW**

Fund	Nasdaq	Maximum Sales Charge	Management Fees	Other Expenses <sup>4</sup>	12b-1 Fees	Gross Expenses	Net Expenses <sup>2</sup>	Inception Date
Class I	ETIEX	None	1.10%	0.43%	0.00%	1.53%	1.43%	06/30/2020
Class A	ETAEX	Front-End <sup>3</sup> : 5.75%	1.10%	0.43%	0.25%	1.78%	1.68%	06/30/2020
Class C	ETCEX	None <sup>3</sup>	1.10%	0.43%	1.00%	2.53%	2.43%	06/30/2020
Class N	ETNEX	None	1.10%	0.43%	0.20%	1.73%	1.63%	06/30/2020

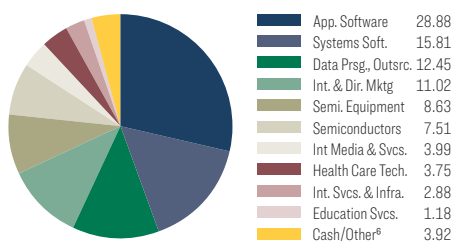
Minimum Investment: \$100,000 (Class I<sup>1</sup>), \$1,000 or \$100 with Automatic Investment Plan (Class A, C, N)  
 Net Assets: \$97.1 million  
 Redemption fee: 1% if held for less than 180 days.

**Portfolio Composition<sup>5</sup> (%)** 30 Sep 2022



Equity market capitalization: \$16.5B average, \$12.7B median  
 Number of holdings: 26

**Sub-Industry Allocation<sup>7</sup> (%)** 30 Sep 2022



**Market Risk<sup>8</sup>**

	Std. Dev.		Beta		Alpha (%)		R-Squared (%)	
	3-year	Inception <sup>9</sup>	3-year	Inception <sup>9</sup>	3-year	Inception <sup>9</sup>	3-year	Inception <sup>9</sup>
Eventide Exponential Technologies I	- 29.90	- 1.00	- 6.17	-	-	-	-	66.08
S&P North American Technology Sector Index	- 24.34	- 1.00	-	-	-	-	-	100.00
S&P 500 Total Return Index	- 18.86	- 0.75	- 7.04	-	-	-	-	93.37

1. Refer to the Fund's SAI for definition of Other Expenses.
2. The adviser has contractually agreed to waive fees and/or reimburse expenses of the Fund through 10/31/2022. The agreement may only be terminated by the Fund's Board of Trustees on 60 days' written notice.
3. Class A and Class C are also subject to a maximum deferred sales charge of 1.00%. This and other expenses that apply to a continued investment in the Fund are described in the Fund's prospectus.
4. Effective 06/01/2022, Class I shares purchased directly from the Funds are not subject to the minimum initial or subsequent investment requirements.
5. Market cap definitions are based on those used by Morningstar, where Giant-Cap are those companies that account for the top 40% of capitalization, Large-Cap is the next 30%, Mid-Cap is the next 20%, Small-Cap is the next 7%, and Micro-Cap is the last 3%. Eventide applies Morningstar's U.S. style zone to evaluate securities. Value is defined as having a current earnings yield greater than 10%. Growth is defined as having a current earnings yield less than 5%. Blend is defined as a current earnings yield between 5% and 10%.
6. Includes cash, cash equivalents, money market funds, impact bonds and options. Impact bonds fund business models that strive to have significant social or environmental effects.

7. Allocation percentages are subject to change at any time, and should not be considered investment advice.
8. Source: © Morningstar, Inc. (2022). All rights reserved. The information contained herein: (1) is proprietary to Morningstar and/or its content providers; (2) may not be copied or distributed; and (3) is not warranted to be accurate, complete or timely. Neither Morningstar nor its content providers are responsible for any damages or losses arising from any use of this information. The performance and risk factor comparisons are against the S&P 500 Total Return Index. Alpha is a measure of performance on a risk-adjusted basis. It takes the volatility (price risk) of a fund and compares its risk-adjusted performance to the Index. Any excess return of a fund relative to the return of the Index is a fund's alpha. Beta is a measure of the volatility of a fund relative to the Index. A beta greater than 1 is more volatile than the Index. R-Squared is a measure of how a fund's performance correlates with the Index's performance and it can help assess how likely it is that beta is statistically significant. Standard Deviation of return measures the amount of variation in historical performance from period to period.
9. Annualized since inception figures use an inception date of 07/01/2020 and not the actual inception date of 06/30/2020 as only full month data is used in Market Risk calculations.

**Mutual funds involve risk including the possible loss of principal. Past performance does not guarantee future results.** The Fund typically invests at least 80% of its net assets in technology companies defined as those in the information technology, communications, and healthcare technology and devices industries. The Fund invests primarily in companies that Eventide believes are participating in and benefitting from technologies, innovations, themes, or trends that have long-term exponential characteristics. The term "exponential" means the potential for accelerated advancements in underlying technologies that can positively impact capabilities and development cycles of a company's products and services. Not every company in the Fund's portfolio will experience exponential growth, and the Fund is not expected to deliver exponential returns. The Fund's ethical values screening criteria could cause it to under-perform similar funds that do not have such screening criteria. The Fund can invest in smaller-sized companies which may experience higher failure rates than larger

companies and normally have a lower trading volume than larger companies. The Fund may experience higher volatility than the general market due to being concentrated in the technology industries. Companies in the technology industries have different risks including but not limited to products becoming obsolete, and entrance of competing products. The Fund has non-diversification risk as a high percentage of Fund assets may be invested in a limited number of companies. The Fund can have risk related to option investing. There are special risks associated with investments in foreign companies including exposure to currency fluctuations, less efficient trading markets, political instability and differing auditing and legal standards. The Fund can invest in private companies. Private investments include various risks including but not limited to lack of liquidity, capital commitment risk, and valuation risk. Private companies may not be financially profitable and have uncertain futures, subjecting them to additional risks. The Fund has no history of operations prior to its inception date.

**MANAGER**



**Anant Goel** serves as a Portfolio Manager for the Eventide Exponential Technologies Fund, the Eventide Gilead Fund, and the Eventide Large Cap Focus Fund, and Senior Research Analyst on other Eventide funds. He has a diverse background having grown up and lived in India, Hong Kong, UK, USA and China, which combined with his academic and professional interests, allow him to incorporate a diverse set of perspectives in his investment decision process. He has served as a Research Analyst at Eventide since 2016, leading its technology focused research. In 2015, during his M.B.A. program, Mr. Goel worked at Adage Capital Management, a long/short hedge fund. From 2011-2014, he served as an Analyst for NewQuest Capital Partners, a Private Equity firm in Hong Kong. Mr. Goel holds an M.B.A. from the MIT Sloan School of Management where he was selected as a Teaching Assistant (TA) for finance courses for both Executive M.B.A. and M.B.A. students. He also holds a Bachelors of Science (HONS) from the University of Warwick, UK in Economics.

**Eventide Asset Management, LLC**  
 One International Place, Suite 4210  
 Boston, MA 02110  
 877-771-EVEN (3836)  
**WWW.EVENTIDEFUNDS.COM**

**This information is for use with concurrent or prior delivery of a fund prospectus, which can be obtained at <https://www.eventidefunds.com/prospectus> or by calling 1-877-771-EVEN (3836). Investors should consider a fund's investment objectives, risks, charges and expenses carefully before investing or sending money. Eventide Mutual Funds are distributed by Northern Lights Distributors, LLC, Member FINRA/SIPC, which is not affiliated with Eventide Asset Management, LLC.**