

Large Cap Focus Fund Fact Sheet

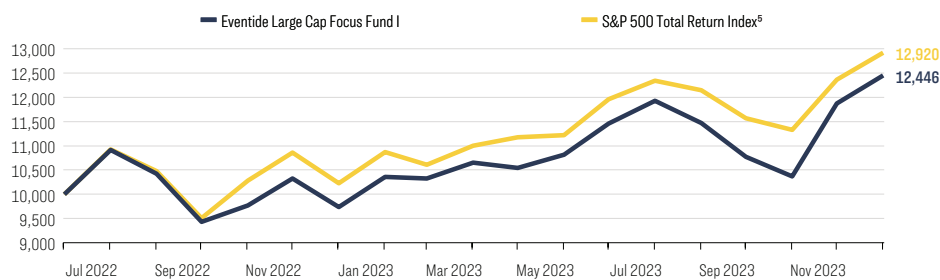
December 31, 2023

Class I: ETLIX | Class A: ETLAX | Class C: ETLCX | Class N: ETLNX

The Eventide Large Cap Focus Fund seeks to invest at least 80% of its assets in companies with large market capitalizations. As a non-diversified fund, it has the ability to invest a relatively large portion of its assets in a single issuer, and will typically hold 25–50 companies. The Fund also has the ability to concentrate investments in the software and semiconductor industries ($\geq 25\%$).

Growth of \$10,000^{2 3 4}

30 Jun 2022–31 Dec 2023



This is a hypothetical illustration and is not intended to reflect the actual performance of any particular account. Future performance cannot be guaranteed and investment returns will fluctuate with market conditions.

TOP HOLDINGS¹

- Linde PLC (6.06%)** World's largest industrial gas company
- Palo Alto Networks Inc (6.01%)** Integrated cloud and network security solutions
- S&P Global Inc (5.98%)** Provides financial information and data analytics services
- Workday Inc (4.51%)** Human capital and financial management software provider for enterprises
- ServiceNow Inc (4.51%)** Software for enterprises to manage and automate operational workflows
- Synopsys Inc (4.41%)** Software for designing advanced semiconductors
- Intuit Inc (3.98%)** Develops and markets financial management software
- Sherwin-Williams (3.75%)** Manufactures, distributes, and sells paints and coatings
- Trane Technologies (3.51%)** HVAC systems for energy efficiency, reduced carbon emissions
- O'Reilly Automotive Inc (3.22%)** Automotive parts retailer providing strong customer service

Trailing Returns⁴ (%)

31 Dec 2023

	YTD	3-mos	1-year	3-year	5-year	10-year	Since Inception ⁶	Inception Date ⁶
<i>Eventide Large Cap Focus Fund</i>								
Class I	27.84	15.52	27.84	—	—	—	15.66	06/30/2022
Class A without load	27.38	15.36	27.38	—	—	—	15.35	06/30/2022
Class A with 5.75% load	20.09	8.68	20.09	—	—	—	10.90	06/30/2022
Class C	26.49	15.10	26.49	—	—	—	14.57	06/30/2022
Class N	27.57	15.44	27.57	—	—	—	15.46	06/30/2022
<i>Benchmark</i>								
S&P 500 Total Return Index ⁵	26.29	11.69	26.29	—	—	—	18.57	06/30/2022

Quarterly Returns^{3 4} (%)

Q3 2022–Q4 2023

	Q3 2022	Q4 2022	Q1 2023	Q2 2023	Q3 2023	Q4 2023
Eventide Large Cap Focus Fund I	-5.70	3.24	9.43	7.52	-5.94	15.52
S&P 500 Total Return Index ⁵	-4.88	7.56	7.50	8.74	-3.27	11.69

Performance is historical and does not guarantee future results. Investment return and principal value will fluctuate with changing market conditions so that when redeemed, shares may be worth more or less than their original cost. Current performance may be lower or higher than the data quoted. Investors cannot directly invest in an index, and unmanaged index returns do not reflect any fees, expenses, or sales charges. The volatility of an index may be materially different than that of the Fund, and investors should not expect the Fund to achieve the same results as a listed index. Performance data current to the most recent month-end may be obtained by calling 1-877-771-EVEN (3836).

1. Does not include cash/money market funds/ equivalents. Based on percentage of net assets. Holdings can change at any time, are subject to risks discussed in the Fund's prospectus, and should not be considered investment advice.

2. This chart is for illustrative purposes and assumes that a \$10,000 investment was made on the Fund's inception date of 06/30/2022 and that all dividends and capital gains were reinvested. Hypothetical performance often shows markedly better results than actual management and should not be the basis for an investment decision. A variety of factors could impact investment decision making or otherwise cause differences between the hypothetical performance and actual investor returns.

3. Compares the Eventide Large Cap Focus Fund Class I's performance to index performance over the periods shown. Performance will differ for other fund classes, based upon fees and commissions.

4. The returns shown do not reflect the deduction of taxes that a shareholder would pay on fund distributions or on the redemption of fund shares. Because of ongoing market volatility, fund performance may be subject to substantial short-term changes.

5. The S&P 500 is an index created by Standard & Poor's of American stocks with the largest market capitalization.

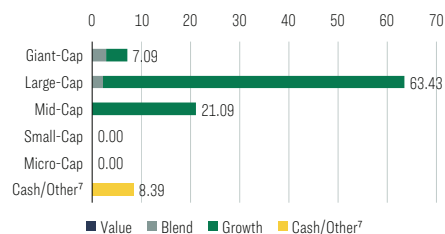
6. Performance figures for periods greater than 1 year are annualized. Annualized since inception figures use an inception date of 06/30/2022.

OVERVIEW

Fund	Nasdaq	Maximum Sales Charge	Management Fees	Other Expenses ¹	12b-1 Fees	AFFE ²	Gross Expenses	Net Expenses ³	Inception Date
Class I	ETLIX	None	0.73%	1.91%	0.00%	0.01%	2.65%	0.95%	06/30/2022
Class A	ETLAX	Front-End ⁴ : 5.75%	0.73%	1.91%	0.25%	0.01%	2.90%	1.20%	06/30/2022
Class C	ETLCX	None ⁴	0.73%	1.91%	1.00%	0.01%	3.65%	1.95%	06/30/2022
Class N	ETLNX	None	0.73%	1.91%	0.20%	0.01%	2.85%	1.15%	06/30/2022

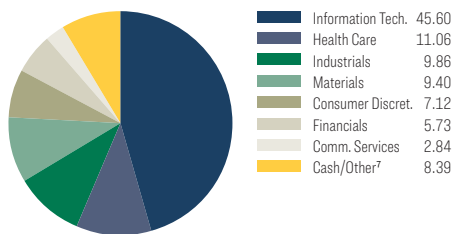
Minimum Investment: \$100,000 (Class I⁵), \$1,000 or \$100 with Automatic Investment Plan (Class A, C, N)
 Net Assets: \$30.8 million

Portfolio Composition⁶ (%) 31 Dec 2023



Equity market capitalization: \$136.5B average, \$75.4B median
 Number of holdings: 33

Sector Allocation⁸ (%) 31 Dec 2023



Market Risk⁹ 31 Dec 2023

	Std. Dev.	Beta	Alpha (%)	R-Squared (%)
	3-year Inception ¹⁰	3-year Inception ¹⁰	3-year Inception ¹⁰	3-year Inception ¹⁰
Eventide Large Cap Focus I	- 21.31	- 1.04	- -2.78	- 88.42
S&P 500 Total Return Index	- 19.18	- 1.00	- -	- 100.00

1. Refer to the Fund's SAI for definition of Other Expenses.
2. Acquired Fund Fees and Expenses, the indirect costs of investing in other investment companies.
3. The adviser has contractually agreed to waive fees and/or reimburse expenses of the Fund through 10/31/2024. The agreement may be terminated by the Fund's Board of Trustees only on 60 days' written notice.
4. Class A and Class C are also subject to a maximum deferred sales charge of 1.00%. This and other expenses that apply to a continued investment in the Fund are described in the Fund's prospectus.
5. Class I shares purchased directly from the Funds are not subject to the minimum initial or subsequent investment requirements.
6. Market cap definitions are based on those used by Morningstar, where Giant-Cap are those companies that account for the top 40% of capitalization, Large-Cap is the next 30%, Mid-Cap is the next 20%, Small-Cap is the next 7%, and Micro-Cap is the last 3%. Eventide applies Morningstar's U.S. style zone to evaluate securities. Value is defined as having a current earnings yield greater than 10%. Growth is defined as having a current earnings yield less than 5%. Blend is defined as a current earnings yield between 5% and 10%.
7. Includes cash, cash equivalents, money market funds, impact bonds and options. Impact bonds fund business models that strive to have significant social or environmental effects.
8. Allocation percentages are subject to change at any time, and should not be considered investment advice.
9. Source: © Morningstar, Inc. (2024). All rights reserved. The information contained herein: (1) is proprietary to Morningstar and/or its content providers; (2) may not be copied or distributed; and (3) is not warranted to be accurate, complete or timely. Neither Morningstar nor its content providers are responsible for any damages or losses arising from any use of this information. The performance and risk factor comparisons are against the S&P 500 Total Return Index. Alpha is a measure of performance on a risk-adjusted basis. It takes the volatility (price risk) of a fund and compares its risk-adjusted performance to the Index. Any excess return of a fund relative to the return of the Index is a fund's alpha. Beta is a measure of the volatility of a fund relative to the Index. A beta greater than 1 is more volatile than the Index. R-Squared is a measure of how a fund's performance correlates with the Index's performance and it can help assess how likely it is that beta is statistically significant. Standard Deviation of return measures the amount of variation in historical performance from period to period.

10. Annualized since inception figures use an inception date of 07/01/2022 and not the actual inception date of 06/30/2022 as only full month data is used in Market Risk calculations.

Mutual funds involve risk including the possible loss of principal. Past performance does not guarantee future results. The Fund's ethical values screening criteria could cause it to under-perform similar funds that do not have such screening criteria. Large capitalization companies may be subject to more limited growth potential, and be less able to adapt to changing market conditions than smaller capitalization companies. The Fund has non-diversification risk as a high percentage of Fund assets may be invested in a limited number of companies and may be more susceptible to any single economic, technological or regulatory occurrence than a diversified fund. It may be susceptible to an increased risk of loss because the Fund's investments are concentrated in the semiconductor and software industries and the Fund may invest a substantial portion of its assets in one or more sectors of the economy, such as the technology, industrial, consumer discretionary and healthcare sectors. Semiconductor companies carry risks such as limited product lines, competition for qualified personnel, rapid obsolescence of equipment, and dependence on patent and intellectual property rights, the loss or impairment of which can adversely affect profitability. Software companies carry risks such as rapidly changing technology, rapid product obsolescence, competitive pressures, cyclical market patterns, availability and price of components and frequent new product introductions. The Fund can have risk related to option investing. There are special risks associated with investments in foreign companies including exposure to currency fluctuations, less efficient trading markets, political instability and differing auditing and legal standards. The Fund can invest in private companies. Private investments include various risks including but not limited to lack of liquidity, capital commitment risk, and valuation risk. Private companies may not be financially profitable and have uncertain futures, subjecting them to additional risks. The Fund has no history of operations prior to its inception date.

This information is for use with concurrent or prior delivery of a fund prospectus, which can be obtained at <https://www.eventidefunds.com/prospectus> or by calling 1-877-771-EVEN (3836). Investors should consider a fund's investment objectives, risks, charges and expenses carefully before investing or sending money. Eventide Mutual Funds are distributed by Northern Lights Distributors, LLC, Member FINRA/SIPC, which is not affiliated with Eventide Asset Management, LLC.

MANAGERS



Anant Goel serves as a Portfolio Manager for the Eventide Exponential Technologies Fund, the Eventide Gilead Fund, and the Eventide Large Cap Focus Fund, and Senior Research Analyst on other Eventide funds. He has a diverse background having grown up and lived in India, Hong Kong, UK, USA and China, which combined with his academic and professional interests, allow him to incorporate a diverse set of perspectives in his investment decision process. He has served as a Research Analyst at Eventide since 2016, leading its technology focused research. In 2015, during his MBA program, Mr. Goel worked at Adage Capital Management, a long/short hedge fund. From 2011–2014, he served as an Analyst for NewQuest Capital Partners, a Private Equity firm in Hong Kong. Mr. Goel holds an MBA from the MIT Sloan School of Management where he was selected as a Teaching Assistant (TA) for finance courses for both Executive MBA and MBA students. He also holds a Bachelors of Science (HONS) from the University of Warwick, UK in Economics.



Andrew Singer, CFA, serves as a Portfolio Manager on the Eventide Dividend Opportunities Fund and Eventide Large Cap Focus Fund, and Senior Research Analyst for other Eventide funds. Prior to joining the Adviser, Mr. Singer was an Investment Analyst for Manulife (John Hancock) Asset Management from 2014 to 2016; Research Analyst for Cramer Rosenthal McGlynn from 2009-2013; Equity Analyst for BlackRock from 2006-2009; Equity Analyst for Evergreen Investments from 2004-2006; and Equity Research Associate for Credit Suisse First Boston from 1997-2002. He has a bachelor's degree in Quantitative Economics from Tufts University and an MBA from Babson College. He holds the Chartered Financial Analyst designation and is a member of the CFA Society Boston and CFA Institute.

Eventide Asset Management, LLC
 One International Place, Suite 4210
 Boston, MA 02110
 877-771-EVEN (3836)
WWW.EVENTIDEFUNDS.COM