

# Eventide Limited-Term Bond Fund

## Class A (ETABX )

Annual Shareholder Report - June 30, 2024



### Fund Overview

This annual shareholder report contains important information about Eventide Limited-Term Bond Fund for the period of July 1, 2023 to June 30, 2024. You can find additional information about the Fund at <https://www.eventidefunds.com>. You can also request this information by contacting us at 1-877-771-3836.

### What were the Fund's costs for the last year?

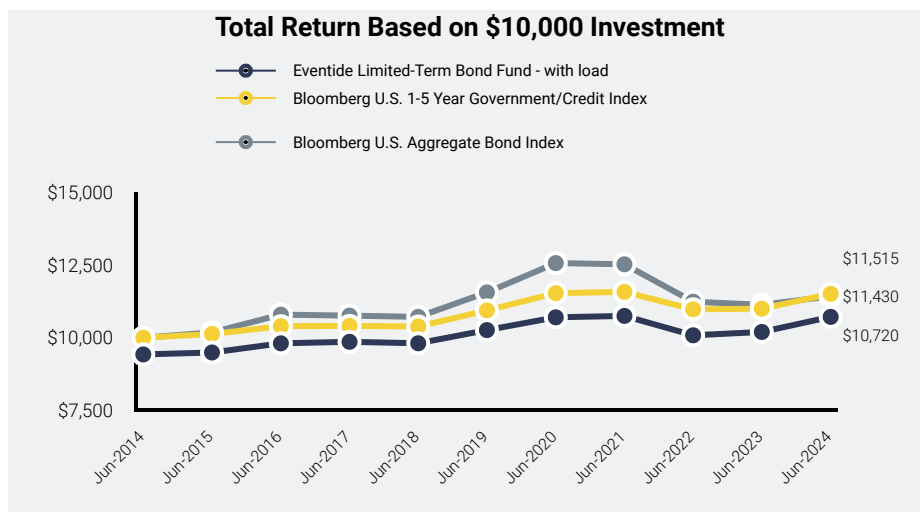
(based on a hypothetical \$10,000 investment)

Class Name	Costs of a \$10,000 investment	Costs paid as a percentage of a \$10,000 investment
Class A	\$80	0.80%

### How did the Fund perform during the reporting period?

The Fund's performance for the year ended June 30, 2024, was materially impacted by fluctuations of the yield curve and the performance of corporate bonds relative to treasuries. The Fund's investments outperformed its benchmark for the one-year period ended 6/30/24, which was primarily due to the Fund's allocation to corporate bonds. Short-term corporate bonds significantly outperformed short-term treasuries, and the Fund's corporate bond investments outperformed the performance of corporate bond allocations within the benchmark.

### How has the Fund performed over the last ten years?



The Fund's past performance is not a good predictor of how the Fund will perform in the future. The graph and table do not reflect the deduction of taxes that a shareholder would pay on fund distributions or redemption of fund shares. In connection with new SEC Rules on shareholder reporting, the Fund's performance information above is compared with a broad-based benchmark, Bloomberg US Aggregate Index, which represents the overall domestic bond market. In addition, the strategy benchmark, Bloomberg 1-5 Year Gov/Credit Index, is included as the adviser believes it is more representative of the fund's investment universe.

### Fund Statistics

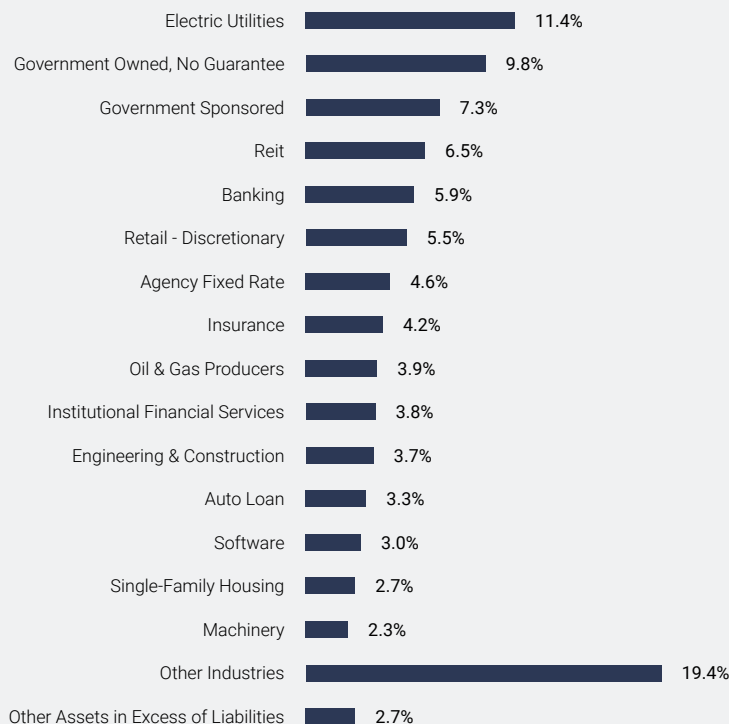
Net Assets	\$145,825,539
Number of Portfolio Holdings	96
Advisory Fee (net of waivers)	\$220,232
Portfolio Turnover	33%

### Average Annual Total Returns

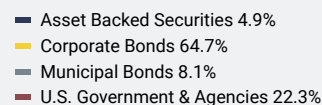
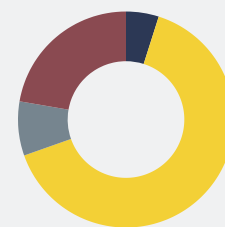
	1 Year	5 Years	10 Years
Eventide Limited-Term Bond Fund - Class A			
Without Load	5.09%	0.87%	1.30%
With Load	-0.93%	-0.32%	0.70%
Bloomberg U.S. 1-5 Year Government/Credit Index	4.66%	1.02%	1.42%
Bloomberg U.S. Aggregate Bond Index	2.63%	-0.23%	1.35%

## What did the Fund invest in?

### Industry Weighting (% of net assets)



### Asset Weighting (% of total investments)



### Top 10 Holdings\* (% of net assets)

Holding Name	% of Net Assets
JPMorgan Chase & Company, 6.070%, due 10/22/27	2.1%
Bank of America Corporation, 2.456%, due 10/22/25	2.0%
Morgan Stanley, 0.864%, due 10/21/25	2.0%
Federal National Mortgage Association, 6.250%, due 05/15/29	1.9%
Aflac, Inc., 1.125%, due 03/15/26	1.8%
CarMax Auto Owner Trust 2020-4, 1.300%, due 08/17/26	1.7%
Royal Bank of Canada, 1.150%, due 07/14/26	1.7%
MidAmerican Energy Company, 3.100%, due 05/1/27	1.7%
Nasdaq, Inc., 5.350%, due 06/28/28	1.7%
National Rural Utilities Cooperative Finance, 4.850%, due 02/7/29	1.7%

\* Does not include cash/money market funds/equivalents. Based on percentage of net assets. Holdings can change at any time, are subject to risks discussed in the Fund's prospectus, and should not be considered investment advice.

## Material Fund Changes

No material changes occurred during the year ended June 30, 2024.



## Eventide Limited-Term Bond Fund - Class A (ETABX)

Annual Shareholder Report - June 30, 2024

## Where can I find additional information about the Fund?

Additional information is available on the Fund's website ( <https://www.eventidefunds.com> ), including its:

- Prospectus
- Financial information
- Holdings
- Proxy voting information

# Eventide Limited-Term Bond Fund

## Class C (ETCBX )

Annual Shareholder Report - June 30, 2024



### Fund Overview

This annual shareholder report contains important information about Eventide Limited-Term Bond Fund for the period of July 1, 2023 to June 30, 2024. You can find additional information about the Fund at <https://www.eventidefunds.com>. You can also request this information by contacting us at 1-877-771-3836.

### What were the Fund's costs for the last year?

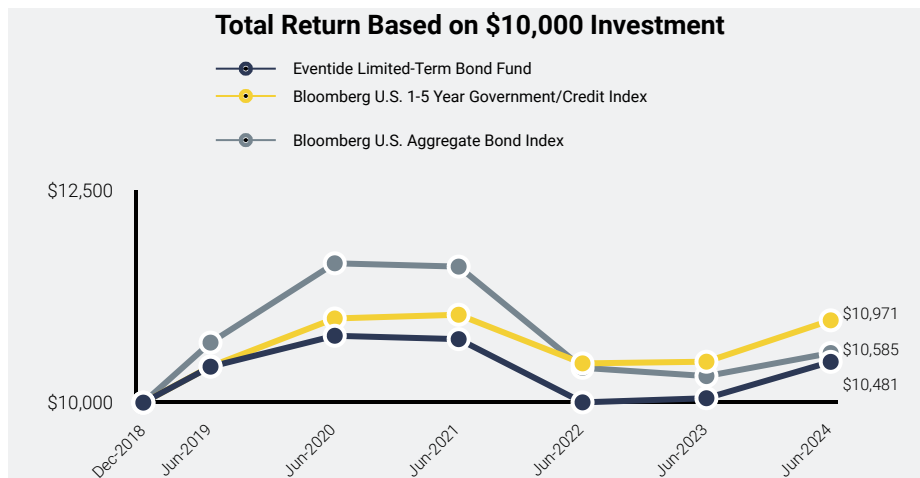
(based on a hypothetical \$10,000 investment)

Class Name	Costs of a \$10,000 investment	Costs paid as a percentage of a \$10,000 investment
Class C	\$155	1.55%

### How did the Fund perform during the reporting period?

The Fund's performance for the year ended June 30, 2024, was materially impacted by fluctuations of the yield curve and the performance of corporate bonds relative to treasuries. The Fund's investments outperformed its benchmark for the one-year period ended 6/30/24, which was primarily due to the Fund's allocation to corporate bonds. Short-term corporate bonds significantly outperformed short-term treasuries, and the Fund's corporate bond investments outperformed the performance of corporate bond allocations within the benchmark.

### How has the Fund performed since inception?



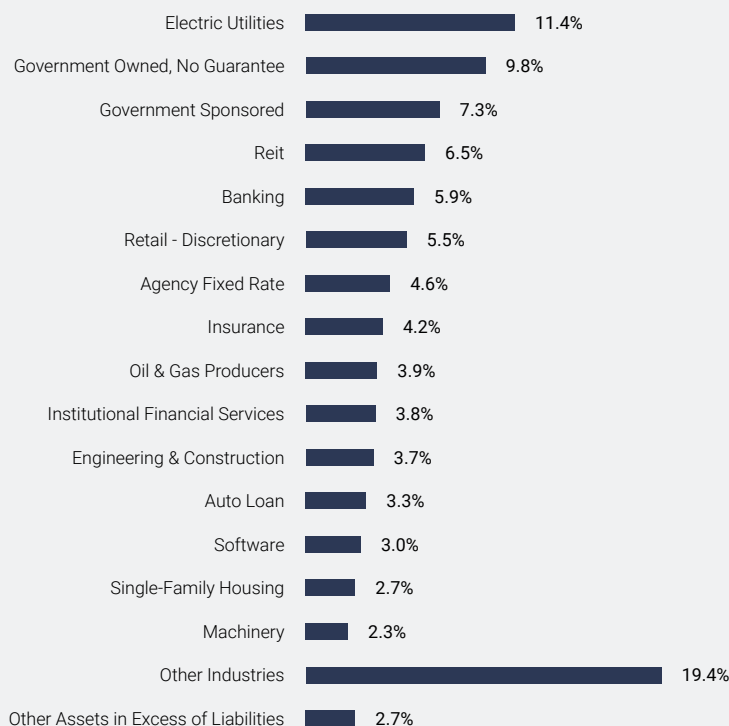
The Fund's past performance is not a good predictor of how the Fund will perform in the future. The graph and table do not reflect the deduction of taxes that a shareholder would pay on fund distributions or redemption of fund shares. In connection with new SEC Rules on shareholder reporting, the Fund's performance information above is compared with a broad-based benchmark, Bloomberg US Aggregate Index, which represents the overall domestic bond market. In addition, the strategy benchmark, Bloomberg 1-5 Year Gov/Credit Index, is included as the adviser believes it is more representative of the fund's investment universe.

### Average Annual Total Returns

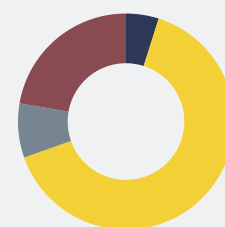
Fund Statistics		Average Annual Total Returns			
			1 Year	5 Years	Since Inception (12/14/2018)
Net Assets	\$145,825,539	Eventide Limited-Term Bond Fund - Class C	4.26%	0.11%	0.85%
Number of Portfolio Holdings	96	Bloomberg U.S. 1-5 Year Government/Credit Index	4.66%	1.02%	1.69%
Advisory Fee (net of waivers)	\$220,232	Bloomberg U.S. Aggregate Bond Index	2.63%	-0.23%	1.03%
Portfolio Turnover	33%				

## What did the Fund invest in?

### Industry Weighting (% of net assets)



### Asset Weighting (% of total investments)



### Top 10 Holdings\* (% of net assets)

Holding Name	% of Net Assets
JPMorgan Chase & Company, 6.070%, due 10/22/27	2.1%
Bank of America Corporation, 2.456%, due 10/22/25	2.0%
Morgan Stanley, 0.864%, due 10/21/25	2.0%
Federal National Mortgage Association, 6.250%, due 05/15/29	1.9%
Aflac, Inc., 1.125%, due 03/15/26	1.8%
CarMax Auto Owner Trust 2020-4, 1.300%, due 08/17/26	1.7%
Royal Bank of Canada, 1.150%, due 07/14/26	1.7%
MidAmerican Energy Company, 3.100%, due 05/1/27	1.7%
Nasdaq, Inc., 5.350%, due 06/28/28	1.7%
National Rural Utilities Cooperative Finance, 4.850%, due 02/7/29	1.7%

\* Does not include cash/money market funds/equivalents. Based on percentage of net assets. Holdings can change at any time, are subject to risks discussed in the Fund's prospectus, and should not be considered investment advice.

## Material Fund Changes

No material changes occurred during the year ended June 30, 2024.



## Eventide Limited-Term Bond Fund - Class C (ETCBX)

Annual Shareholder Report - June 30, 2024

## Where can I find additional information about the Fund?

Additional information is available on the Fund's website ( <https://www.eventidefunds.com> ), including its:

- Prospectus
- Financial information
- Holdings
- Proxy voting information

# Eventide Limited-Term Bond Fund

## Class I (ETIBX )

Annual Shareholder Report - June 30, 2024



### Fund Overview

This annual shareholder report contains important information about Eventide Limited-Term Bond Fund for the period of July 1, 2023 to June 30, 2024. You can find additional information about the Fund at <https://www.eventidefunds.com>. You can also request this information by contacting us at 1-877-771-3836.

### What were the Fund's costs for the last year?

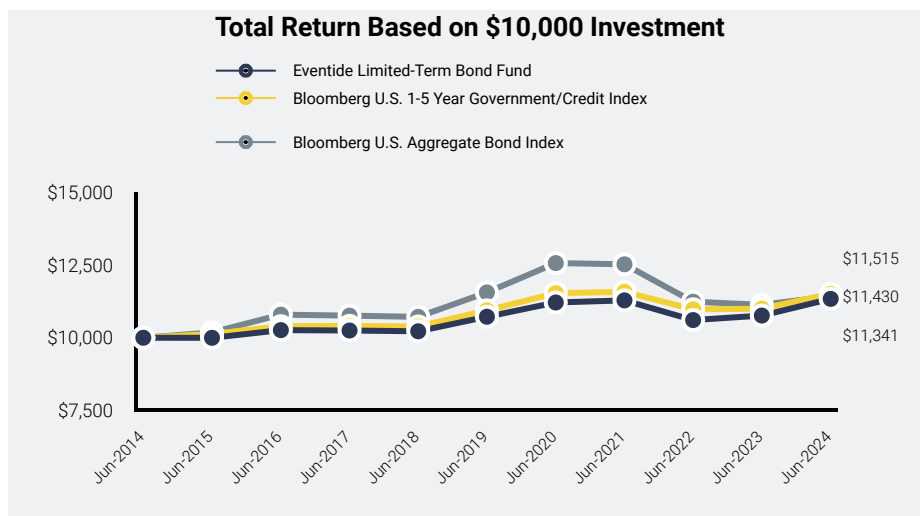
(based on a hypothetical \$10,000 investment)

Class Name	Costs of a \$10,000 investment	Costs paid as a percentage of a \$10,000 investment
Class I	\$55	0.55%

### How did the Fund perform during the reporting period?

The Fund's performance for the year ended June 30, 2024, was materially impacted by fluctuations of the yield curve and the performance of corporate bonds relative to treasuries. The Fund's investments outperformed its benchmark for the one-year period ended 6/30/24, which was primarily due to the Fund's allocation to corporate bonds. Short-term corporate bonds significantly outperformed short-term treasuries, and the Fund's corporate bond investments outperformed the performance of corporate bond allocations within the benchmark.

### How has the Fund performed over the last ten years?



The Fund's past performance is not a good predictor of how the Fund will perform in the future. The graph and table do not reflect the deduction of taxes that a shareholder would pay on fund distributions or redemption of fund shares. In connection with new SEC Rules on shareholder reporting, the Fund's performance information above is compared with a broad-based benchmark, Bloomberg US Aggregate Index, which represents the overall domestic bond market. In addition, the strategy benchmark, Bloomberg 1-5 Year Gov/Credit Index, is included as the adviser believes it is more representative of the fund's investment universe.

### Fund Statistics

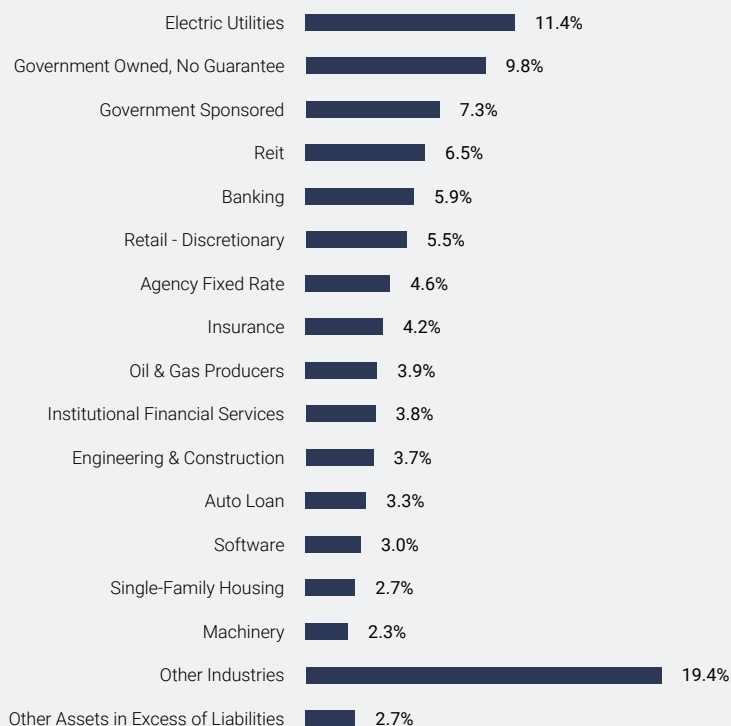
Net Assets	\$145,825,539
Number of Portfolio Holdings	96
Advisory Fee (net of waivers)	\$220,232
Portfolio Turnover	33%

### Average Annual Total Returns

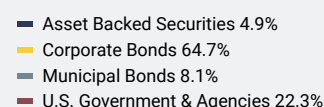
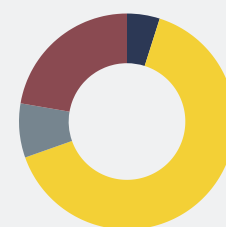
	1 Year	5 Years	10 Years
Eventide Limited-Term Bond Fund - Class I	5.35%	1.12%	1.27%
Bloomberg U.S. 1-5 Year Government/Credit Index	4.66%	1.02%	1.42%
Bloomberg U.S. Aggregate Bond Index	2.63%	-0.23%	1.35%

## What did the Fund invest in?

### Industry Weighting (% of net assets)



### Asset Weighting (% of total investments)



### Top 10 Holdings\* (% of net assets)

Holding Name	% of Net Assets
JPMorgan Chase & Company, 6.070%, due 10/22/27	2.1%
Bank of America Corporation, 2.456%, due 10/22/25	2.0%
Morgan Stanley, 0.864%, due 10/21/25	2.0%
Federal National Mortgage Association, 6.250%, due 05/15/29	1.9%
Aflac, Inc., 1.125%, due 03/15/26	1.8%
CarMax Auto Owner Trust 2020-4, 1.300%, due 08/17/26	1.7%
Royal Bank of Canada, 1.150%, due 07/14/26	1.7%
MidAmerican Energy Company, 3.100%, due 05/1/27	1.7%
Nasdaq, Inc., 5.350%, due 06/28/28	1.7%
National Rural Utilities Cooperative Finance, 4.850%, due 02/7/29	1.7%

\* Does not include cash/money market funds/equivalents. Based on percentage of net assets. Holdings can change at any time, are subject to risks discussed in the Fund's prospectus, and should not be considered investment advice.

## Material Fund Changes

No material changes occurred during the year ended June 30, 2024.



## Eventide Limited-Term Bond Fund - Class I (ETIBX)

Annual Shareholder Report - June 30, 2024

## Where can I find additional information about the Fund?

Additional information is available on the Fund's website ( <https://www.eventidefunds.com> ), including its:

- Prospectus
- Financial information
- Holdings
- Proxy voting information

# Eventide Limited-Term Bond Fund

## Class N (ETNBX )

Annual Shareholder Report - June 30, 2024



### Fund Overview

This annual shareholder report contains important information about Eventide Limited-Term Bond Fund for the period of July 1, 2023 to June 30, 2024. You can find additional information about the Fund at <https://www.eventidefunds.com>. You can also request this information by contacting us at 1-877-771-3836.

### What were the Fund's costs for the last year?

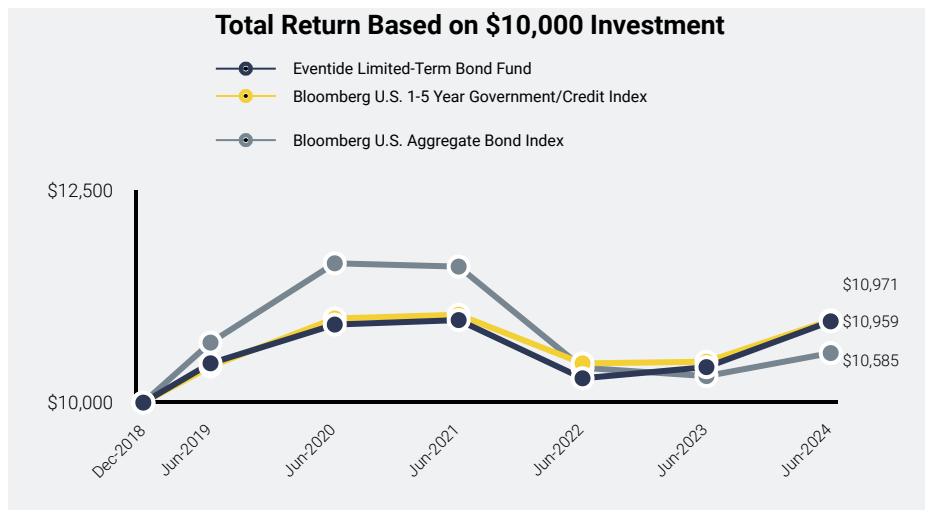
(based on a hypothetical \$10,000 investment)

Class Name	Costs of a \$10,000 investment	Costs paid as a percentage of a \$10,000 investment
Class N	\$75	0.75%

### How did the Fund perform during the reporting period?

The Fund's performance for the year ended June 30, 2024, was materially impacted by fluctuations of the yield curve and the performance of corporate bonds relative to treasuries. The Fund's investments outperformed its benchmark for the one-year period ended 6/30/24, which was primarily due to the Fund's allocation to corporate bonds. Short-term corporate bonds significantly outperformed short-term treasuries, and the Fund's corporate bond investments outperformed the performance of corporate bond allocations within the benchmark.

### How has the Fund performed since inception?



The Fund's past performance is not a good predictor of how the Fund will perform in the future. The graph and table do not reflect the deduction of taxes that a shareholder would pay on fund distributions or redemption of fund shares. In connection with new SEC Rules on shareholder reporting, the Fund's performance information above is compared with a broad-based benchmark, Bloomberg US Aggregate Index, which represents the overall domestic bond market. In addition, the strategy benchmark, Bloomberg 1-5 Year Gov/Credit Index, is included as the adviser believes it is more representative of the fund's investment universe.

### Fund Statistics

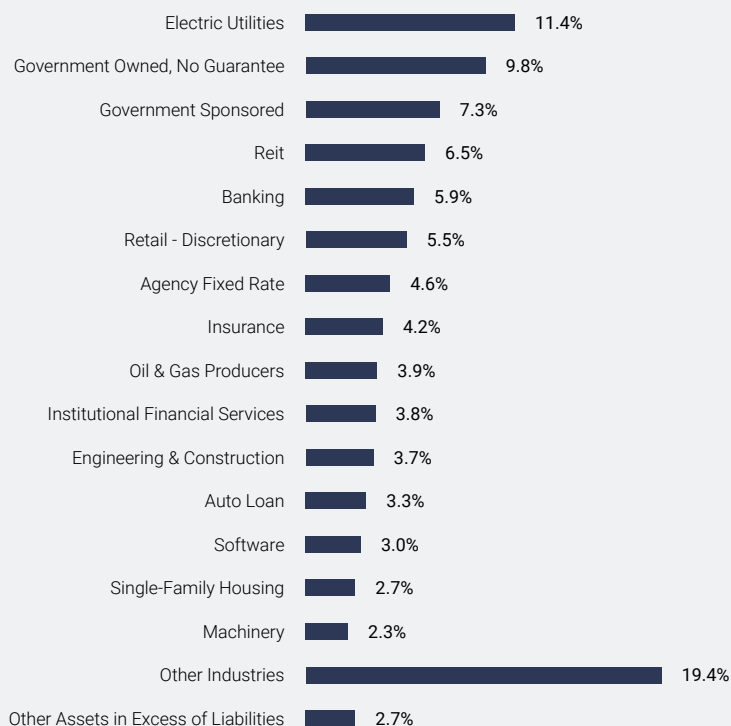
Net Assets	\$145,825,539
Number of Portfolio Holdings	96
Advisory Fee (net of waivers)	\$220,232
Portfolio Turnover	33%

### Average Annual Total Returns

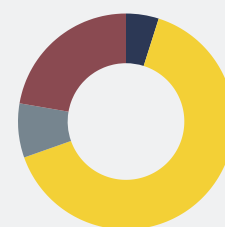
	1 Year	5 Years	Since Inception (12/14/2018)
Eventide Limited-Term Bond Fund - Class N	5.18%	0.93%	1.67%
Bloomberg U.S. 1-5 Year Government/Credit Index	4.66%	1.02%	1.69%
Bloomberg U.S. Aggregate Bond Index	2.63%	-0.23%	1.03%

## What did the Fund invest in?

### Industry Weighting (% of net assets)



### Asset Weighting (% of total investments)



### Top 10 Holdings\* (% of net assets)

Holding Name	% of Net Assets
JPMorgan Chase & Company, 6.070%, due 10/22/27	2.1%
Bank of America Corporation, 2.456%, due 10/22/25	2.0%
Morgan Stanley, 0.864%, due 10/21/25	2.0%
Federal National Mortgage Association, 6.250%, due 05/15/29	1.9%
Aflac, Inc., 1.125%, due 03/15/26	1.8%
CarMax Auto Owner Trust 2020-4, 1.300%, due 08/17/26	1.7%
Royal Bank of Canada, 1.150%, due 07/14/26	1.7%
MidAmerican Energy Company, 3.100%, due 05/1/27	1.7%
Nasdaq, Inc., 5.350%, due 06/28/28	1.7%
National Rural Utilities Cooperative Finance, 4.850%, due 02/7/29	1.7%

\* Does not include cash/money market funds/equivalents. Based on percentage of net assets. Holdings can change at any time, are subject to risks discussed in the Fund's prospectus, and should not be considered investment advice.

## Material Fund Changes

No material changes occurred during the year ended June 30, 2024.



## Eventide Limited-Term Bond Fund - Class N (ETNBX)

Annual Shareholder Report - June 30, 2024

## Where can I find additional information about the Fund?

Additional information is available on the Fund's website ( <https://www.eventidefunds.com> ), including its:

- Prospectus
- Financial information
- Holdings
- Proxy voting information